



# CORONAVIRUS DISEASE 2019 (COVID-19) SITUATIONAL REPORT #307 JUNE 22, 2021



## DAILY HIGHLIGHTS

Globally, COVID-19 cases have surpassed 178.5 million with more than 3.8 million deaths.

In the United States as of June 21, the total number of cases stands at 33,368,860 and deaths at 599,354.

On Tuesday, June 16, the Biden Administration announced an additional investment of \$1.8 billion in American Rescue Plan (ARP) funding to combat COVID-19 in Indian Country. This is in addition to an investment of more than \$4 billion that was announced in April 2021. These funds are one-time, non-recurring, and can only be used for the purposes specified in the statute. According to the June 16, IHS Dear Tribal Leader Letter, these funds “may also cover obligations for purposes specified in the statute that were incurred to prevent, prepare for, and respond to COVID-19 during the period beginning January 31, 2020, through March 11, 2021.” Read more [HERE](#).

Now you can show digital proof of your vaccination. If you were vaccinated in California, go to Digital COVID-19 Vaccine Record and enter your info to access it. Get your record [HERE](#).

Fully vaccinated Californians won't have to wear masks in the workplace after state regulators voted to end mask requirements and the governor immediately signed an executive order to allow the changes to quickly take effect. The new rule was adopted by the state Division of Occupational Safety and Health (Cal/OSHA). No face coverings will be required outdoors, regardless of vaccination status. While it is not required for employers to retain copies of vaccination cards, employers must document vaccination status. Self-attestation by employees will be allowed. Physical distancing requirements were also eliminated under the new rule.

Vaccinations open to all Californians aged 12 and up. Book your shots [HERE](#).

## UNITED STATES

### COVID-19: U.S. at a Glance\* (as of 6/21/21)

- Total cases: 33,368,860
- Total deaths: 599,354
- Jurisdictions reporting cases: 55 (50 states, District of Columbia, Guam, Puerto Rico, the Northern Mariana Islands, and the U.S. Virgin Islands)

\*As of April 14, 2020, CDC case counts and death counts include both confirmed and probable cases and deaths. This change was made to reflect an interim COVID-19 position statement issued by the Council for State and Territorial Epidemiologists on April 5, 2020.

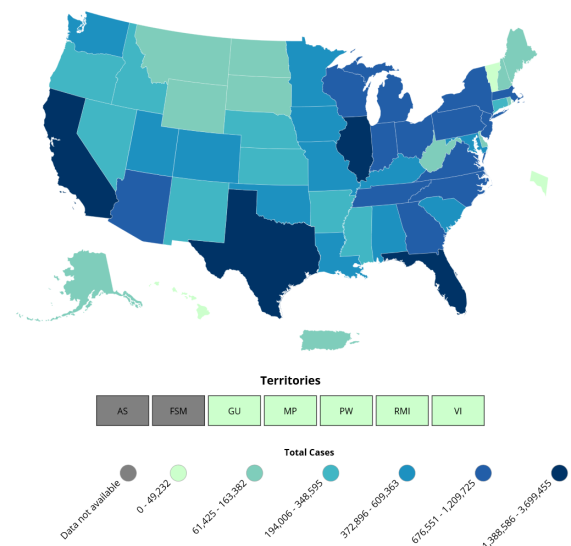
A confirmed case or death is defined by meeting confirmatory laboratory evidence for COVID-19.

A probable case or death is defined by:

- i) meeting clinical criteria AND epidemiologic evidence with no confirmatory laboratory testing performed for COVID-19; or ii) meeting presumptive laboratory evidence AND either clinical criteria OR epidemiologic evidence; or iii) meeting vital records criteria with no confirmatory laboratory testing performed for COVID-19.
- State and local public health departments are now testing and publicly reporting their cases. In the event of a discrepancy between CDC cases and cases reported by state and local public health officials, data reported by states should be considered the most up to date.

### National Laboratory Testing Data (as of 6/21/21)

- Total tests reported: 461,862,544
- Positive tests reported: 35,565,923
- Percent of positive tests (7-day): 1.7%





# CORONAVIRUS DISEASE 2019 (COVID-19) SITUATIONAL REPORT #307 JUNE 22, 2021



## RISK FOR COVID-19 INFECTION, HOSPITALIZATION, & DEATH BY RACE/ETHNICITY, U.S.

As of June 17, 2021, the table to the right shows that AIAN still have higher rates of COVID-19 infection, hospitalization, and death from COVID-19 than any other race/ethnicity group.

Rate ratios compared to White, Non-Hispanic persons	American Indian or Alaska Native, Non-Hispanic persons	Asian, Non-Hispanic persons	Black or African American, Non-Hispanic persons	Hispanic or Latino persons
Cases <sup>1</sup>	1.6x	0.7x	1.1x	2.0x
Hospitalization <sup>2</sup>	3.3x	1.0x	2.9x	2.8x
Death <sup>3</sup>	2.4x	1.0x	2.0x	2.3x

## COVID-19 CASES BY IHS AREA

	NEGATIVE CASES	POSITIVE CASES	TESTED
ALASKA	548,304	12,357	640,124
ALBUQUERQUE	69,426	8,278	98,777
BEMIDJI	159,264	11,947	174,526
BILLINGS	91,955	7,505	102,740
CALIFORNIA	75,389	8,296	87,230
GREAT PLAINS	133,950	14,427	148,893
NASHVILLE	74,835	6,367	82,091
NAVAJO	184,506	32,367	264,790
OKLAHOMA CITY	455,501	61,361	521,634
PHOENIX	163,352	24,370	188,306
PORTLAND	118,512	8,390	127,300
TUCSON	25,116	2,815	28,085

\*as of 11:59PM EST June 13, 2021

## CALIFORNIA

As of June 22, 2021, there were a total of 3,704,640 positive cases and 62,701 deaths in California.

Ages of all confirmed positive cases:

- Age 0-17: 481,603
- Age 18-49: 2,111,645
- Age 50-64: 703,882
- Age 65 and older: 407,510

Gender of all confirmed positive cases:

- Female: 1,889,366
- Male: 1,778,227
- Unknown: 37,046

Lab tests reported statewide\*: 68,728,022

\*as of 6/21/21

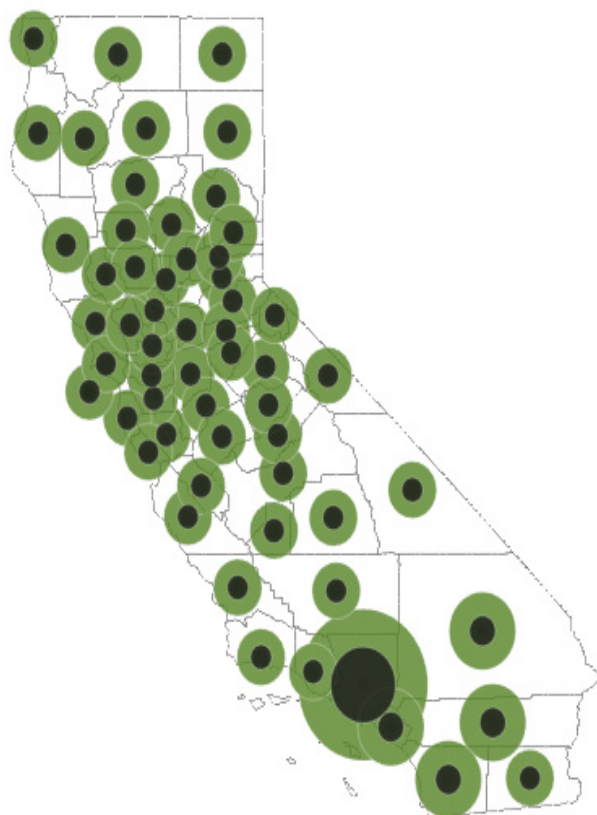
Numerous public health labs in California are testing for COVID-19 samples. Click [HERE](#) to find your nearest testing site.

## INDIAN HEALTH SERVICE CALIFORNIA AREA

87,230 Tribal or Urban Indian Health Program patients in the California Area have been tested for COVID-19 as of 6/13/2021.

Of these, 8,296 patients have tested positive for COVID-19 and 75,389 have tested negative for COVID-19.

## CONFIRMED CASES AND DEATHS BY COUNTY



### Counties with most reported cases

Los Angeles	1,205,994
San Bernardino	293,736
Riverside	289,797
San Diego	281,811
Orange	255,400

### Counties with most reported deaths

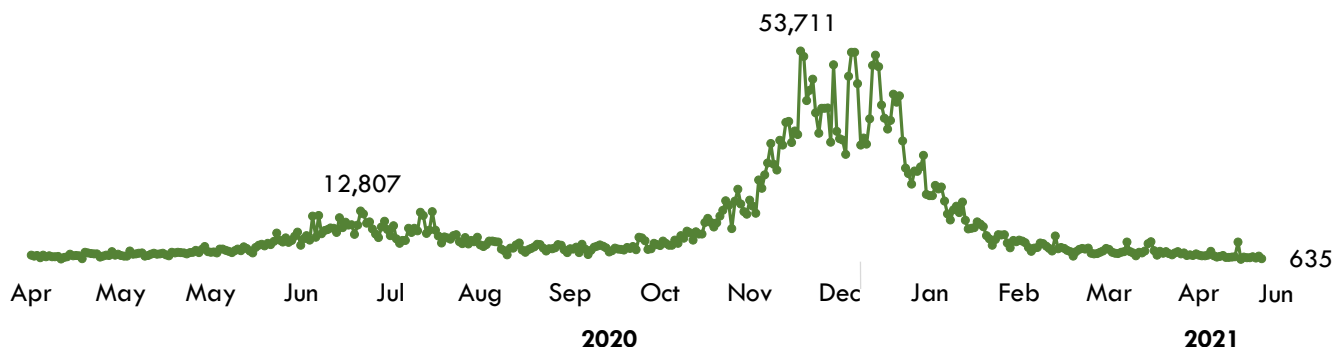
Los Angeles	24,459
Orange	5,113
San Bernardino	4,850
Riverside	4,456
San Diego	3,771

As of 6/22/2021. Source: CDPH

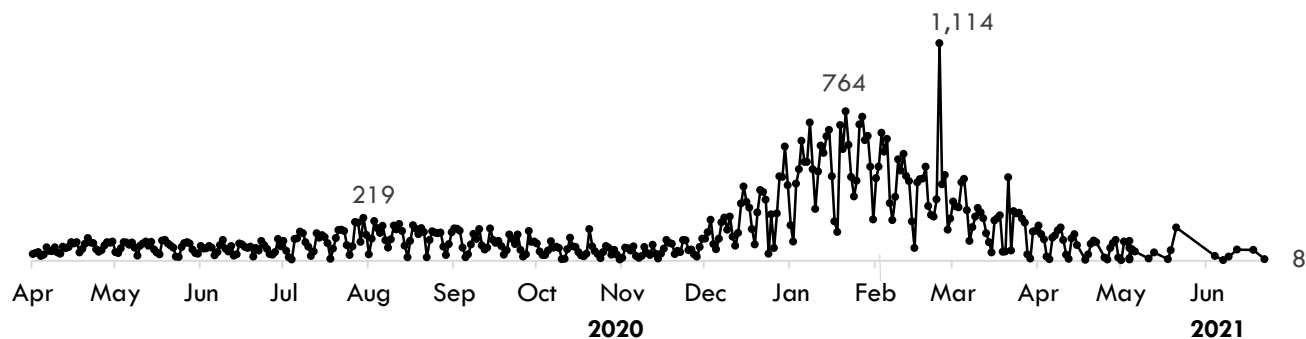
**3,704,640** Cases  
in California

**62,701** Deaths  
in California

### New Confirmed Cases in California by Date



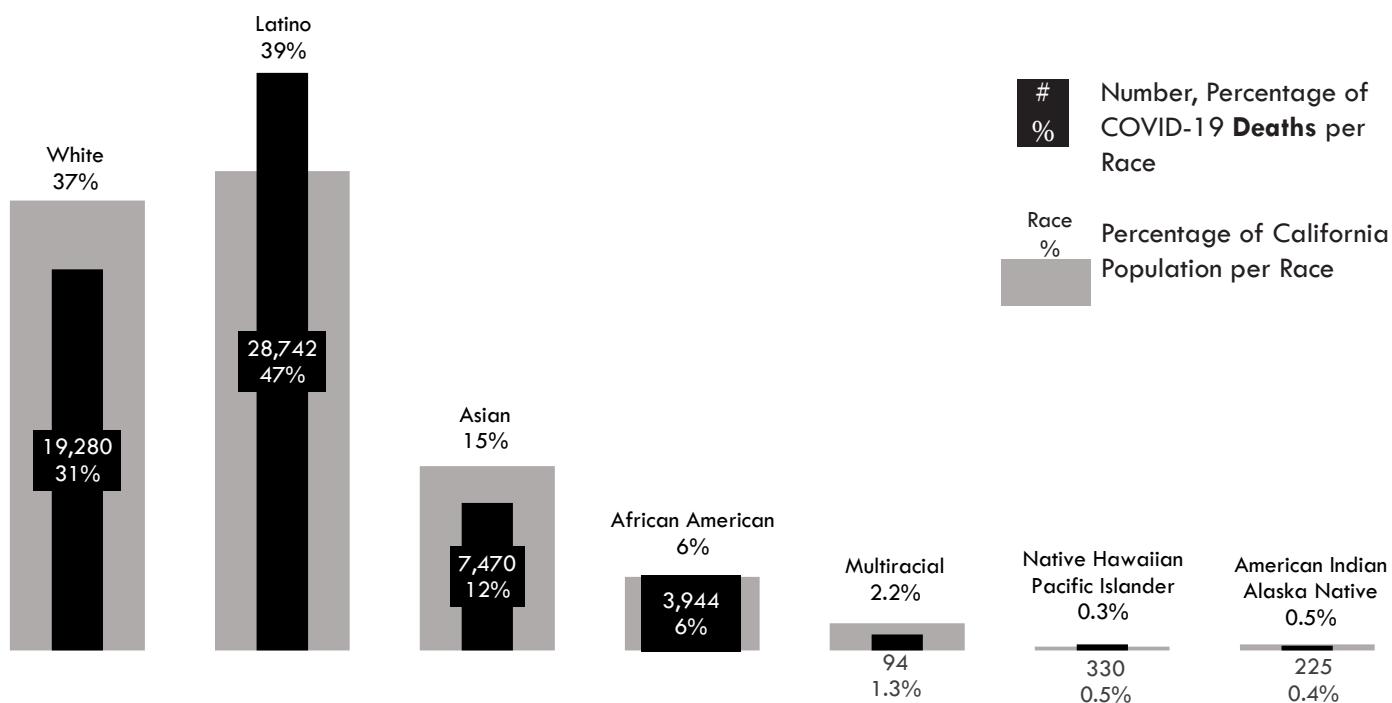
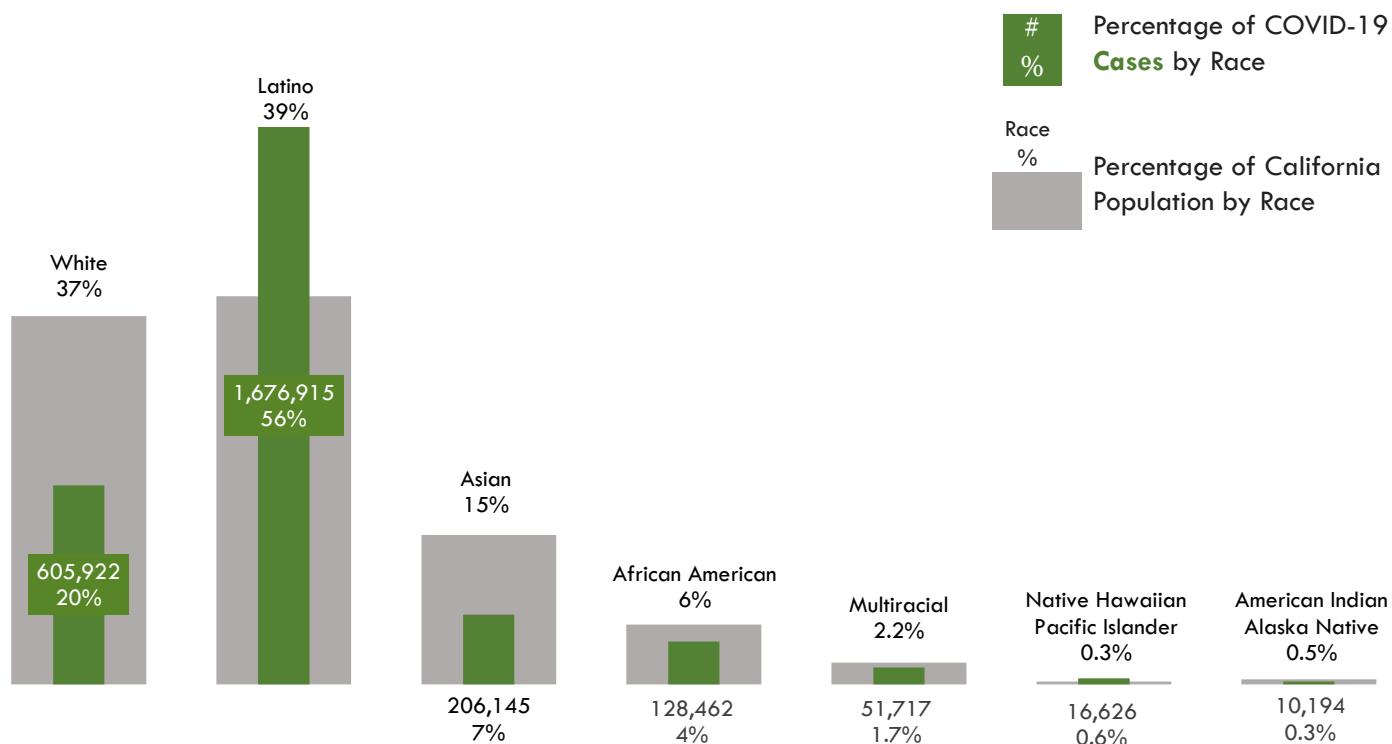
### New Confirmed Deaths in California by Date



As of 6/22/2021. Source: CDPH

## Racial distribution of confirmed COVID-19 cases and deaths in California

American Indians and Alaska Natives account for 0.5% percent of the population, **0.3% of COVID-19 cases**, and **0.3% of deaths** in California. This includes a total of **10,194 cases** and **225 deaths** among American Indian and Alaska Native people in California.

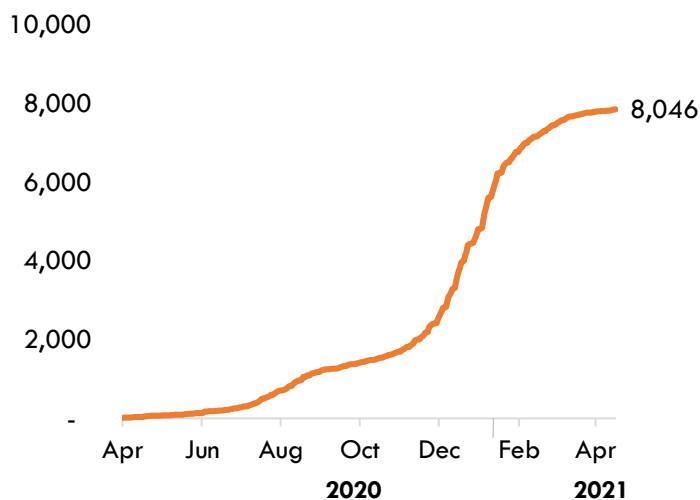


Note: 21% of cases and 1% of deaths are of unknown race/ethnicity. As of 6/18/2021. Source: CDPH

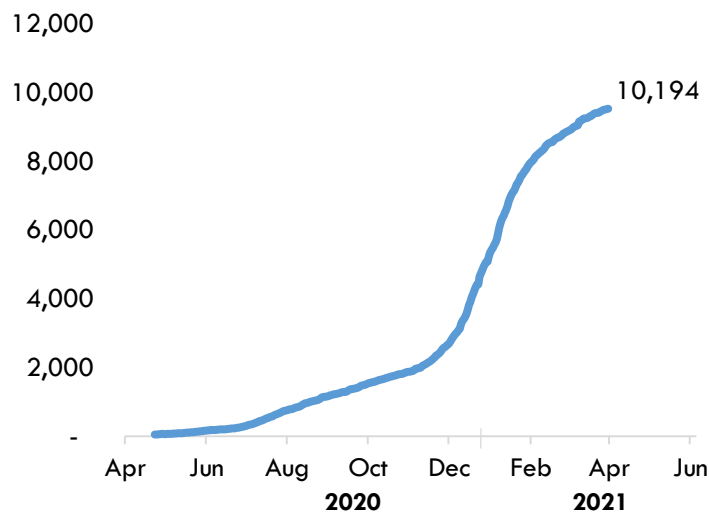
## Two sources for tracking American Indian and Alaska Native (AIAN) cases reported in California

Data from the **Indian Health Service (IHS)** include positive cases reported by Tribal and Urban Indian Health Programs.

Data from **California Department of Public Health (CDPH)** include all positive cases of AIAN diagnosed in California.

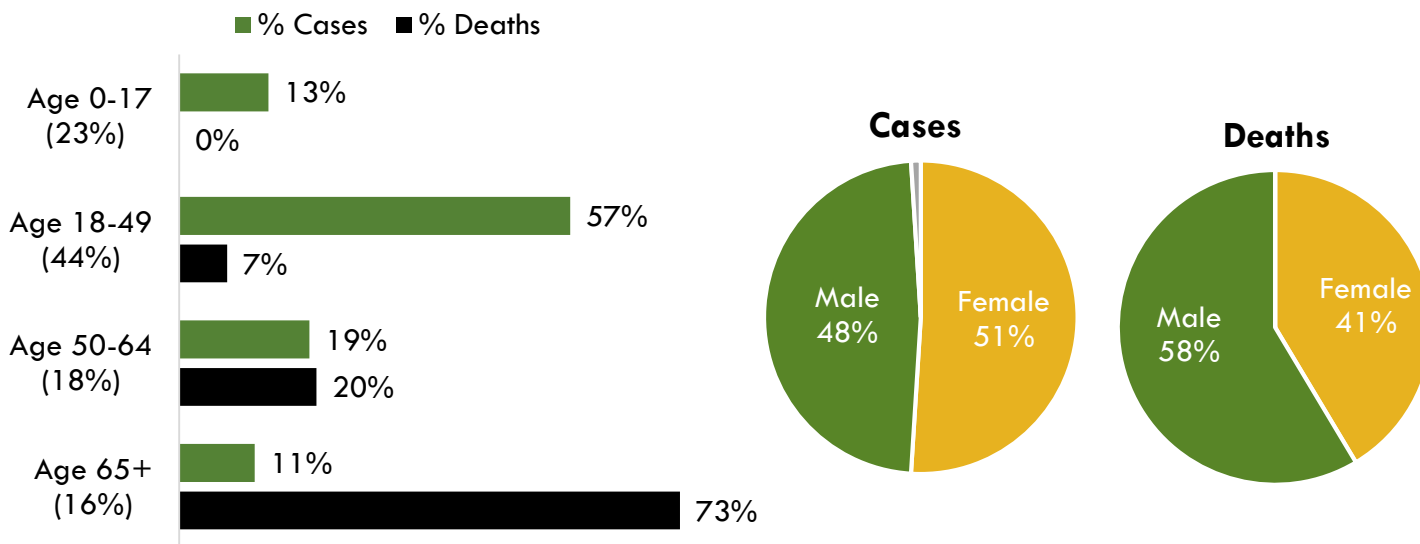


As of 5/3/2021. Source: IHS



As of 6/18/2021. Source: CDPH

## Age and gender distribution of confirmed COVID-19 cases and deaths in California



Note: Percentages may not add up to 100% due to rounding. 1% of cases are of unknown gender. As of 6/22/2021. Source: CDPH

## California COVID-19 threat level: **Medium risk**

### DAILY NEW CASES

**2.4** PER 100K

COVID NOT CONTAINED, BUT AT LOW LEVELS

### INFECTION RATE

**0.97**

COVID IS STILL SPREADING, BUT SLOWLY

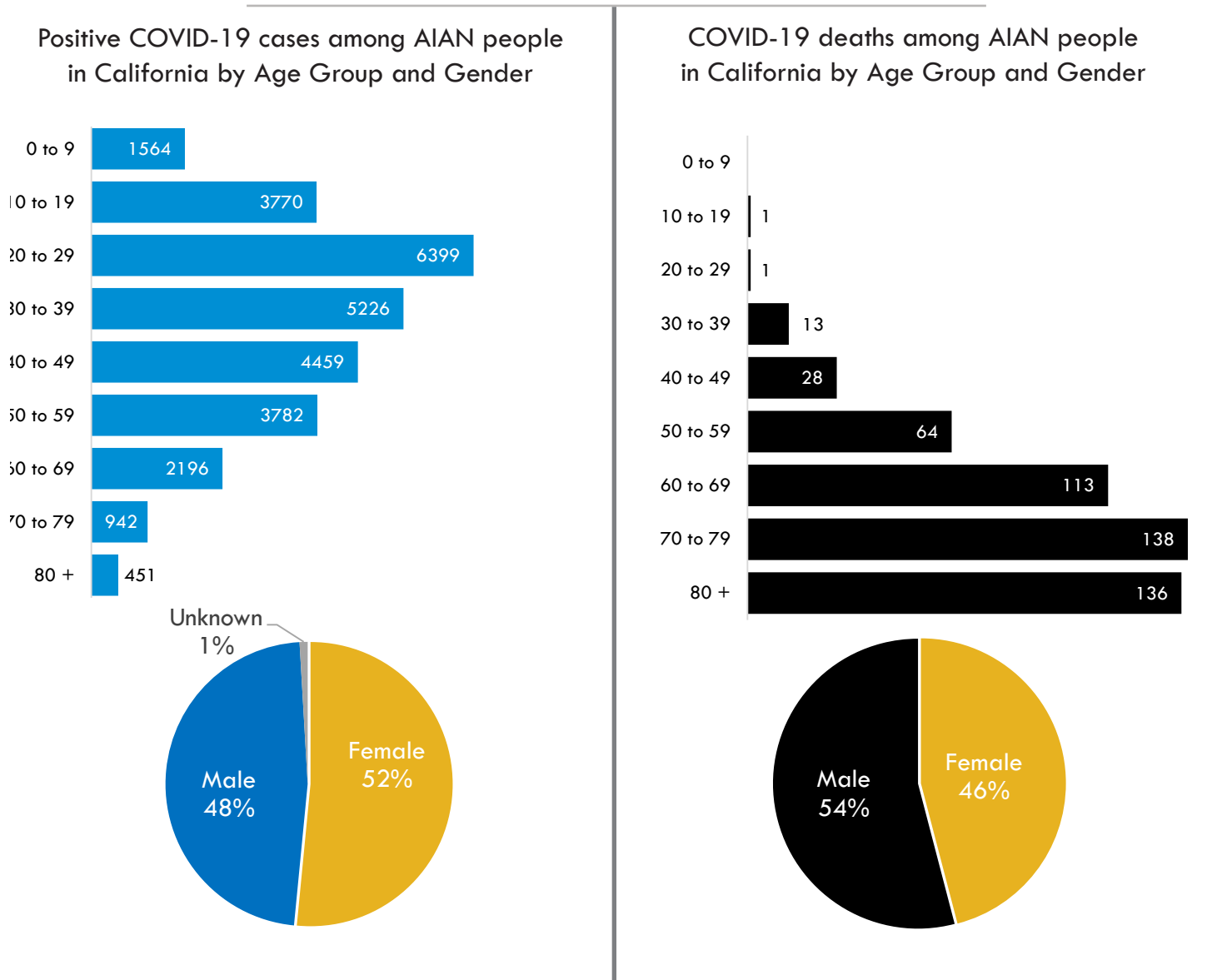
### POSITIVE TEST RATE

**0.8%**

INDICATES WIDESPREAD TESTING

As of 6/22/2021. Source: COVID Act Now

## American Indian and Alaska Native (AIAN) data reported by California to the Centers for Disease Control and Prevention (CDC)



California Department of Public Health reports COVID-19 data on American Indian and Alaska Native (AIAN) people that only identify in one racial category. Below is a comparison using CDC's data on AIAN cases and deaths in California by racial classification, using a more restrictive definition (AIAN alone) versus a more comprehensive definition (AIAN in combination with other races/ethnicities).

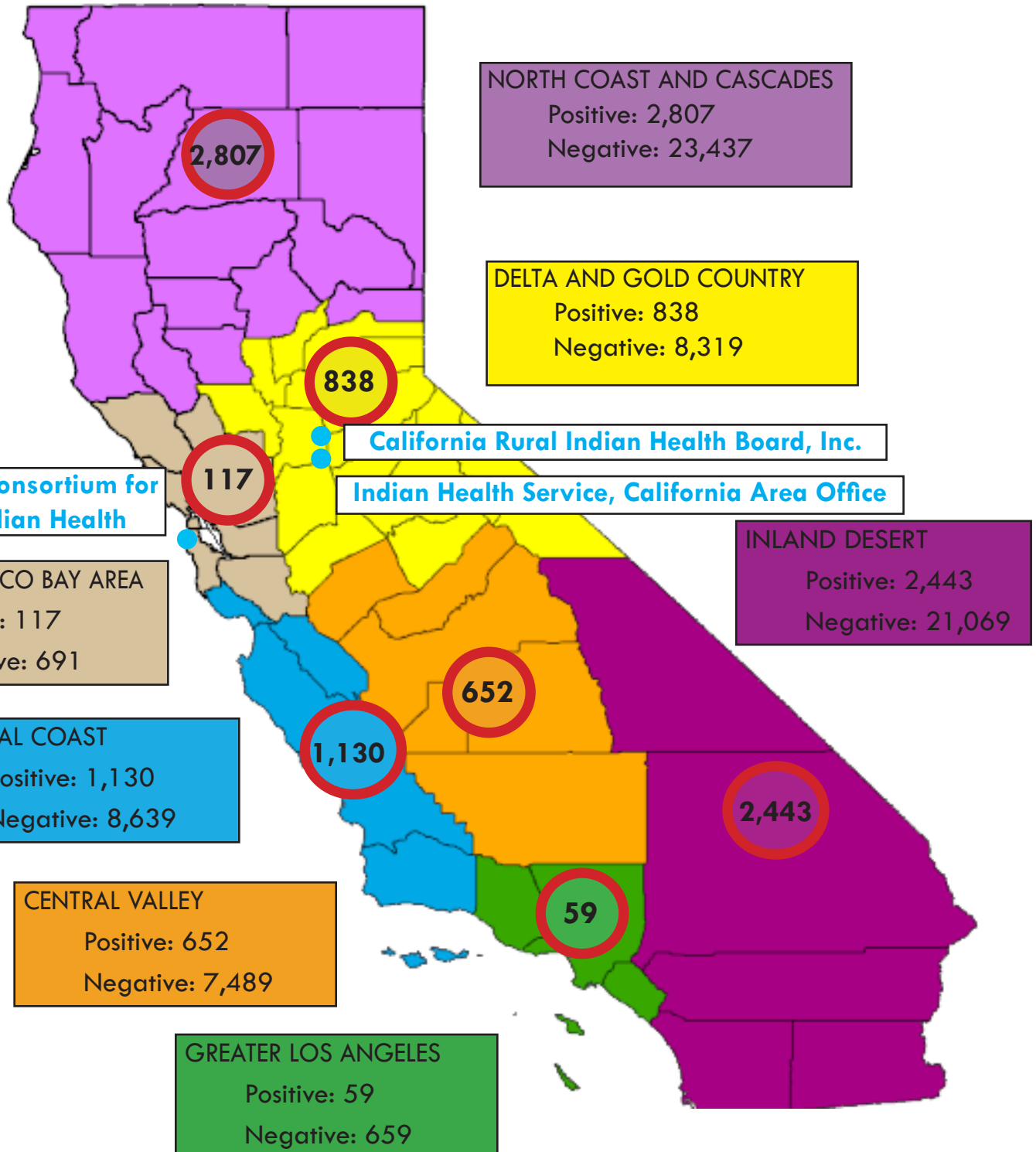
	Cases	Deaths
<b>AIAN alone</b>	<b>6,517</b>	<b>201</b>
<b>AIAN in combination</b>	<b>28,932</b>	<b>494</b>

# COVID-19 testing information from patients seen at a Tribal or Urban Indian Health Program in California

Note: This map shows patients by the regional location of the clinic where they were tested and NOT by the residence of the patients.

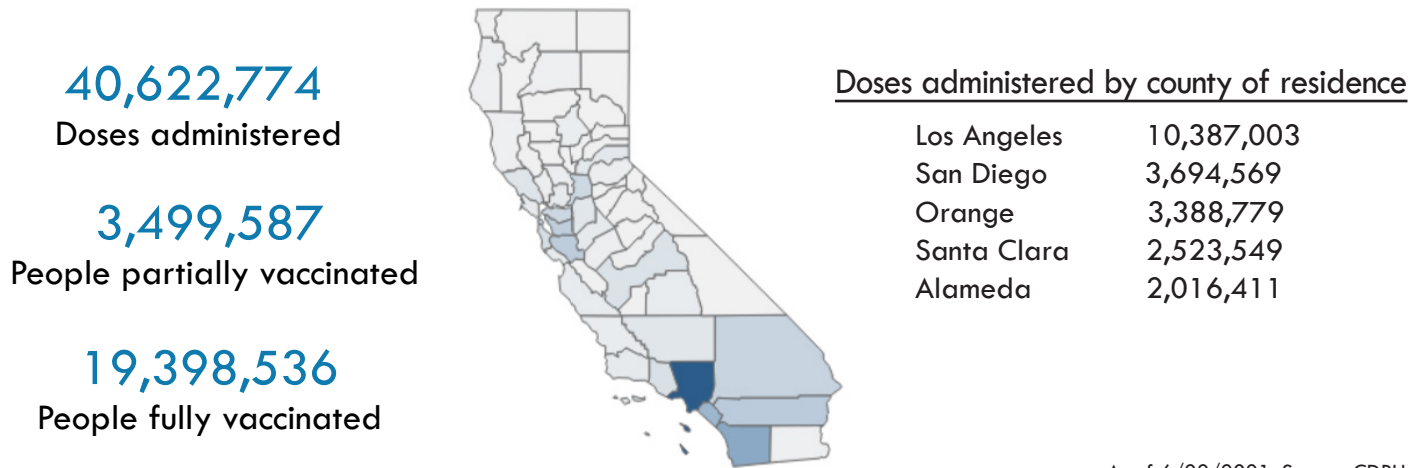


Number of positive cases identified by region



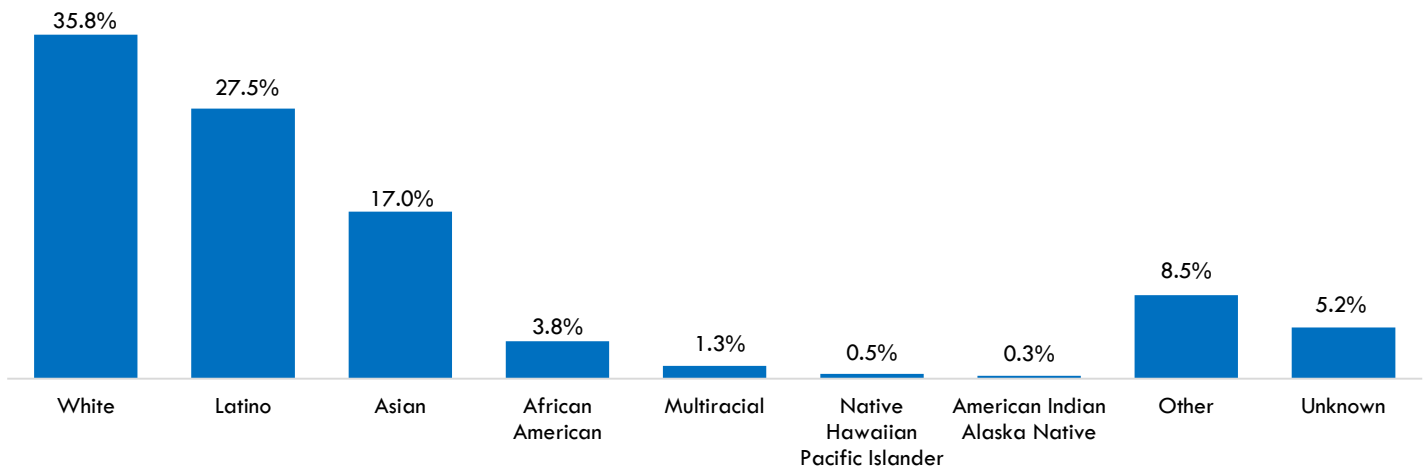
## Two sources for tracking American Indian and Alaska Native (AIAN) vaccinations administered in California

Data from [California Department of Public Health \(CDPH\)](#) does not include vaccines administered by Federal entities such as **Indian Health Service**, Department of Defense, U.S. Federal Bureau of Prisons, and Veterans Affairs.



As of 6/22/2021. Source: CDPH

### Racial distribution of people with at least one dose of vaccine administered in California



Note: "Other" means those who don't fall under any race or ethnicity. "Unknown" includes those who declined to state or whose race and ethnicity information is missing. As of 6/18/2021. Source: CDPH

Data from the [Indian Health Service \(IHS\)](#) shows the total number of vaccine doses (Pfizer, Moderna, and Johnson & Johnson/Janssen) distributed and administered by IHS Area to date

Area	Total Doses Distributed	Total Doses Administered
Albuquerque	131,065	129,125
Bemidji	151,235	121,104
Billings	59,995	43,546
California	220,205	148,537
Great Plains	125,730	86,274
Nashville	89,955	69,508
Navajo	249,605	226,450
Oklahoma City	440,160	357,348
Phoenix	172,900	145,941
Portland	95,745	73,607
Tucson^	12,070	8,419

As of 6/22/2021. Source: IHS



## American Indian and Alaska Native (AIAN) COVID-19 cases reported by local public health departments in selected California counties

### Los Angeles County\*

AIAN Cases	2,011
AIAN Deaths	51
AIAN Tested	9,609

\*Note: Data do not include the Cities of Long Beach and Pasadena.

### San Bernardino County

AIAN Cases	2,383
AIAN Deaths	27

### San Diego County

AIAN Cases	864
AIAN Deaths	12
AIAN Tested	13,095

### Riverside County

AIAN Cases	1,027
AIAN Deaths	25



### Sacramento County

AIAN Cases	422
AIAN Deaths	11

### San Francisco County

AIAN Cases	109
AIAN Deaths	0

### Alameda County

AIAN Cases	189
AIAN Deaths	na

