

DAILY HIGHLIGHTS

Globally, COVID-19 cases have surpassed 17.91 million with more than 686,000 deaths.

The total number of cases in the U.S. increased from 4,405,932 as reported on Thursday 7/30/2020 to 4,649,102 reported today. The number of deaths in the U.S. increased from 150,283 to 154,471.

The California Area Indian Health Service (IHS) has reported that 446 California Tribal or Urban Indian Health Program patients have tested positive for COVID-19 as of 8/1/2020.

The Centers for Disease Control and Prevention (CDC) is hosting a Clinician Outreach and Communication Activity (COCA) call tomorrow, August 4, 2020 from 2:00 PM-3:00 PM EDT. The topic is COVID-19 and telehealth implementation with stories from the field. Presenters will discuss telehealth benefits and challenges during and after the COVID-19 pandemic. Presenters will share their experiences implementing telehealth across diverse healthcare settings and address considerations for its future use. Please use the following link to join the webinar: <https://www.zoomgov.com/j/1608721092> (webinar ID: 160 872 1092).

On July 30, 2020, the National Indian Health Board (NIHB), the National Congress of American Indians, and the National Council of Urban Indians submitted a letter to House and Senate appropriators urging them to ensure a minimum 5% statutory set-aside in funding for COVID-19 vaccine distribution for the Indian Health Service (IHS). For more information, please visit www.nihb.org/covid-19.

The California Department of Public Health (CDPH) has taken action to require better, more timely collection of data on race, ethnicity, gender identity, and sexual orientation to better understand the impact of COVID-19 on the state's diverse communities. The regulations require providers and labs to continue to collect and report race and ethnicity and patient's gender identity and sexual orientation data. For more information, visit covid19.ca.gov.

UNITED STATES

COVID-19: U.S. at a Glance*

- Total cases: 4,649,102
- Total deaths: 154,471
- Jurisdictions reporting cases: 55 (50 states, District of Columbia, Guam, Puerto Rico, the Northern Mariana Islands, and the U.S. Virgin Islands)

*As of April 14, 2020, CDC case counts and death counts include both confirmed and probable cases and deaths. This change was made to reflect an interim COVID-19 position statement issued by the Council for State and Territorial Epidemiologists on April 5, 2020. The position statement included a case definition and made COVID-19 a nationally notifiable disease.

A confirmed case or death is defined by meeting confirmatory laboratory evidence for COVID-19.

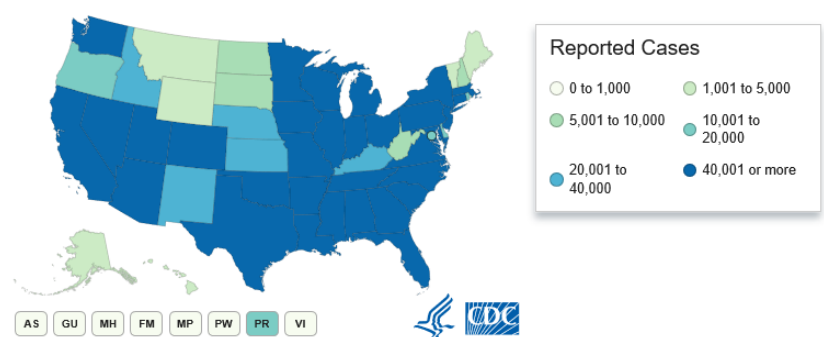
A probable case or death is defined by:

- meeting clinical criteria AND epidemiologic evidence with no confirmatory laboratory testing performed for COVID-19; or
- meeting presumptive laboratory evidence AND either clinical criteria OR epidemiologic evidence; or
- meeting vital records criteria with no confirmatory laboratory testing performed for COVID-19.

State and local public health departments are now testing and publicly reporting their cases. In the event of a discrepancy between CDC cases and cases reported by state and local public health officials, data reported by states should be considered the most up to date.

National Laboratory Testing Data

- Total tests reported: 52,942,145 (updated as of 7/27)
- Positive tests reported: 5,046,506
- Percent of positive tests: 10%

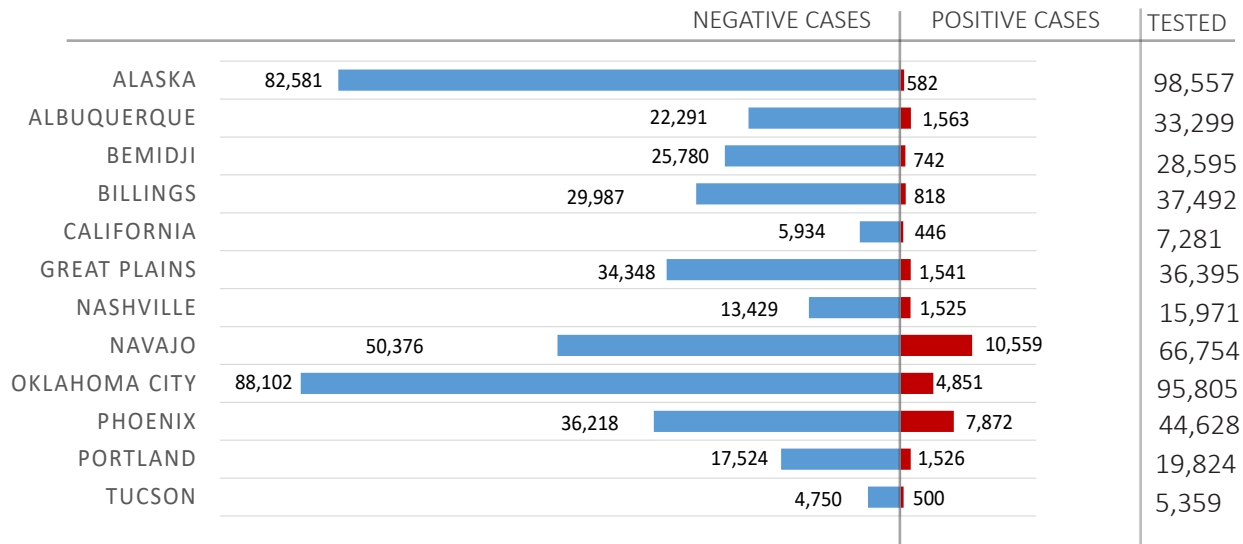




CORONAVIRUS DISEASE 2019 (COVID-19) SITUATIONAL REPORT #100 AUGUST 3, 2020



COVID-19 CASES BY IHS AREA AS OF August 1, 2020



*as of 11:59PM EST August 1, 2020

CALIFORNIA

As of August 1, 2020, there were a total of 514,901 positive cases and 9,388 deaths in California.

Ages of all confirmed positive cases:

- Age 0-17: 47,286 cases
- Age 18-49: 311,547 cases
- Age 50-64: 98,574 cases
- Age 65 and older: 56,786 cases
- Unknown/Missing: 708 cases

Gender of all confirmed positive cases:

- Female: 256,875 cases
- Male: 252,050 cases
- Unknown: 5,976 cases

Lab tests reported statewide: 8,184,696

Twenty-five public health labs in California are testing samples for COVID-19. These labs include the California Department of Public Health's Laboratory in Richmond, Alameda, Butte, Contra Costa, Fresno, Humboldt, Imperial, Long Beach, Los Angeles, Monterey, Napa-Solano-Yolo-Marin (located in Solano), Orange, Riverside, Sacramento, San Bernardino, San Diego, San Francisco, San Joaquin, San Luis Obispo, San Mateo, Santa Clara, Shasta, Sonoma, Tulare and Ventura County public health laboratories. The Richmond Laboratory will provide diagnostic testing within a 48-hour turnaround time. This means California public health officials will get test results sooner, so that patients will get the best care.

Click [HERE](#) to find your nearest testing site.

INDIAN HEALTH SERVICE CALIFORNIA AREA

7,281 Tribal or Urban Indian Health Program patients in the California Area have been tested for COVID-19 as of 8/1/2020.

Of these, 446 patients have tested positive for COVID-19 and 5,934 have tested negative for COVID-19.

If you have any questions or concerns please contact:

Vanesscia Cresci at vcresci@crihb.org or Aurimar Ayala at aayala@crihb.org

CONFIRMED CASES AND DEATHS BY COUNTY

CURRENT AS OF August 3, 2020



Counties with most reported cases

Los Angeles	192,480
Riverside	38,507
Orange	37,266
San Bernardino	33,643
San Diego	29,885

Counties with most reported deaths

Los Angeles	4,692
Riverside	695
Orange	651
San Diego	565
San Bernardino	417

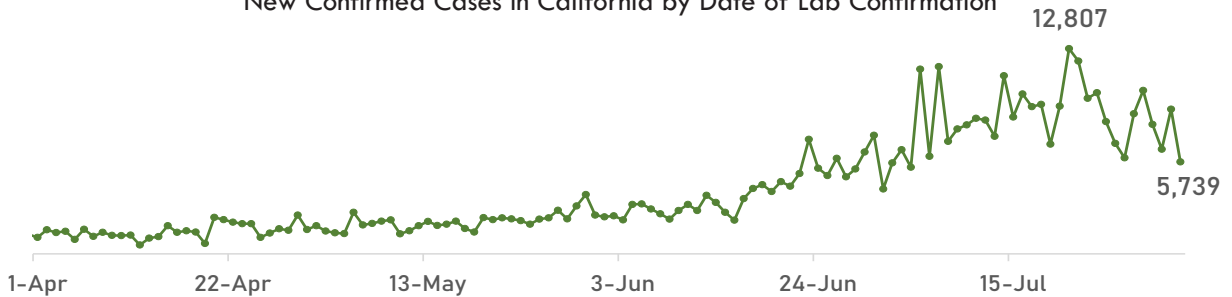
For an interactive version of this map online, click [HERE](#).

Source: CDPH

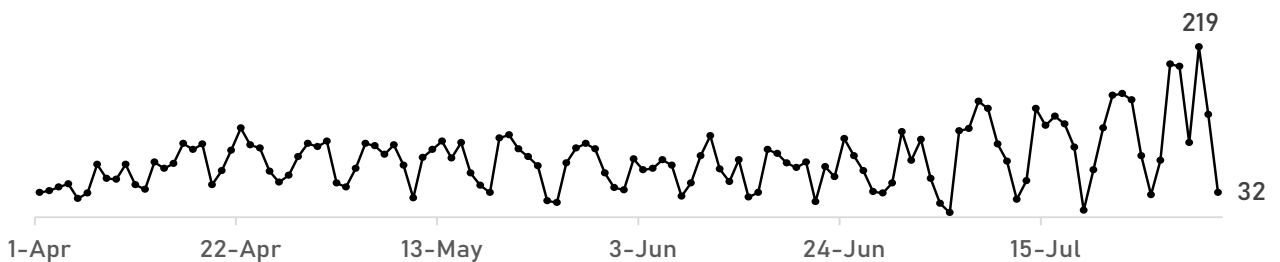
514,901 Cases
in California

9,388 Deaths
in California

New Confirmed Cases in California by Date of Lab Confirmation

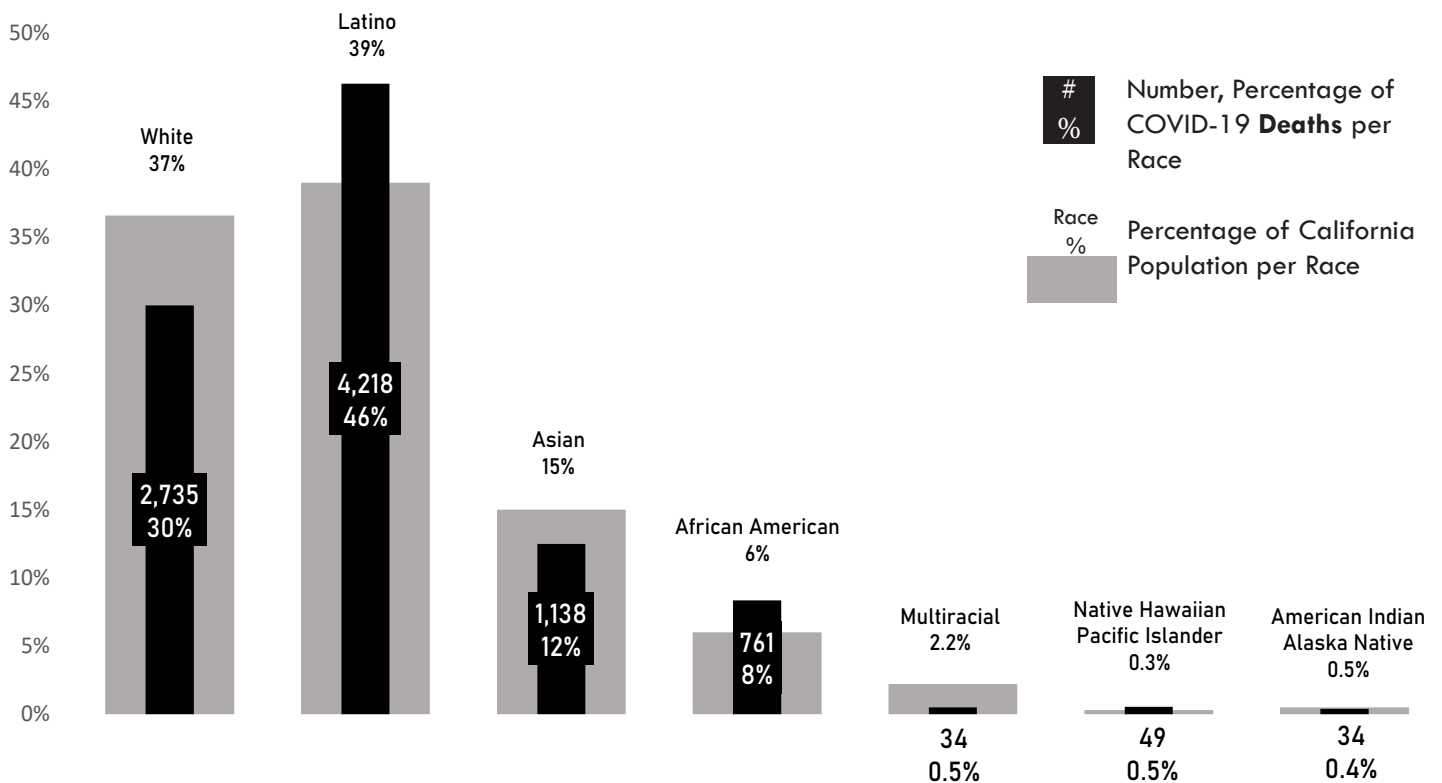
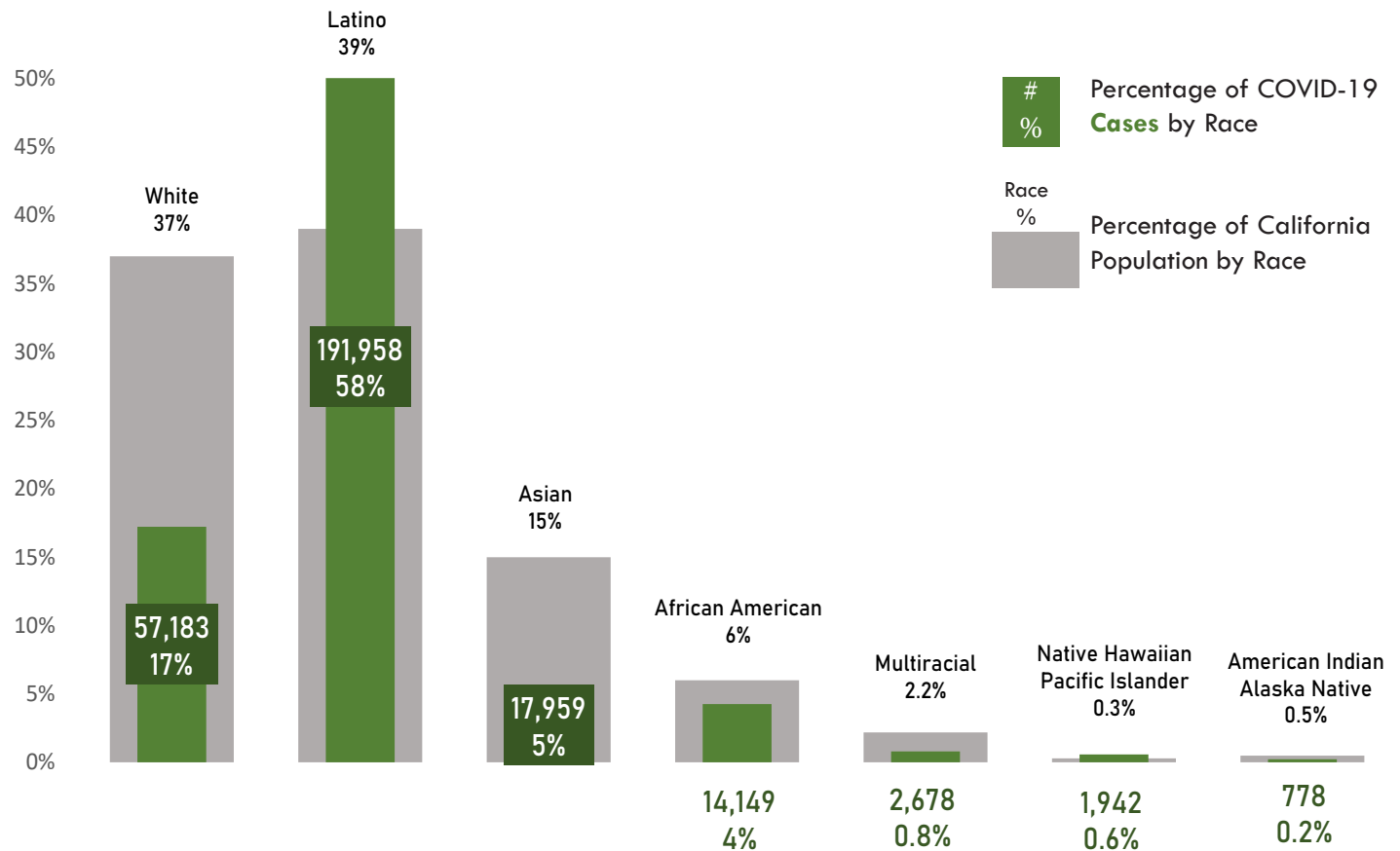


New Confirmed Deaths in California by Date



RACIAL DISTRIBUTION OF CONFIRMED COVID-19 CASES AND DEATHS IN CALIFORNIA

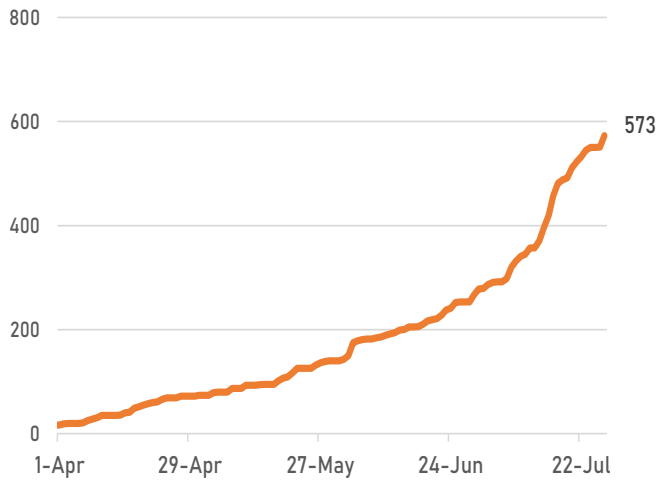
American Indians and Alaska Natives account for 0.5% percent of the population, **0.2% of COVID-19 cases**, and **0.4% of deaths** in California. These include **778 cases** and **34 deaths** among American Indian and Alaska Native people in California.



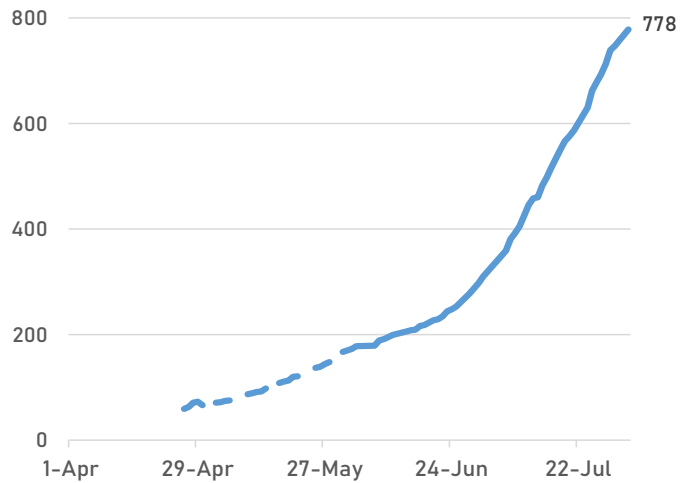
36% of cases and 2% of deaths are of unknown race/ethnicity. As of 8/02/2020. Source: CDPH

Two sources for tracking American Indian and Alaska Native (AIAN) Cases reported in California

Data from the **Indian Health Service (IHS)** include positive cases reported by Tribal and Urban Indian Health Programs.

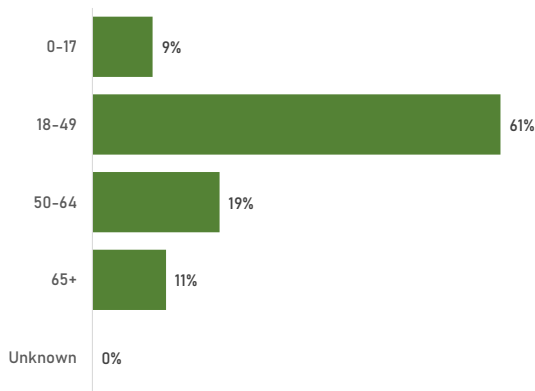


Data from **California Department of Public Health (CDPH)** include all positive cases of AIAN diagnosed in California.

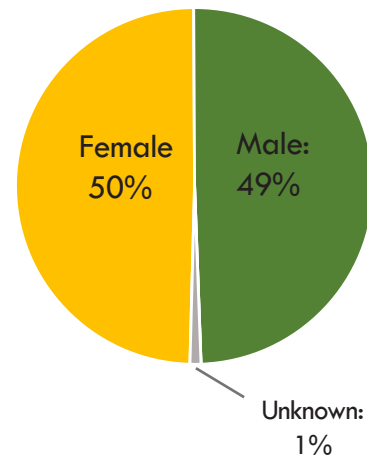


Note: IHS data source is the IHS Data Portal, as of 7/26/2020. Gaps in CDPH reported AIAN cases are due to intermittent data availability.

Positive Cases by Age Group among all California cases



Positive Cases by Gender among all California cases



Note: Percentages may not add up to 100% due to rounding.

As of 8/02/2020. Source: CDPH

In California:

1.2% of confirmed cases have been admitted to a hospital

0.4% of confirmed cases have been admitted to an Intensive Care Unit

1.8% of cases have died

As of 8/02/2020. Source: CDPH

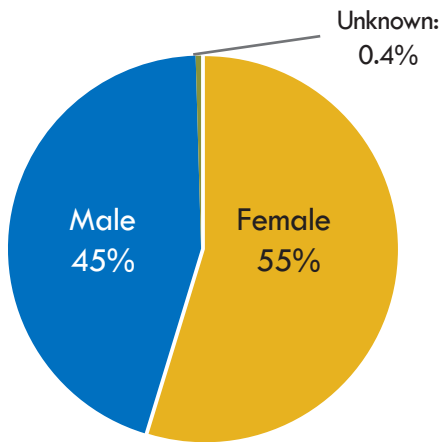
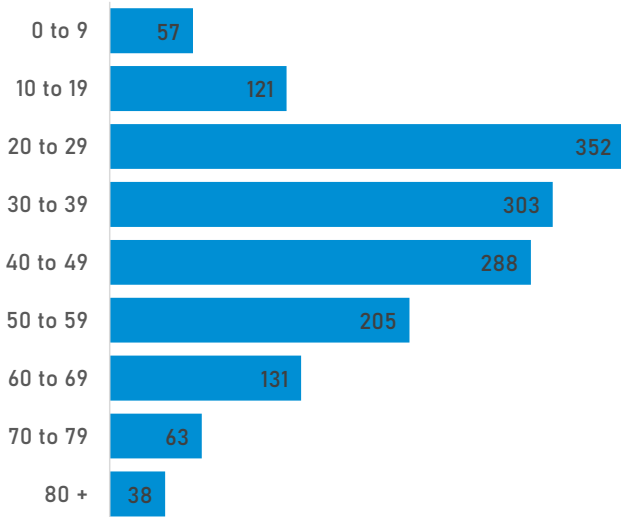
Racial disparities:

- For all adults ages 18+, Latinos and African Americans are dying at disproportionately high rates. The proportion of COVID-19 deaths in Latinos is more than 1.5 times their population representation across all adult age categories.
- Almost half of all deaths continue to be in the 80+ age category.

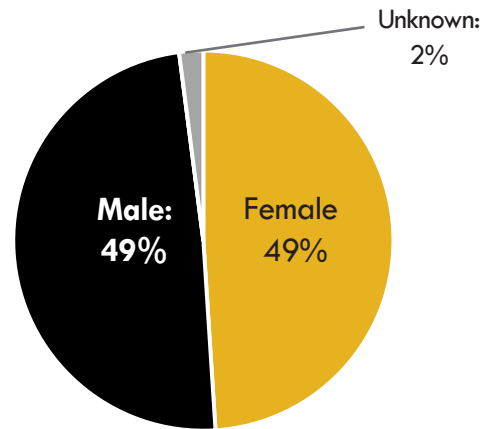
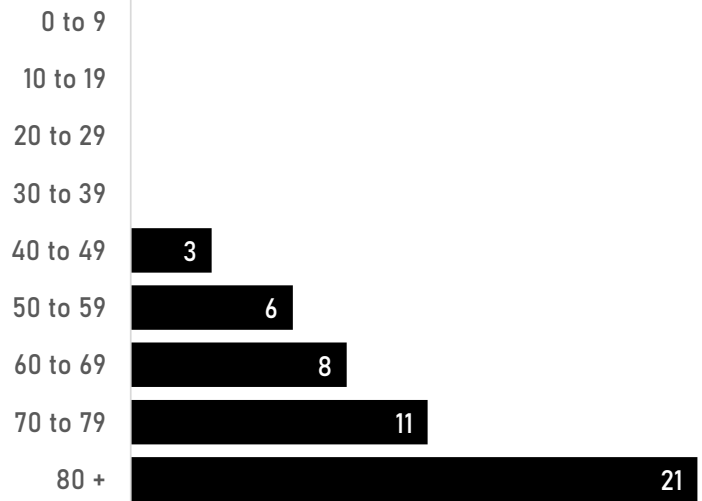
Source: CDPH

American Indian Alaska Native (AIAN) data reported by California to the Centers for Disease Control and Prevention (CDC)

Positive COVID-19 cases among AIAN people in California by Age Group and Gender

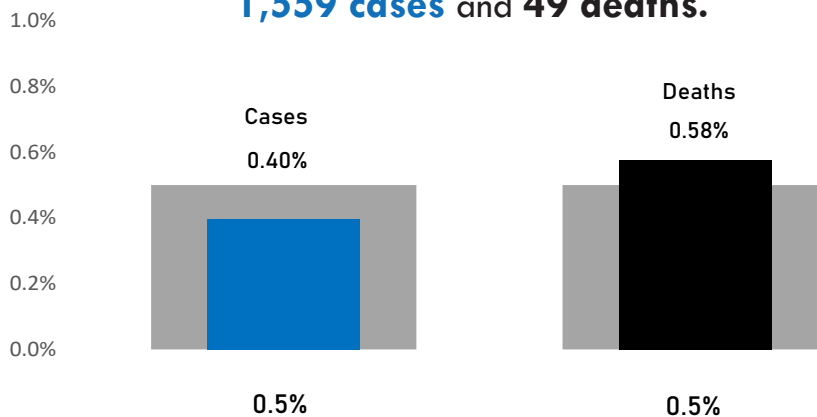


COVID-19 deaths among AIAN people in California by Age Group and Gender



CDC Data show that AIAN in California are testing positive for COVID-19 at rates that are nearly equal to their proportion of California's population, and dying at rates slightly higher than expected. This includes a total of:

1,559 cases and 49 deaths.



COVID-19 Testing Information from Patients Seen at a Tribal or Urban Indian Health Program in California.

Note: This map shows patients by the regional location of the clinic where they were tested and NOT by the residence of the patients.



Number of positive cases identified by region



TRIBAL STATE OF EMERGENCY AND SHELTER IN PLACE DECLARATIONS



Tribes do not need to issue a state of emergency to access FEMA resources.



Tribes Issuing Shelter in Place Order

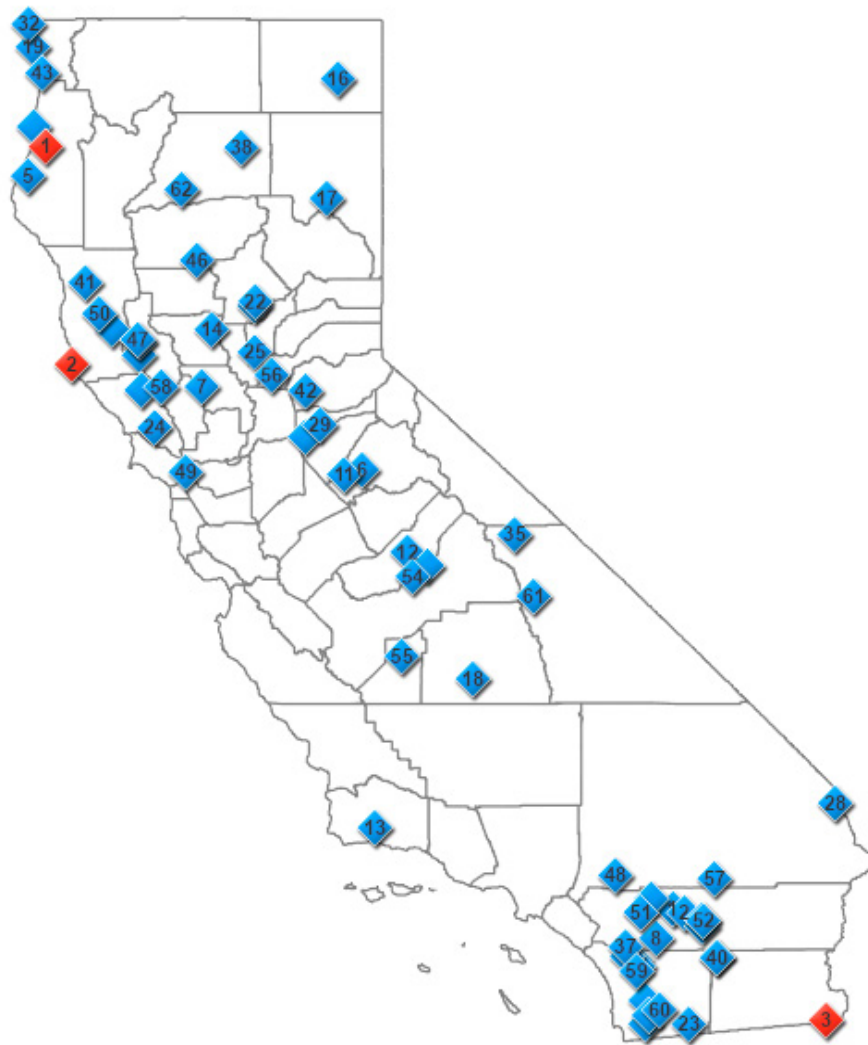
- 28. Hoopa Valley Tribe
- 68. Tule River Tribe
- 74. Wiyot Tribe



Emergency Declarations (n=76)

- | | | |
|------------------------------------------------------------------------------------------------------------------------------------------------------------------------------------------------------------------------------------------------------------------------------------------------------------------------------------------------------------------------------------------------------------------------------------------------------------------------------------------------------------------------------------------------------------------------------------------------------------------------------------------------------------------------------------------------------------------------------------------------------------------------------------------------------------------------------------------------------------------------------------------------------------------------------------------------------------------------------------------------------------------------------------------------------------------------------------------------------------------------------------------------------------------------------------------------------------------|-----------------------------------------------------------------------------------------------------------------------------------------------------------------------------------------------------------------------------------------------------------------------------------------------------------------------------------------------------------------------------------------------------------------------------------------------------------------------------------------------------------------------------------------------------------------------------------------------------------------------------------------------------------------------------------------------------------------------------------------------------------------------------------------------------------------------------------------------------------------------------------------------------------------------------------------------------------------------------------------------------------------------------------------------------------------------------------------------------------------------------------------------------------------------------------------------------------------------------------------------------------------------------------------------------------------------------------------------------------------------------------|-------------------------------------------------------------------------------------------------------------------------------------------------------------------------------------------------------------------------------------------------------------------------------------------------------------------------------------------------------------------------------------------------------------------------------------------------------------------------------------------------------------------------------------------------------------------------------------------------------------------------------------------------------------------------------------------------------------------------------------------------------------------------------------------------------------------------------------------------------------------------------------------------------------------------------------------------------------------------------------------------------------------------------------------------------------------------------------------------------------------------------------------|
| <ol style="list-style-type: none"> 1. Agua Caliente Band of Cahuilla Indians 2. Augustine Band of Cahuilla Indians 3. Barona Band of Mission Indians 4. Bear River Band of Rohnerville Rancheria 5. Berry Creek Rancheria of Maidu Indians of California 6. Big Lagoon Rancheria 7. Big Pine Paiute Tribe 8. Big Valley Band of Pomo Indians 9. Bishop Paiute Tribe 10. Blue Lake Rancheria 11. Buena Vista Rancheria 12. Cabazon Band of Mission Indians 13. Cachil DeHe Band of Wintun Indians of the Colusa Indian Community 14. Cahto Tribe 15. Cahuilla Band of Indians 16. Chemehuevi Indian Tribe 17. Cher-Ae Heights Indian Community of the Trinidad Rancheria 18. Chicken Ranch Rancheria of Me-Wuk Indians of California 19. Colorado River Indian Tribes 20. Coyote Valley Band of Pomo Indians 21. Dry Creek Rancheria Band of Pomo Indians 22. Elk Valley Rancheria 23. Enterprise Rancheria 24. Fort Bidwell Indian Community of the Fort Bidwell Reservation of CA | <ol style="list-style-type: none"> 25. Fort Independence Indian Community of Paiute Indians of the Fort Independence Reservation 26. Fort Mojave Indian Tribe 27. Habematolel Pomo of Upper Lake Tribe 28. Hoopa Valley Tribe 29. Iipay Nation of Santa Ysabel 30. Jamul Indian Village 31. Kashia Band of Pomo Indians of the Stewarts Point Rancheria 32. La Jolla Band of Luiseno Indians 33. Lone Pine Paiute-Shoshone Tribe 34. Los Coyotes Band of Cahuilla and Cupeno Indians 35. Karuk Tribe 36. Manchester Point Arena Band of Pomo Indians 37. Manzanita Band of Diegueno Mission Indians 38. Mechoopda Indian Tribe 39. Mesa Grande Band of Diegueno Mission Indians 40. Middletown Rancheria of Pomo Indians of California 41. Mooretown Rancheria 42. Morongo Band of Mission Indians 43. North Fork Rancheria of Mono Indians of California 44. Pala Band of Mission Indians 45. Pauma Band of Luiseno Indians 46. Pechanga Band of Luiseno Indians 47. Picayune Rancheria of the Chukchansi Indians 48. Pit River Tribe 49. Quartz Valley Indian Reservation 50. Quechan Tribe of the Fort Yuma Indian Reservation | <ol style="list-style-type: none"> 51. Ramona Band of Cahuilla 52. Redding Rancheria 53. Resighini Rancheria 54. Rincon Band of Luiseno Indians 55. Robinson Rancheria 56. San Manuel Band of Mission Indians 57. San Pasqual Band of Mission Indians 58. Santa Ynez Band of Chumash Indians 59. Scotts Valley Band of Pomo Indians 60. Shingle Springs Band of Miwok Indians 61. Soboba Band of Luiseno Indians 62. Susanville Indian Rancheria 63. Sycuan Band of the Kumeeyaay Nation 64. Table Mountain Rancheria 65. Tachi Yokut Tribe 66. Tolowa Dee-Ni' Nation 67. Torres Martinez Desert Cahuilla Indians 68. Tule River Tribe 69. Tuolumne Band of Me-Wuk Indians 70. Twenty-Nine Palms Band of Mission Indians 71. Viejas Band of Kumeeyaay Indians 72. Washoe Tribe of Nevada and California 73. Wilton Rancheria 74. Wiyot Tribe 75. Yocha Dehe Wintun Nation 76. Yurok Tribe |
|------------------------------------------------------------------------------------------------------------------------------------------------------------------------------------------------------------------------------------------------------------------------------------------------------------------------------------------------------------------------------------------------------------------------------------------------------------------------------------------------------------------------------------------------------------------------------------------------------------------------------------------------------------------------------------------------------------------------------------------------------------------------------------------------------------------------------------------------------------------------------------------------------------------------------------------------------------------------------------------------------------------------------------------------------------------------------------------------------------------------------------------------------------------------------------------------------------------|-----------------------------------------------------------------------------------------------------------------------------------------------------------------------------------------------------------------------------------------------------------------------------------------------------------------------------------------------------------------------------------------------------------------------------------------------------------------------------------------------------------------------------------------------------------------------------------------------------------------------------------------------------------------------------------------------------------------------------------------------------------------------------------------------------------------------------------------------------------------------------------------------------------------------------------------------------------------------------------------------------------------------------------------------------------------------------------------------------------------------------------------------------------------------------------------------------------------------------------------------------------------------------------------------------------------------------------------------------------------------------------|-------------------------------------------------------------------------------------------------------------------------------------------------------------------------------------------------------------------------------------------------------------------------------------------------------------------------------------------------------------------------------------------------------------------------------------------------------------------------------------------------------------------------------------------------------------------------------------------------------------------------------------------------------------------------------------------------------------------------------------------------------------------------------------------------------------------------------------------------------------------------------------------------------------------------------------------------------------------------------------------------------------------------------------------------------------------------------------------------------------------------------------------|

OPENINGS AND CLOSURES: TRIBAL CASINOS



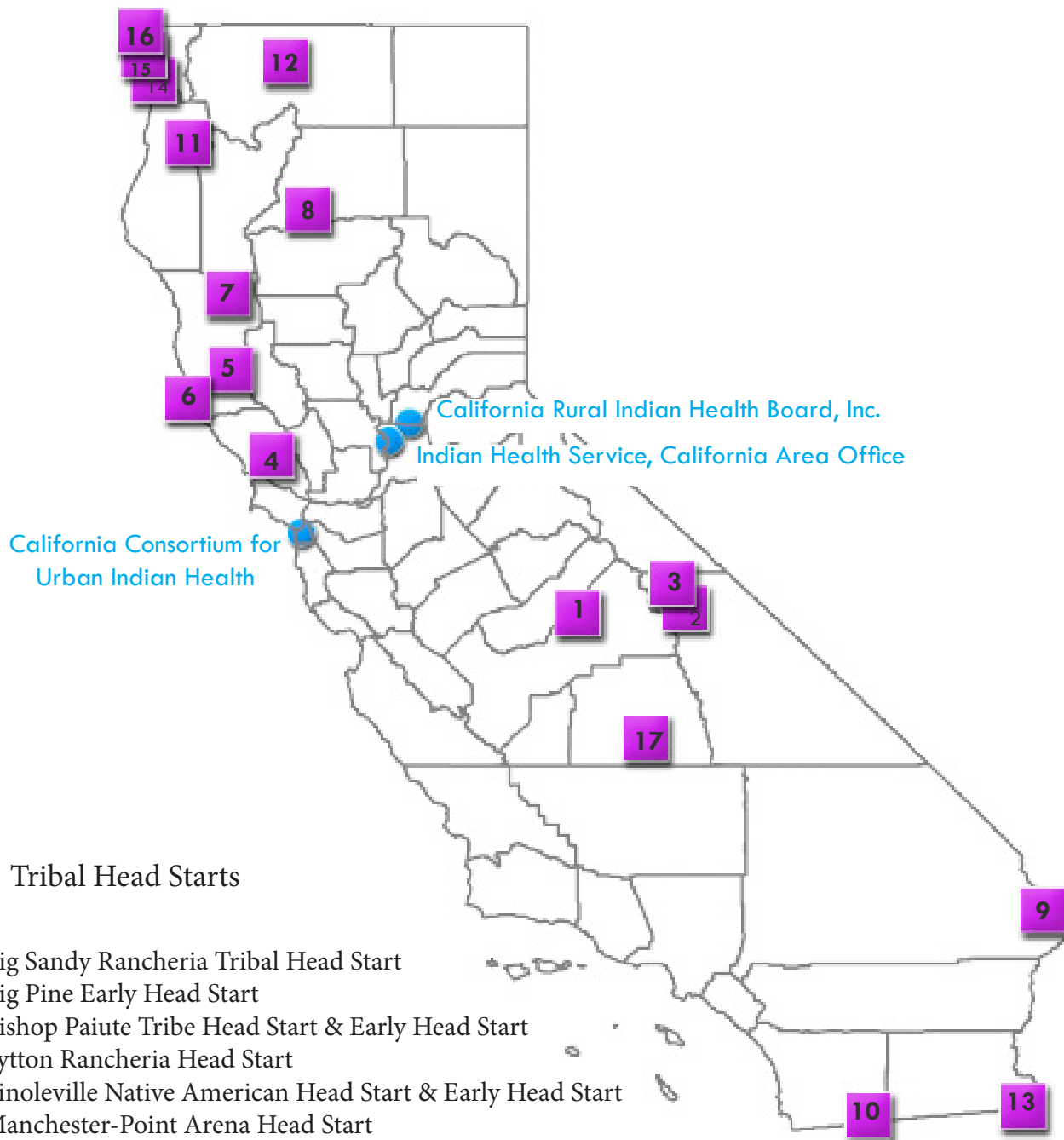
Casino Closures (n=3)

1. Blue Lake Casino
2. Garcia River Casino
3. Quechan Resort Casino

Casino Openings (n=63)

- | | | |
|--------------------------------------------------|----------------------------------------------------------|------------------------------------------|
| 1. Agua Caliente Casino Palm Springs | 23. Golden Acorn Casino | 44. Redwood Hotel Casino |
| 2. Agua Caliente Resort Casino Spa Rancho Mirage | 24. Graton Resort & Casino | 45. River Rock Casino |
| 3. Augustine Casino | 25. Hard Rock Hotel & Casino Sacramento at Fire Mountain | 46. Robinson Rancheria Resort and Casino |
| 4. Barona Valley Ranch Resort and Casino | 26. Harrah's Northern California | 47. Rolling Hills Casino |
| 5. Bear River Casino | 27. Harrah's Resort Southern California | 48. Running Creek Casino |
| 6. Black Oak Casino | 28. Havasu Landing Resort and Casino | 49. San Manuel Indian Bingo and Casino |
| 7. Cache Creek Casino Resort | 29. Jackson Rancheria Casino | 50. San Pablo Lytton Casino |
| 8. Cahuilla Casino | 30. Jamul Casino | 51. Sherwood Valley Casino |
| 9. Casino Pauma | 31. Konocti Vista Casino and Bingo | 52. Soboba Casino |
| 10. Cher-Ae Heights Bingo and Casino | 32. Lucky 7 Casino | 53. Spotlight 29 Casino |
| 11. Chicken Ranch Bingo and Casino | 33. Lucky Bear Casino | 54. Sycuan Resort and Casino |
| 12. Chukchansi Gold Resort & Casino | 34. Mono Wind Casino | 55. Table Mountain Casino |
| 13. Chumash Casino Resort | 35. Morongo Casino, Resort & Spa | 56. Tachi Palace Hotel and Casino |
| 14. Colusa Casino Resort | 36. Paiute Palace Casino | 57. Thunder Valley Casino Resort |
| 15. Coyote Valley Casino | 37. Pala Casino Resort and Spa | 58. Tortoise Rock Casino |
| 16. Desert Rose Casino | 38. Pechanga Resort and Casino | 59. Twin Pine Casino |
| 17. Diamond Mountain Casino | 39. Pit River Casino | 60. Valley View Casino |
| 18. Eagle Mountain Casino | 40. Rain Rock Casino | 61. Viejas Casino |
| 19. Elk Valley Casino | 41. Red Earth Casino | 62. Winnedumah Winn's Casino |
| 20. Fantasy Springs Resort and Casino | 42. Red Fox Casino | 63. Win-River Casino |
| 21. Feather Falls Casino | 43. Redhawk Casino | |

TRIBAL HEAD STARTS CLOSED AS DIRECTED BY LOCAL SCHOOL DISTRICTS OR TRIBAL COUNCIL ORDERS



 Tribal Head Starts


1. Big Sandy Rancheria Tribal Head Start
2. Big Pine Early Head Start
3. Bishop Paiute Tribe Head Start & Early Head Start
4. Lytton Rancheria Head Start
5. Pinoleville Native American Head Start & Early Head Start
6. Manchester-Point Arena Head Start
7. Round Valley Indian Tribes Head Start
8. Redding Rancheria Head Start
9. Chemehuevi Head Start
10. Campo Kumeyaay Head Start
11. Hoopa Tribal Early Head Start & Head Start
12. Karuk Tribal Head Start
13. Quechan Head Start
14. Yurok Tribe Head Start
15. Elk Valley Rancheria Head Start
16. Howonquet Head Start
17. Tule River Head Start

California Counties COVID-19 Response

Click the color dots
on the map
for county information

[Governor Newsom Issued Statewide
Stay At Home Executive Order
March 19, 2020](#)

[Click here to read the REVISED Executive Order dated May 7, 2020](#)



Emergency Declarations and
Shelter in Place /Safer at Home
Orders or Directives
(3 Counties)



Approved County Variances
(55 Counties)

