



CORONAVIRUS DISEASE 2019 (COVID-19) SITUATIONAL REPORT #84 JULY 10, 2020



DAILY HIGHLIGHTS

Globally, COVID-19 cases have surpassed 12.10 million with more than 551,00 deaths.

The total number of cases in the U.S. increased from 2,982,900 as reported on Thursday 7/09/2020 to 3,047,671 reported today. The number of deaths in the U.S. increased from 131,065 to 132,056.

The California Area Indian Health Service (IHS) has reported that 228 California Tribal or Urban Indian Health Program patients have tested positive for COVID-19 as of 7/08/2020.

Governor Gavin Newsom visited McClellan Air Force Base to highlight the state's wildfire mitigation capabilities and discuss new efforts to protect emergency personnel and evacuees from COVID-19 during wildfires. The Governor also announced the state would hire 858 more firefighters and six California Conservation Corps (CCC) crews through October because of the COVID-19 pandemic.

The COVID-19 pandemic has created challenges for us all. For individuals who have a Substance Use Disorder or who are in recovery, the pandemic poses additional risks (lack of treatment, lack of access to peer support groups, isolation, psychological stress, etc.). There is also concern that individuals who didn't have a substance use issue before the pandemic may develop a problem during or after the pandemic. Join the NIHB on July 23, at 9:00 am (PST) to discuss ways healthcare providers can help prevent and support patients dealing with Substance Use issues. Click [HERE](#) to register.

The Network for Public Health Law is hosting a webinar on July 15, at 10:00 am (PST) to address what states should consider to ensure that everyone can safely and securely vote in the 2020 election cycle. They will discuss the challenges and solutions to the voting process in the midst of the pandemic, including legal barriers to turnout, election protection, and mitigating the public health risks. This webinar will also identify key policy interventions states are considering to protect the right to vote. Click [HERE](#) to register.

UNITED STATES

COVID-19: U.S. at a Glance*

- Total cases: 3,106,931
- Total deaths: 132,855
- Jurisdictions reporting cases: 55 (50 states, District of Columbia, Guam, Puerto Rico, the Northern Mariana Islands, and the U.S. Virgin Islands)

*As of April 14, 2020, CDC case counts and death counts include both confirmed and probable cases and deaths. This change was made to reflect an interim COVID-19 position statement issued by the Council for State and Territorial Epidemiologists on April 5, 2020. The position statement included a case definition and made COVID-19 a nationally notifiable disease.

A confirmed case or death is defined by meeting confirmatory laboratory evidence for COVID-19.

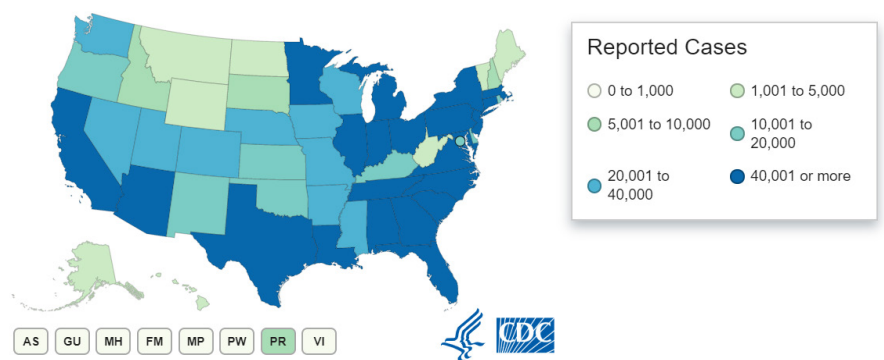
A probable case or death is defined by:

- meeting clinical criteria AND epidemiologic evidence with no confirmatory laboratory testing performed for COVID-19; or
- meeting presumptive laboratory evidence AND either clinical criteria OR epidemiologic evidence; or
- meeting vital records criteria with no confirmatory laboratory testing performed for COVID-19.

State and local public health departments are now testing and publicly reporting their cases. In the event of a discrepancy between CDC cases and cases reported by state and local public health officials, data reported by states should be considered the most up to date.

National Laboratory Testing Data

- Total tests reported: 40,045,940
- Positive tests reported: 3,572,493
- Percent of positive tests: 9%





CORONAVIRUS DISEASE 2019 (COVID-19) SITUATIONAL REPORT #84 JULY 10, 2020



COVID-19 CASES BY IHS AREA AS OF JULY 8, 2020

	NEGATIVE CASES	POSITIVE CASES	TESTED
ALASKA	47,582	197	60,250
ALBUQUERQUE	16,162	1,220	22,488
BEMIDJI	15,925	406	17,722
BILLINGS	23,261	455	27,687
CALIFORNIA	3,926	228	5,075
GREAT PLAINS	22,660	1,136	24,249
NASHVILLE	9,812	1,235	11,370
NAVAJO	37,194	8,981	51,181
OKLAHOMA CITY	58,273	1,867	62,471
PHOENIX	24,495	5,929	31,337
PORTLAND	11,577	1,044	13,342
TUCSON	3,222	300	3,661

*as of 11:59PM EST July 8, 2020

CALIFORNIA

As of July 9, 2020, there were a total of 304,297 positive cases and 6,851 deaths in California.

Ages of all confirmed positive cases:

- Age 0-17: 25,160 cases
- Age 18-49: 179,727 cases
- Age 50-64: 60,708 cases
- Age 65 and older: 38,346 cases
- Unknown/Missing: 356 cases

Gender of all confirmed positive cases:

- Female: 150,192 cases
- Male: 152,444 cases
- Unknown: 1,661

Lab tests reported statewide: 5,175,737

Twenty-five public health labs in California are testing samples for COVID-19. These labs include the California Department of Public Health's Laboratory in Richmond, Alameda, Butte, Contra Costa, Fresno, Humboldt, Imperial, Long Beach, Los Angeles, Monterey, Napa-Solano-Yolo-Marin (located in Solano), Orange, Riverside, Sacramento, San Bernardino, San Diego, San Francisco, San Joaquin, San Luis Obispo, San Mateo, Santa Clara, Shasta, Sonoma, Tulare and Ventura County public health laboratories. The Richmond Laboratory will provide diagnostic testing within a 48-hour turnaround time. This means California public health officials will get test results sooner, so that patients will get the best care.

Click [HERE](#) to find your nearest testing site.

INDIAN HEALTH SERVICE CALIFORNIA AREA

5,075 Tribal or Urban Indian Health Program patients in the California Area have been tested for COVID-19 as of 7/08/2020.

Of these, 228 patients have tested positive for COVID-19 and 3,926 have tested negative for COVID-19.

If you have any questions or concerns please contact:

Vanesscia Cresci at vcresci@crihb.org or Aurimar Ayala at aayala@crihb.org

CONFIRMED CASES AND DEATHS BY COUNTY

CURRENT AS OF July 10, 2020



Counties with most reported cases

Los Angeles	125,062
Riverside	24,980
Orange	22,960
San Diego	18,404
San Bernardino	17,339

Counties with most reported deaths

Los Angeles	3,689
Riverside	533
San Diego	415
Orange	402
San Bernardino	304

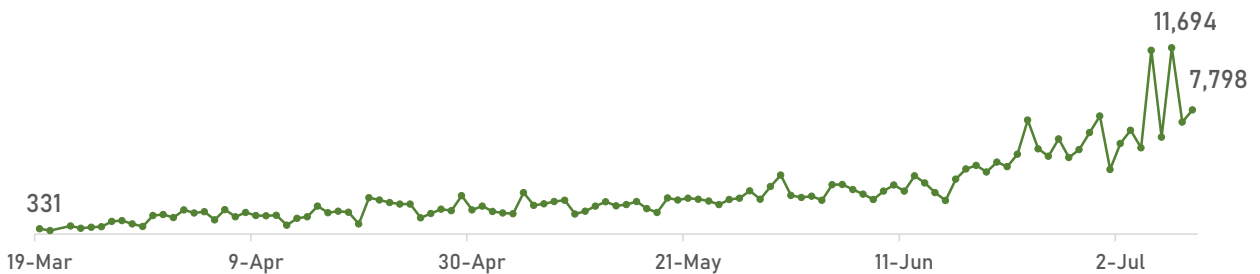
For an interactive version of this map online, click [HERE](#).

Source: CDPH

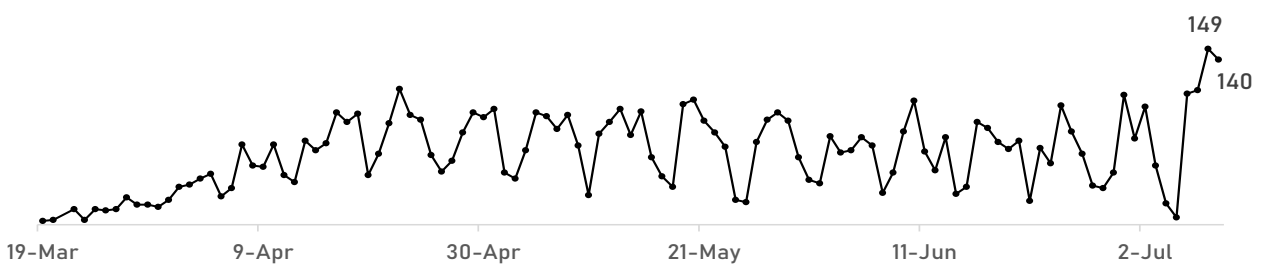
304,297 Cases
in California

6,851 Deaths
in California

New Confirmed Cases in California by Date of Lab Confirmation



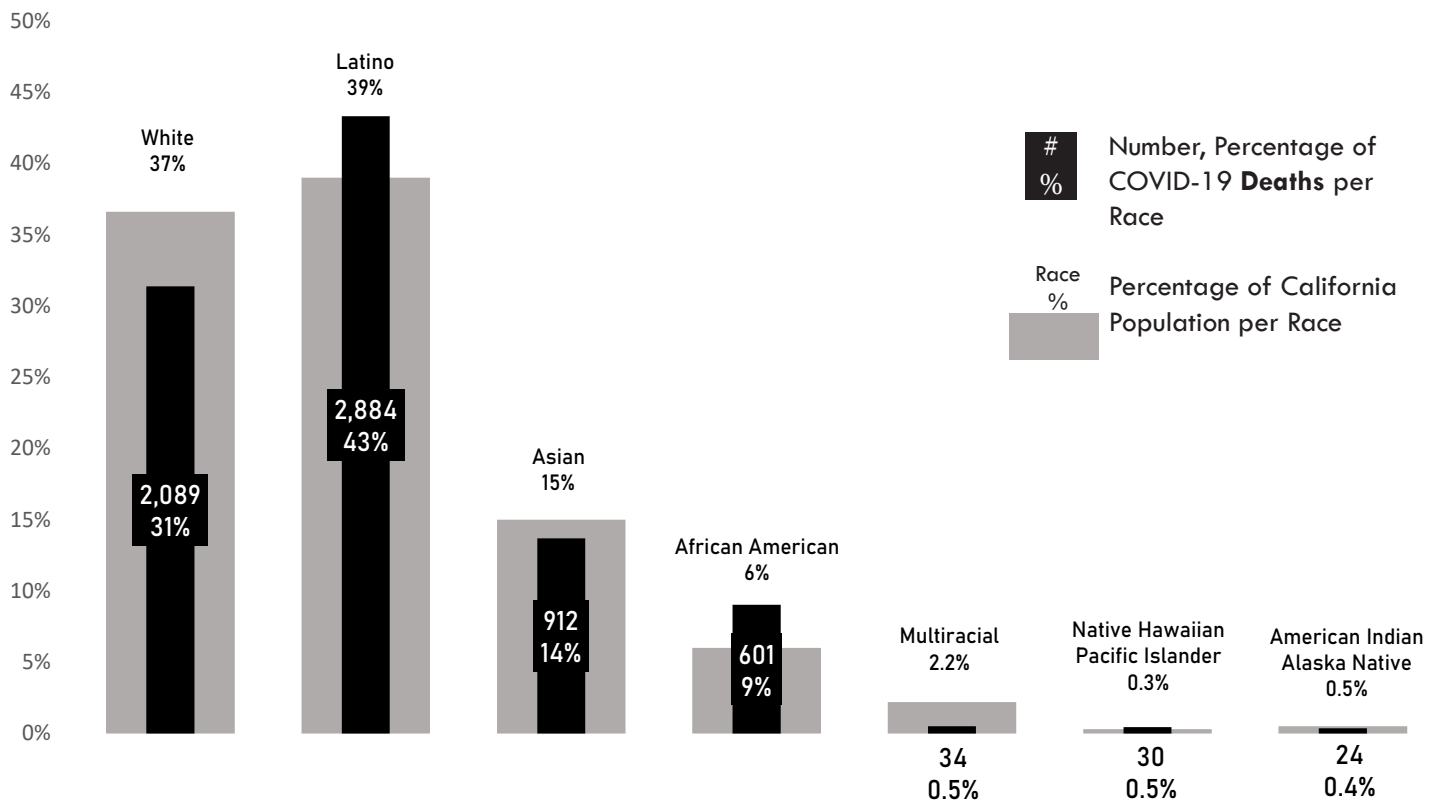
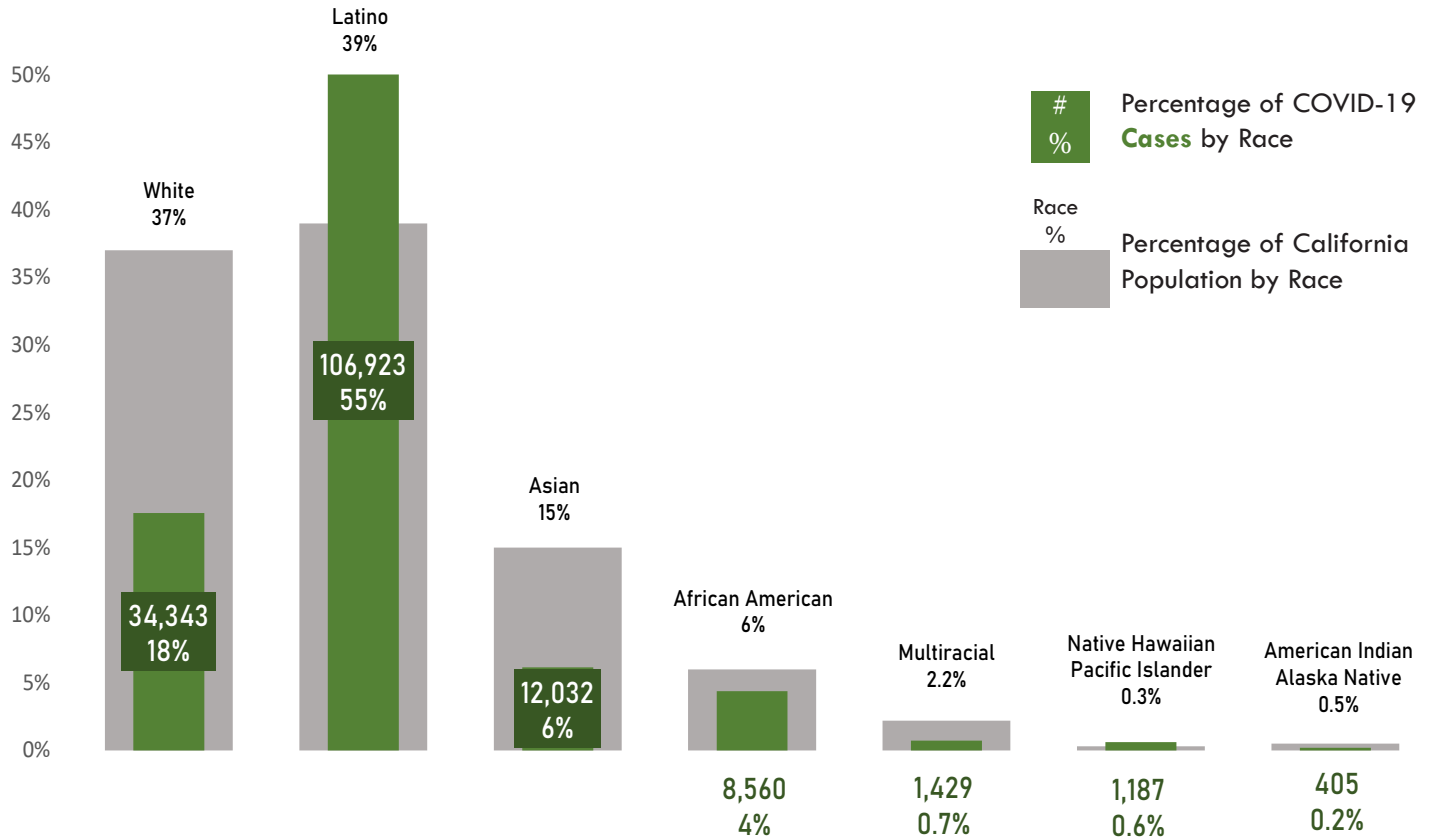
New Confirmed Deaths in California by Date



As of 07/10/2020. Source: CDPH

RACIAL DISTRIBUTION OF CONFIRMED COVID-19 CASES AND DEATHS IN CALIFORNIA

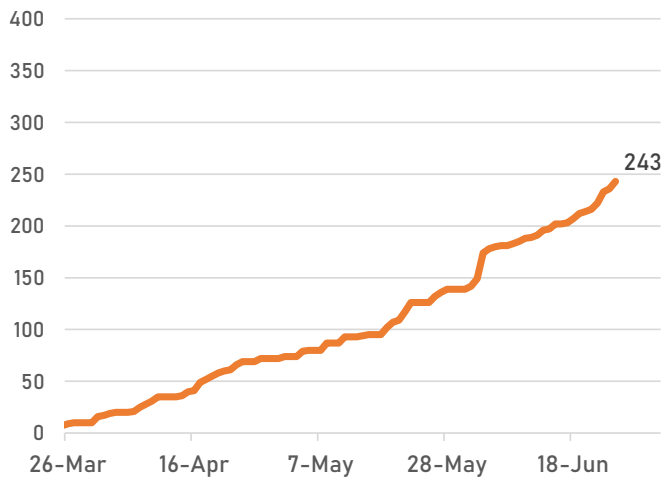
American Indians and Alaska Natives account for 0.5% percent of the population, **0.2% of COVID-19 cases**, and **0.4% of deaths** in California. These include **405 cases** and **24 deaths** among American Indian and Alaska Native people in California.



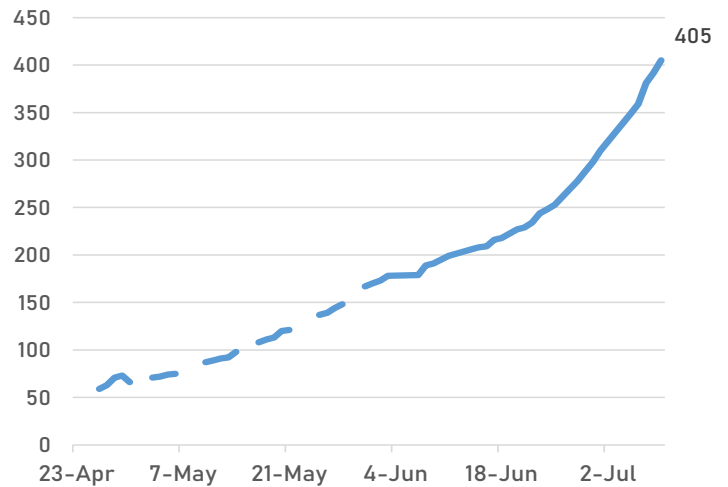
36% of cases and 2% of deaths are of unknown race/ethnicity. As of 7/10/2020. Source: CDPH

Two sources for tracking American Indian and Alaska Native (AIAN) Cases reported in California

Data from the **Indian Health Service (IHS)** include positive cases reported by Tribal and Urban Indian Health Programs.

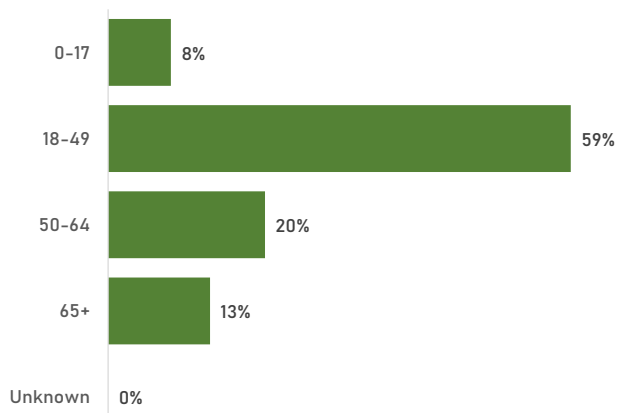


Data from **California Department of Public Health (CDPH)** include all positive cases of AIAN diagnosed in California.

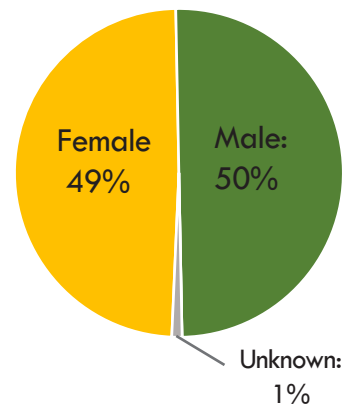


Note: IHS data source is the IHS Data Portal, as of 6/25/2020. Gaps in CDPH reported AIAN cases are due to intermittent data availability.

Positive Cases by Age Group among all California cases



Positive Cases by Gender among all California cases



Note: Percentages may not add up to 100% due to rounding.

As of 7/09/2020. Source: CDPH

In California:

2.0% of confirmed cases have been admitted to a hospital

0.6% of confirmed cases have been admitted to an Intensive Care Unit

2.3% of cases have died

As of 7/10/2020. Source: CDPH

Racial disparities:

- For all adults ages 18+, Latinos and African Americans are dying at disproportionately high rates. The proportion of COVID-19 deaths in Latinos is more than 1.5 times their population representation across all adult age categories.
- Almost half of all deaths continue to be in the 80+ age category.

Source: CDPH

COVID-19 Testing Information from Patients Seen at a Tribal or Urban Indian Health Program in California.

Note: This map shows patients by the regional location of the clinic where they were tested and NOT by the residence of the patients.



Number of positive cases identified by region



TRIBAL STATE OF EMERGENCY AND SHELTER IN PLACE DECLARATIONS



Tribes do not need to issue a state of emergency to access FEMA resources.



Tribes Issuing Shelter in Place Order

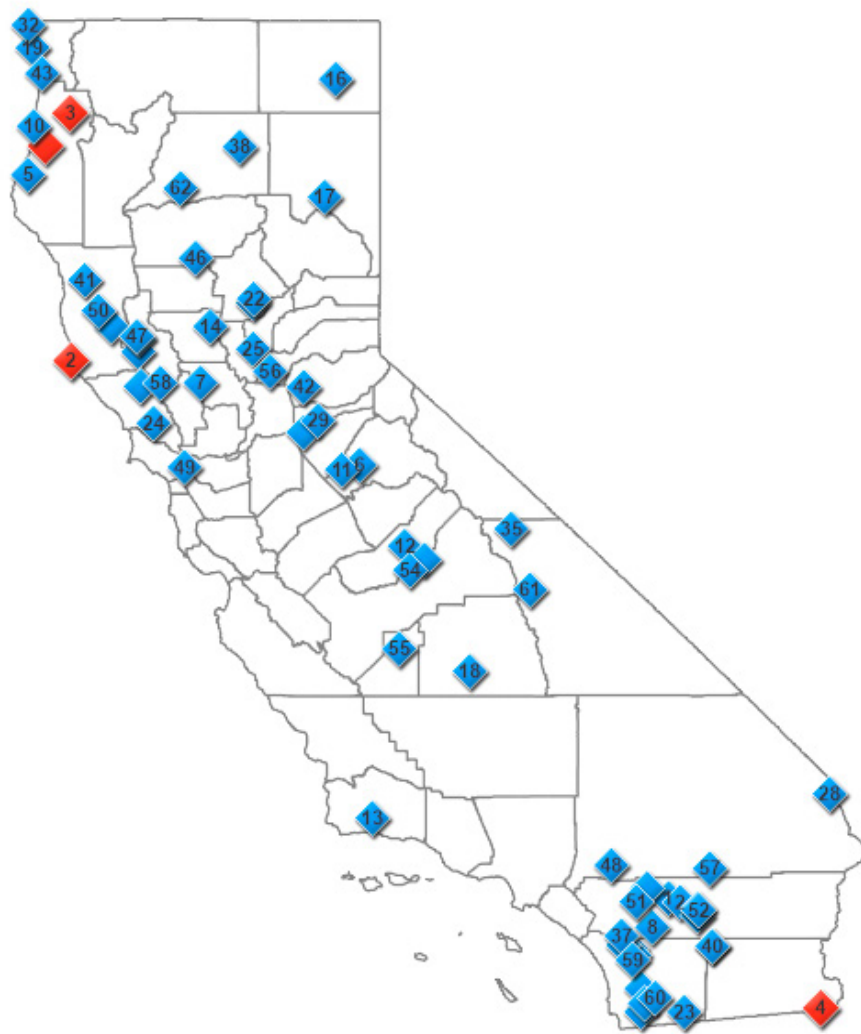
- 28. Hoopa Valley Tribe
- 68. Tule River Tribe
- 74. Wiyot Tribe



Emergency Declarations (n=76)

- | | | |
|---|---|---|
| 1. Agua Caliente Band of Cahuilla Indians | 25. Fort Independence Indian Community of Paiute Indians of the Fort Independence Reservation | 51. Ramona Band of Cahuilla |
| 2. Augustine Band of Cahuilla Indians | 26. Fort Mojave Indian Tribe | 52. Redding Rancheria |
| 3. Barona Band of Mission Indians | 27. Habematolel Pomo of Upper Lake Tribe | 53. Resighini Rancheria |
| 4. Bear River Band of Rohnerville Rancheria | 28. Hoopa Valley Tribe | 54. Rincon Band of Luiseno Indians |
| 5. Berry Creek Rancheria of Maidu Indians of California | 29. Iipay Nation of Santa Ysabel | 55. Robinson Rancheria |
| 6. Big Lagoon Rancheria | 30. Jamul Indian Village | 56. San Manuel Band of Mission Indians |
| 7. Big Pine Paiute Tribe | 31. Kashia Band of Pomo Indians of the Stewarts Point Rancheria | 57. San Pasqual Band of Mission Indians |
| 8. Big Valley Band of Pomo Indians | 32. La Jolla Band of Luiseno Indians | 58. Santa Ynez Band of Chumash Indians |
| 9. Bishop Paiute Tribe | 33. Lone Pine Paiute-Shoshone Tribe | 59. Scotts Valley Band of Pomo Indians |
| 10. Blue Lake Rancheria | 34. Los Coyotes Band of Cahuilla and Cupeno Indians | 60. Shingle Springs Band of Miwok Indians |
| 11. Buena Vista Rancheria | 35. Karuk Tribe | 61. Soboba Band of Luiseno Indians |
| 12. Cabazon Band of Mission Indians | 36. Manchester Point Arena Band of Pomo Indians | 62. Susanville Indian Rancheria |
| 13. Cachil DeHe Band of Wintun Indians of the Colusa Indian Community | 37. Manzanita Band of Diegueno Mission Indians | 63. Sycuan Band of the Kumeeyaay Nation |
| 14. Cahto Tribe | 38. Mechoopda Indian Tribe | 64. Table Mountain Rancheria |
| 15. Cahuilla Band of Indians | 39. Mesa Grande Band of Diegueno Mission Indians | 65. Tachi Yokut Tribe |
| 16. Chemehuevi Indian Tribe | 40. Middletown Rancheria of Pomo Indians of California | 66. Tolowa Dee-Ni' Nation |
| 17. Cher-Ae Heights Indian Community of the Trinidad Rancheria | 41. Mooretown Rancheria | 67. Torres Martinez Desert Cahuilla Indians |
| 18. Chicken Ranch Rancheria of Me-Wuk Indians of California | 42. Morongo Band of Mission Indians | 68. Tule River Tribe |
| 19. Colorado River Indian Tribes | 43. North Fork Rancheria of Mono Indians of California | 69. Tuolumne Band of Me-Wuk Indians |
| 20. Coyote Valley Band of Pomo Indians | 44. Pala Band of Mission Indians | 70. Twenty-Nine Palms Band of Mission Indians |
| 21. Dry Creek Rancheria Band of Pomo Indians | 45. Pauma Band of Luiseno Indians | 71. Viejas Band of Kumeeyaay Indians |
| 22. Elk Valley Rancheria | 46. Pechanga Band of Luiseno Indians | 72. Washoe Tribe of Nevada and California |
| 23. Enterprise Rancheria | 47. Picayune Rancheria of the Chukchansi Indians | 73. Wilton Rancheria |
| 24. Fort Bidwell Indian Community of the Fort Bidwell Reservation of CA | 48. Pit River Tribe | 74. Wiyot Tribe |
| | 49. Quartz Valley Indian Reservation | 75. Yocha Dehe Wintun Nation |
| | 50. Quechan Tribe of the Fort Yuma Indian Reservation | 76. Yurok Tribe |

OPENINGS AND CLOSURES: TRIBAL CASINOS



Casino Closures (n=4)

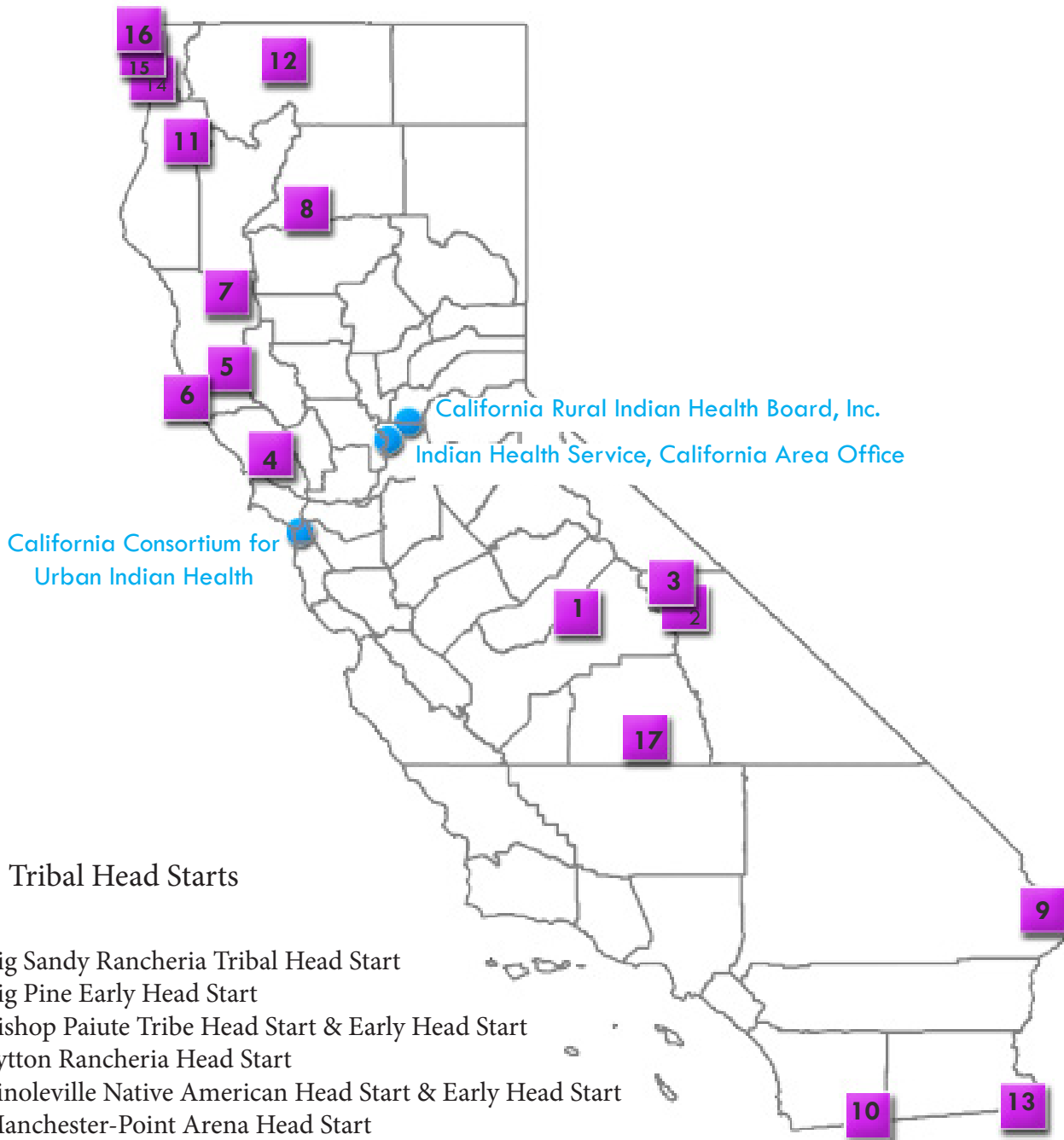
1. Blue Lake Casino
2. Garcia River Casino
3. Lucky Bear Casino
4. Quechan Resort Casino



Casino Openings (n=62)

- | | | |
|--|--|--|
| 1. Agua Caliente Casino Palm Springs | 22. Gold Country Casino and Hotel | 42. Redhawk Casino |
| 2. Agua Caliente Resort Casino Spa Rancho Mirage | 23. Golden Acorn Casino | 43. Redwood Hotel Casino |
| 3. Augustine Casino | 24. Graton Resort & Casino | 44. River Rock Casino |
| 4. Barona Valley Ranch Resort and Casino | 25. Hard Rock Hotel & Casino Sacramento at Fire Mountain | 45. Robinson Rancheria Resort and Casino |
| 5. Bear River Casino | 26. Harrah's Northern California | 46. Rolling Hills Casino |
| 6. Black Oak Casino | 27. Harrah's Resort Southern California | 47. Running Creek Casino |
| 7. Cache Creek Casino Resort | 28. Havasu Landing Resort and Casino | 48. San Manuel Indian Bingo and Casino |
| 8. Cahuilla Casino | 29. Jackson Rancheria Casino | 49. San Pablo Lytton Casino |
| 9. Casino Pauma | 30. Jamul Casino | 50. Sherwood Valley Casino |
| 10. Cher-Ae Heights Bingo and Casino | 31. Konocti Vista Casino and Bingo | 51. Soboba Casino |
| 11. Chicken Ranch Bingo and Casino | 32. Lucky 7 Casino | 52. Spotlight 29 Casino |
| 12. Chukchansi Gold Resort & Casino | 33. Mono Wind Casino | 53. Sycuan Resort and Casino |
| 13. Chumash Casino Resort | 34. Morongo Casino, Resort & Spa | 54. Table Mountain Casino |
| 14. Colusa Casino Resort | 35. Paiute Palace Casino | 55. Tachi Palace Hotel and Casino |
| 15. Coyote Valley Casino | 36. Pala Casino Resort and Spa | 56. Thunder Valley Casino Resort |
| 16. Desert Rose Casino | 37. Pechanga Resort and Casino | 57. Tortoise Rock Casino |
| 17. Diamond Mountain Casino | 38. Pit River Casino | 58. Twin Pine Casino |
| 18. Eagle Mountain Casino | 39. Rain Rock Casino | 59. Valley View Casino |
| 19. Elk Valley Casino | 40. Red Earth Casino | 60. Viejas Casino |
| 20. Fantasy Springs Resort and Casino | 41. Red Fox Casino | 61. Winnemumah Winn's Casino |
| 21. Feather Falls Casino | | 62. Win-River Casino |

TRIBAL HEAD STARTS CLOSED AS DIRECTED BY
LOCAL SCHOOL DISTRICTS OR TRIBAL COUNCIL ORDERS




1. Big Sandy Rancheria Tribal Head Start
2. Big Pine Early Head Start
3. Bishop Paiute Tribe Head Start & Early Head Start
4. Lytton Rancheria Head Start
5. Pinoleville Native American Head Start & Early Head Start
6. Manchester-Point Arena Head Start
7. Round Valley Indian Tribes Head Start
8. Redding Rancheria Head Start
9. Chemehuevi Head Start
10. Campo Kumeyaay Head Start
11. Hoopa Tribal Early Head Start & Head Start
12. Karuk Tribal Head Start
13. Quechan Head Start
14. Yurok Tribe Head Start
15. Elk Valley Rancheria Head Start
16. Howonquet Head Start
17. Tule River Head Start

California Counties COVID-19 Response

Click the color dots
on the map
for county information

[Governor Newsom Issued Statewide
Stay At Home Executive Order
March 19, 2020](#)

[Click here to read the REVISED Executive Order dated May 7, 2020](#)



Emergency Declarations and
Shelter in Place /Safer at Home
Orders or Directives
(3 Counties)



Approved County Variances
(55 Counties)

