



# CORONAVIRUS DISEASE 2019 (COVID-19) SITUATIONAL REPORT #68 JUNE 17, 2020



## DAILY HIGHLIGHTS

Globally, COVID-19 cases have surpassed 8.24 million with more than 445,500 deaths.

The total number of cases in the U.S. increased from 2,132,321 as reported on Wednesday 6/17/2020 to 2,155,572 reported today. The number of deaths in the U.S. increased from 116,862 to 117,632.

The California Area Indian Health Service (IHS) has reported that 148 California Tribal or Urban Indian Health Program patients have tested positive for COVID-19 as of 6/16/2020.

The National Indian Health Board is hosting a webinar focused on suicide in Indian Country; intervention, and prevention; what is unique about COVID-19 that may contribute to suicide risk; resources and suggestions that may help during these extraordinary and stressful times; as well as time for questions and answers with all attendees. This webinar is designed for community members, Tribal health and behavioral health professionals, Tribal leaders, and partners alike. The webinar is June 25th at 10:00am, to register please click [HERE](#).

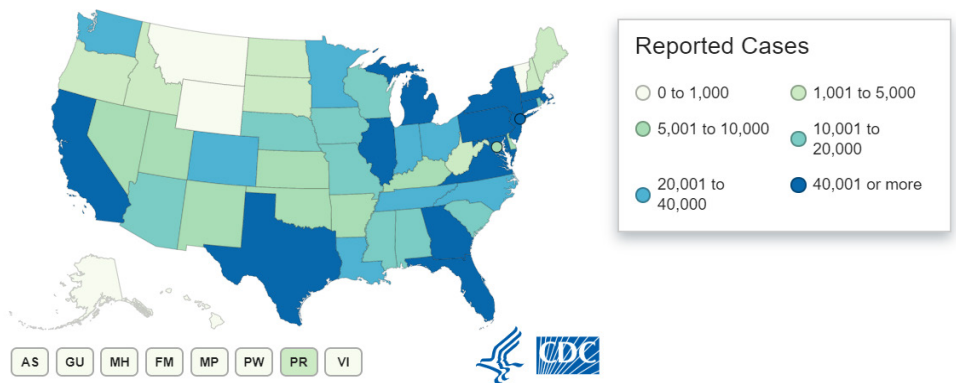
The California Department of Public Health today released updated guidance that requires Californians to wear a face covering in high-risk settings. For more information click [HERE](#).

## UNITED STATES

### COVID-19: U.S. at a Glance\*

- Total cases: 2,155,572
- Total deaths: 117,632
- Jurisdictions reporting cases: 55 (50 states, District of Columbia, Guam, Puerto Rico, the Northern Mariana Islands, and the U.S. Virgin Islands)

\*As of April 14, 2020, CDC case counts and death counts include both confirmed and probable cases and deaths. This change was made to reflect an interim COVID-19 position statement issued by the Council for State and Territorial Epidemiologists on April 5, 2020. The position statement included a case definition and made COVID-19 a nationally notifiable disease. A confirmed case or death is defined by meeting confirmatory laboratory evidence for COVID-19.



A probable case or death is defined by:

- meeting clinical criteria AND epidemiologic evidence with no confirmatory laboratory testing performed for COVID-19; or
- meeting presumptive laboratory evidence AND either clinical criteria OR epidemiologic evidence; or
- meeting vital records criteria with no confirmatory laboratory testing performed for COVID-19.

State and local public health departments are now testing and publicly reporting their cases. In the event of a discrepancy between CDC cases and cases reported by state and local public health officials, data reported by states should be considered the most up to date.

### National Laboratory Testing Data

- Total tests reported: 25,059,335
- Positive tests reported: 2,585,847
- Percent of positive tests: 10%



# CORONAVIRUS DISEASE 2019 (COVID-19) SITUATIONAL REPORT #69 JUNE 18, 2020



## COVID-19 CASES BY IHS AREA AS OF JUNE 16, 2020\*

	NEGATIVE CASES	POSITIVE CASES	TESTED
NAVAJO	26,381	7,592	36,519
ALBUQUERQUE	10,771	892	15,658
OKLAHOMA CITY	34,401	764	35,818
PORTLAND	8,151	635	9,086
PHOENIX	13,462	3,277	17,460
CALIFORNIA	2,841	148	3,512
GREAT PLAINS	13,255	746	14,915
BEMIDJI	9,701	298	10,580
BILLINGS	17,211	294	18,926
NASHVILLE	6,230	971	7,534
ALASKA	24,664	72	31,448
TUCSON	1,934	120	2,148

\*as of 7PM EST June 16, 2020

## CALIFORNIA

As of June 17, 2020, there are a total of 161,099 positive cases and 5,290 deaths in California.

Ages of all confirmed positive cases:

- Age 0-17: 11,582 cases
- Age 18-49: 87,796 cases
- Age 50-64: 35,609 cases
- Age 65 and older: 25,911 cases
- Unknown/Missing: 201 cases

Gender of all confirmed positive cases:

- Female: 79,243 cases
- Male: 81,212 cases
- Unknown: 644 cases

Lab tests reported statewide: 3,074,530

Twenty-five public health labs in California are testing samples for COVID-19. These labs include the California Department of Public Health's Laboratory in Richmond, Alameda, Butte, Contra Costa, Fresno, Humboldt, Imperial, Long Beach, Los Angeles, Monterey, Napa-Solano-Yolo-Marin (located in Solano), Orange, Riverside, Sacramento, San Bernardino, San Diego, San Francisco, San Joaquin, San Luis Obispo, San Mateo, Santa Clara, Shasta, Sonoma, Tulare and Ventura County public health laboratories. The Richmond Laboratory will provide diagnostic testing within a 48-hour turnaround time. This means California public health officials will get test results sooner, so that patients will get the best care.

Click [HERE](#) to find your nearest testing site.

## INDIAN HEALTH SERVICE CALIFORNIA AREA

3,512 Tribal or Urban Indian Health Program patients in the California Area have been tested for COVID-19 as of 6/16/2020.

Of these, 148 patients have tested positive for COVID-19 and 2,841 have tested negative for COVID-19.

If you have any questions or concerns please contact:

Vanesscia Cresci at [vcresci@crihb.org](mailto:vcresci@crihb.org) or Aurimar Ayala at [aayala@crihb.org](mailto:aayala@crihb.org)

## CONFIRMED CASES AND DEATHS BY COUNTY

CURRENT AS OF June 18, 2020



### Counties with most reported cases

Los Angeles	77,166
Riverside	11,859
San Diego	9,856
Orange	9,178
San Bernardino	7,670

### Counties with most reported deaths

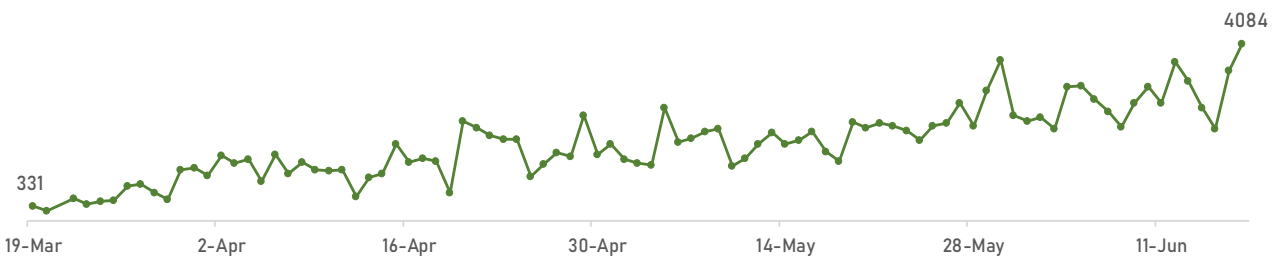
Los Angeles	2,991
Riverside	399
San Diego	327
Orange	244
San Bernardino	229

Source: CDPH

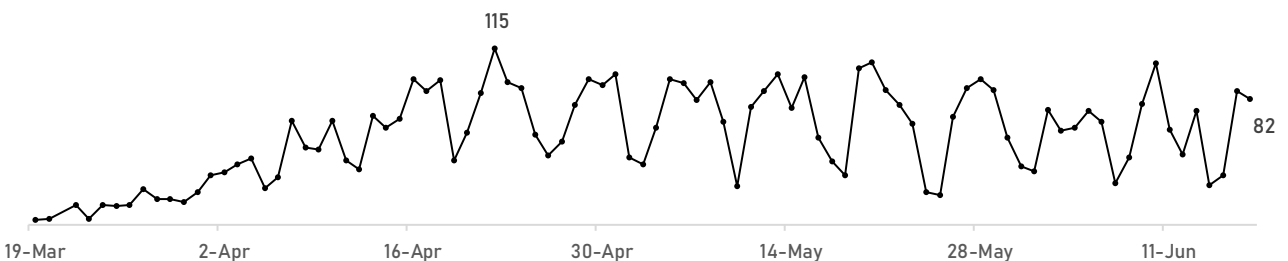
**161,099** Cases  
in California

**5,290** Deaths  
in California

New Confirmed Cases in California by Date of Lab Confirmation



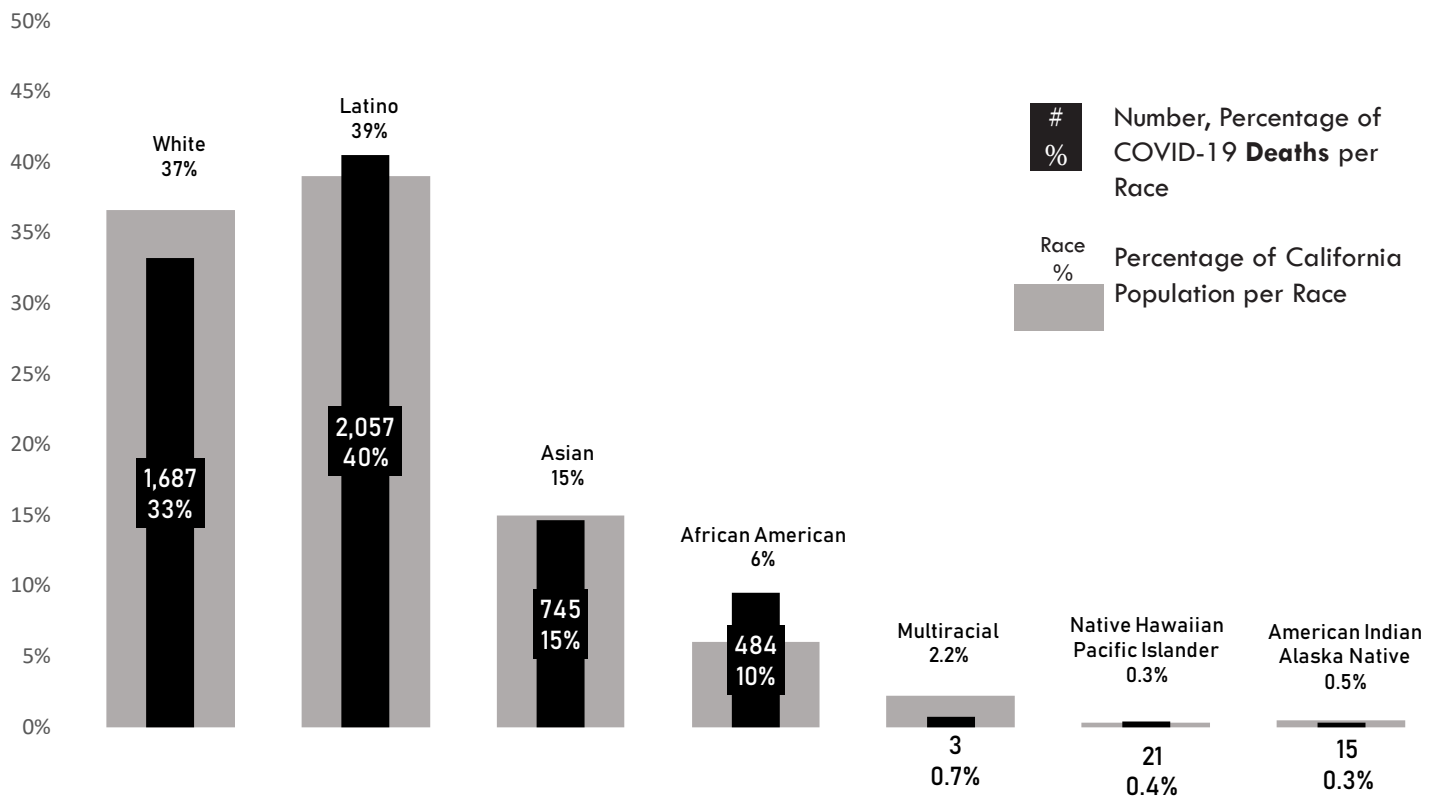
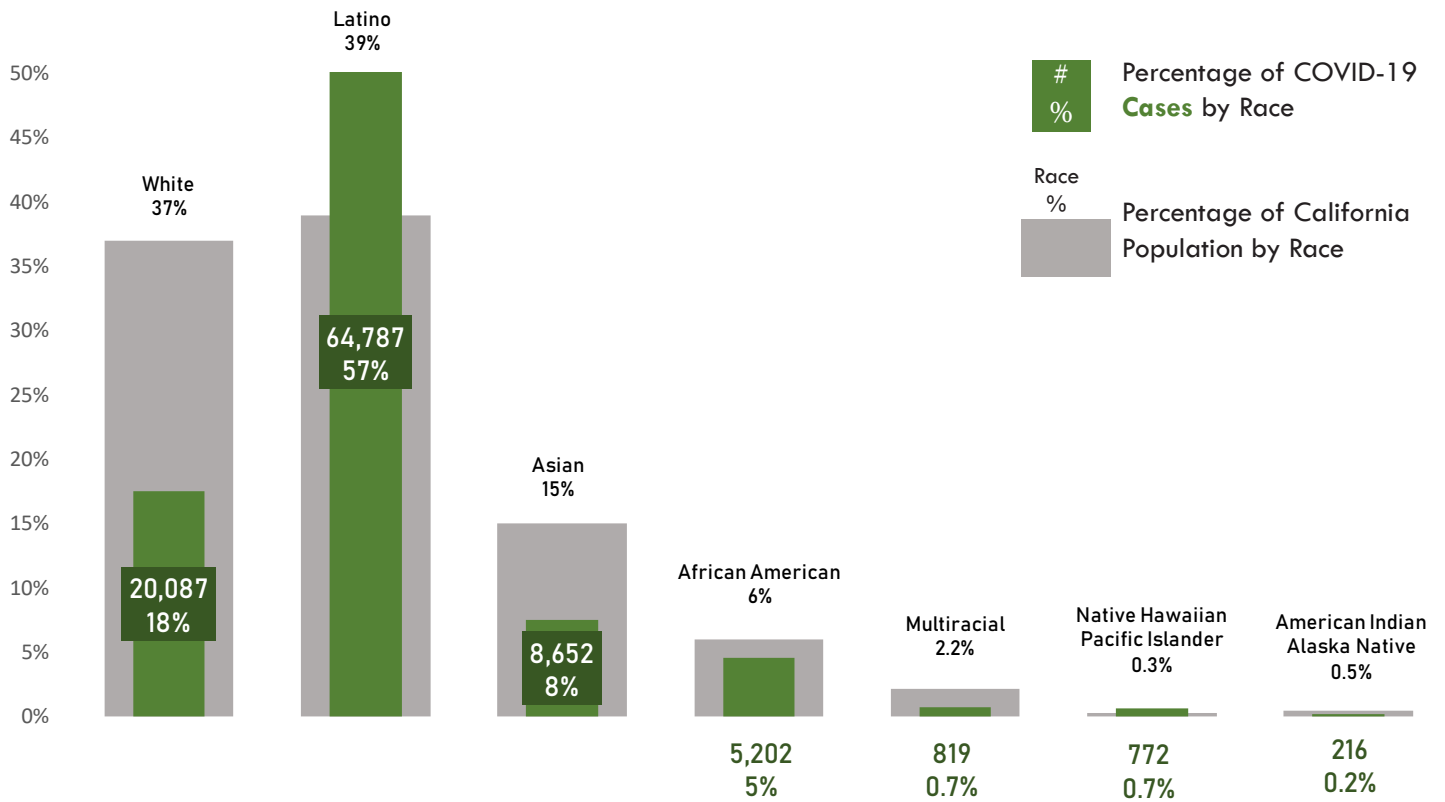
New Confirmed Deaths in California by Date



As of 6/17/2020. Source:

## RACIAL DISTRIBUTION OF CONFIRMED COVID-19 CASES AND DEATHS IN CALIFORNIA

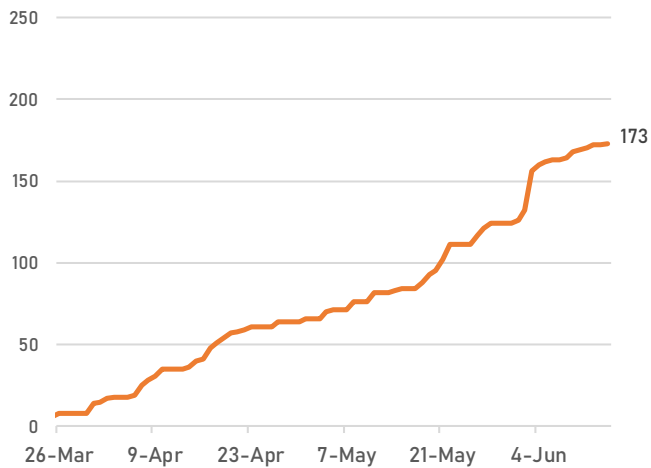
American Indians and Alaska Natives account for 0.5% percent of the population, **0.2% of COVID-19 cases**, and **0.3% of deaths** in California. These include **216 cases** and **15 deaths** among American Indian and Alaska Native people in California.



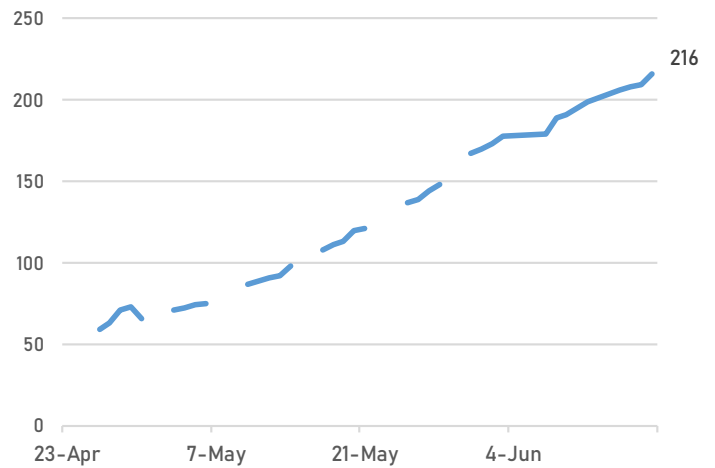
29% of cases and 1% of deaths are of unknown race/ethnicity. As of 6/17/2020. Source: CDPH

## Two sources for tracking American Indian and Alaska Native (AIAN) Cases reported in California

Data from the **Indian Health Service (IHS)** include positive cases reported by Tribal and Urban Indian Health Programs.

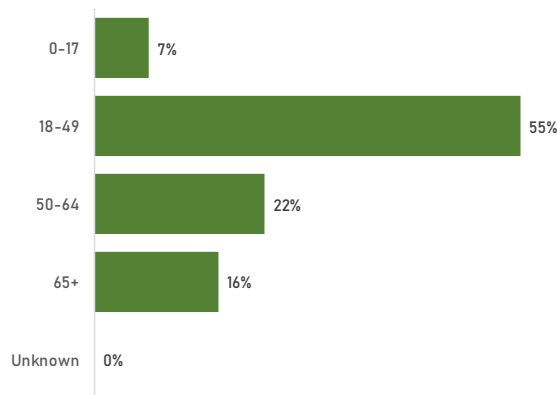


Data from **California Department of Public Health (CDPH)** include all positive cases of AIAN diagnosed in California.

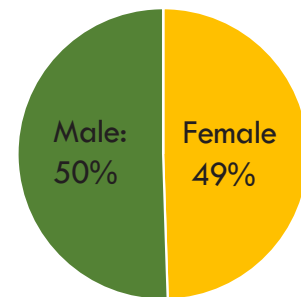


Note: IHS data source is the IHS Data Portal, as of 6/13/2020. Gaps in CDPH reported AIAN cases are due to intermittent data availability.

### Positive Cases by Age Group among all California cases



### Positive Cases by Gender among all California cases



Note: Percentages may not add up to 100% due to rounding.

As of 6/17/2020. Source: CDPH

### In California:

**2.1%** of confirmed cases have been admitted to a hospital

**0.7%** of confirmed cases have been admitted to an Intensive Care Unit

**3.3%** of cases have died

As of 6/17/2020. Source: CDPH

### Racial disparities:

- For all adults ages 18+, Latinos and African Americans are dying at disproportionately high rates. The proportion of COVID-19 deaths in Latinos is more than 1.5 times their population representation across all adult age categories.
- Almost half of all deaths continue to be in the 80+ age category.

Source: CDPH

# TRIBAL STATE OF EMERGENCY AND SHELTER IN PLACE DECLARATIONS



Tribes do not need to issue a state of emergency to access FEMA resources.



## Tribes Issuing Shelter in Place Order

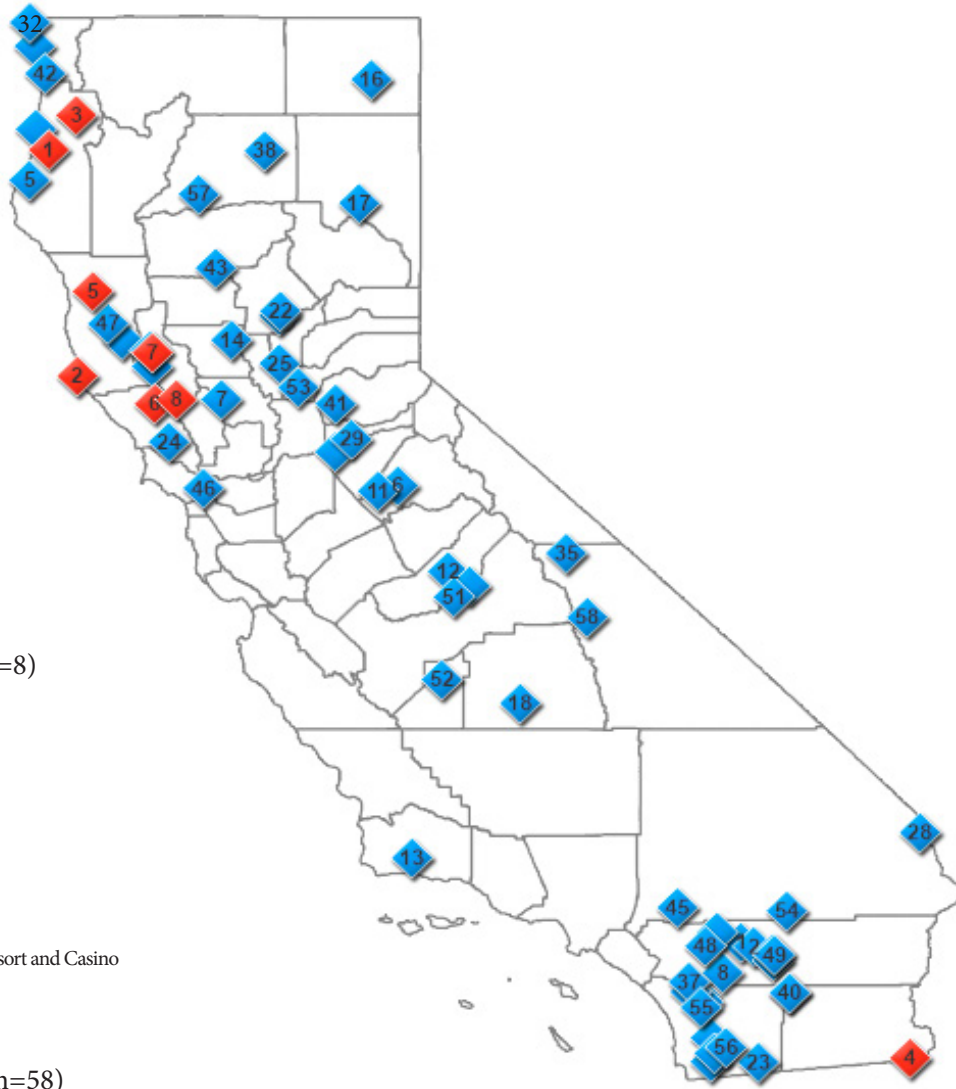
- 28. Hoopa Valley Tribe
- 68. Tule River Tribe
- 74. Wiyot Tribe



## Emergency Declarations (n=76)

- |  |   |   |
|--|---|---|
| <ol style="list-style-type: none"> <li>1. Agua Caliente Band of Cahuilla Indians</li> <li>2. Augustine Band of Cahuilla Indians</li> <li>3. Barona Band of Mission Indians</li> <li>4. Bear River Band of Rohnerville Rancheria</li> <li>5. Berry Creek Rancheria of Maidu Indians of California</li> <li>6. Big Lagoon Rancheria</li> <li>7. Big Pine Paiute Tribe</li> <li>8. Big Valley Band of Pomo Indians</li> <li>9. Bishop Paiute Tribe</li> <li>10. Blue Lake Rancheria</li> <li>11. Buena Vista Rancheria</li> <li>12. Cabazon Band of Mission Indians</li> <li>13. Cachil DeHe Band of Wintun Indians of the Colusa Indian Community</li> <li>14. Cahto Tribe</li> <li>15. Cahuilla Band of Indians</li> <li>16. Chemehuevi Indian Tribe</li> <li>17. Cher-Ae Heights Indian Community of the Trinidad Rancheria</li> <li>18. Chicken Ranch Rancheria of Me-Wuk Indians of California</li> <li>19. Colorado River Indian Tribes</li> <li>20. Coyote Valley Band of Pomo Indians</li> <li>21. Dry Creek Rancheria Band of Pomo Indians</li> <li>22. Elk Valley Rancheria</li> <li>23. Enterprise Rancheria</li> <li>24. Fort Bidwell Indian Community of the Fort Bidwell Reservation of CA</li> </ol> | <ol style="list-style-type: none"> <li>25. Fort Independence Indian Community of Paiute Indians of the Fort Independence Reservation</li> <li>26. Fort Mojave Indian Tribe</li> <li>27. Habematolel Pomo of Upper Lake Tribe</li> <li>28. Hoopa Valley Tribe</li> <li>29. Iipay Nation of Santa Ysabel</li> <li>30. Jamul Indian Village</li> <li>31. Kashia Band of Pomo Indians of the Stewarts Point Rancheria</li> <li>32. La Jolla Band of Luiseno Indians</li> <li>33. Lone Pine Paiute-Shoshone Tribe</li> <li>34. Los Coyotes Band of Cahuilla and Cupeno Indians</li> <li>35. Karuk Tribe</li> <li>36. Manchester Point Arena Band of Pomo Indians</li> <li>37. Manzanita Band of Diegueno Mission Indians</li> <li>38. Mechoopda Indian Tribe</li> <li>39. Mesa Grande Band of Diegueno Mission Indians</li> <li>40. Middletown Rancheria of Pomo Indians of California</li> <li>41. Mooretown Rancheria</li> <li>42. Morongo Band of Mission Indians</li> <li>43. North Fork Rancheria of Mono Indians of California</li> <li>44. Pala Band of Mission Indians</li> <li>45. Pauma Band of Luiseno Indians</li> <li>46. Pechanga Band of Luiseno Indians</li> <li>47. Picayune Rancheria of the Chukchansi Indians</li> <li>48. Pit River Tribe</li> <li>49. Quartz Valley Indian Reservation</li> <li>50. Quechan Tribe of the Fort Yuma Indian Reservation</li> </ol> | <ol style="list-style-type: none"> <li>51. Ramona Band of Cahuilla</li> <li>52. Redding Rancheria</li> <li>53. Resighini Rancheria</li> <li>54. Rincon Band of Luiseno Indians</li> <li>55. Robinson Rancheria</li> <li>56. San Manuel Band of Mission Indians</li> <li>57. San Pasqual Band of Mission Indians</li> <li>58. Santa Ynez Band of Chumash Indians</li> <li>59. Scotts Valley Band of Pomo Indians</li> <li>60. Shingle Springs Band of Miwok Indians</li> <li>61. Soboba Band of Luiseno Indians</li> <li>62. Susanville Indian Rancheria</li> <li>63. Sycuan Band of the Kumeeyaay Nation</li> <li>64. Table Mountain Rancheria</li> <li>65. Tachi Yokut Tribe</li> <li>66. Tolowa Dee-Ni' Nation</li> <li>67. Torres Martinez Desert Cahuilla Indians</li> <li>68. Tule River Tribe</li> <li>69. Tuolumne Band of Me-Wuk Indians</li> <li>70. Twenty-Nine Palms Band of Mission Indians</li> <li>71. Viejas Band of Kumeeyaay Indians</li> <li>72. Washoe Tribe of Nevada and California</li> <li>73. Wilton Rancheria</li> <li>74. Wiyot Tribe</li> <li>75. Yocha Dehe Wintun Nation</li> <li>76. Yurok Tribe</li> </ol> |
|--|---|---|

# OPENINGS AND CLOSURES: TRIBAL CASINOS



## Casino Closures (n=8)

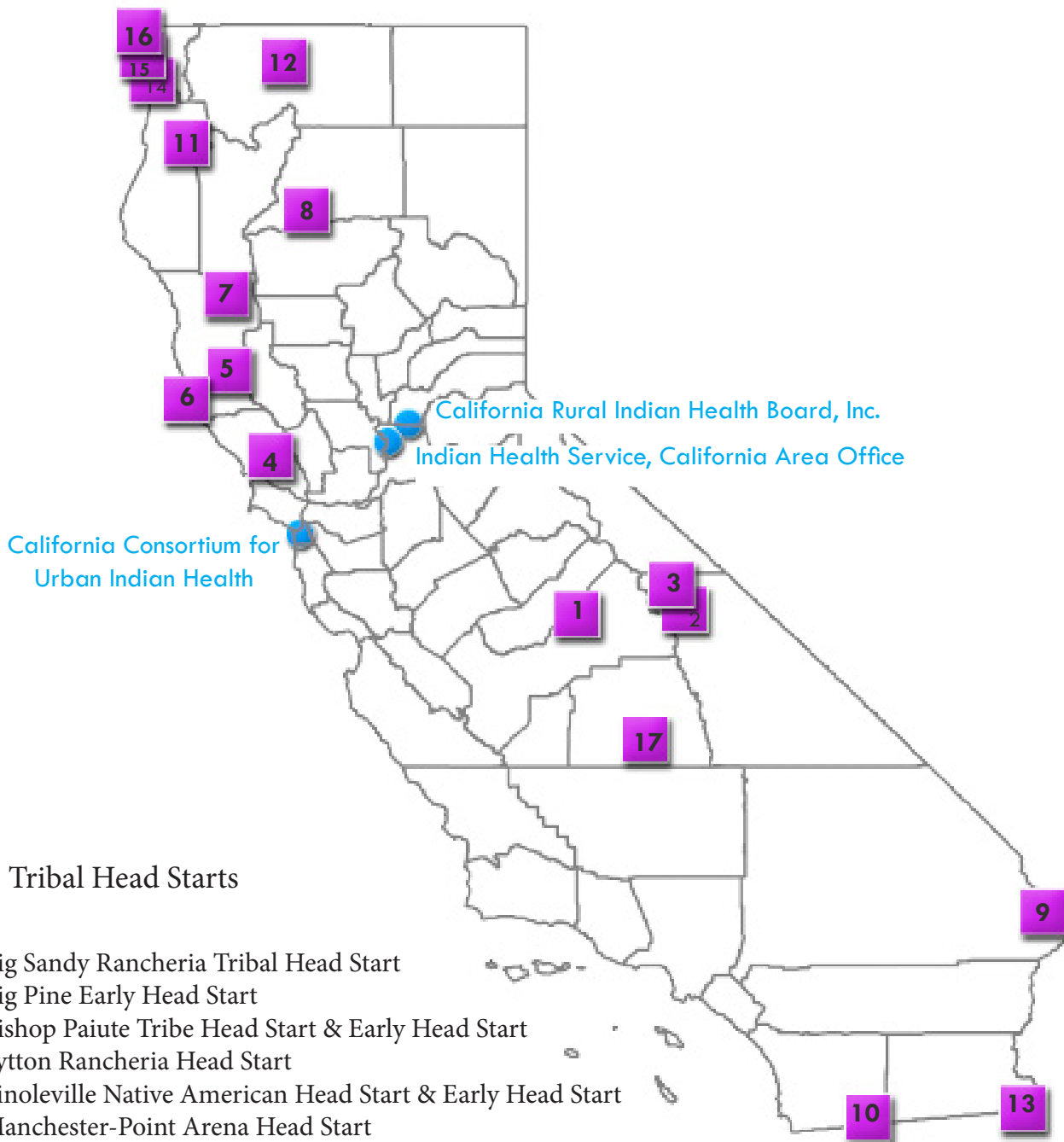
1. Blue Lake Casino
2. Garcia River Casino
3. Lucky Bear Casino
4. Quechan Resort Casino
5. Red Fox Casino
6. River Rock Casino
7. Robinson Rancheria Resort and Casino
8. Twin Pine Casino



## Casino Openings (n=58)

- |  |  |  |
|--|--|--|
| 1. Agua Caliente Casino Palm Springs             | 21. Feather Falls Casino                                 | 40. Red Earth Casino                   |
| 2. Agua Caliente Resort Casino Spa Rancho Mirage | 22. Gold Country Casino and Hotel                        | 41. Redhawk Casino                     |
| 3. Augustine Casino                              | 23. Golden Acorn Casino                                  | 42. Redwood Hotel Casino               |
| 4. Barona Valley Ranch Resort and Casino         | 24. Graton Resort & Casino                               | 43. Rolling Hills Casino               |
| 5. Bear River Casino                             | 25. Hard Rock Hotel & Casino Sacramento at Fire Mountain | 44. Running Creek Casino               |
| 6. Black Oak Casino                              | 26. Harrah's Northern California                         | 45. San Manuel Indian Bingo and Casino |
| 7. Cache Creek Casino Resort                     | 27. Harrah's Resort Southern California                  | 46. San Pablo Lytton Casino            |
| 8. Cahuilla Casino                               | 28. Havasu Landing Resort and Casino                     | 47. Sherwood Valley Casino             |
| 9. Casino Pauma                                  | 29. Jackson Rancheria Casino                             | 48. Soboba Casino                      |
| 10. Cher-Ae Heights Bingo and Casino             | 30. Jamul Casino   | 49. Spotlight 29 Casino                |
| 11. Chicken Ranch Bingo and Casino               | 31. Konocti Vista Casino and Bingo                       | 50. Sycuan Resort and Casino           |
| 12. Chukchansi Gold Resort & Casino              | 32. Lucky 7 Casino                                       | 51. Table Mountain Casino              |
| 13. Chumash Casino Resort                        | 33. Mono Wind Casino                                     | 52. Tachi Palace Hotel and Casino      |
| 14. Colusa Casino Resort                         | 34. Morongo Casino, Resort & Spa                         | 53. Thunder Valley Casino Resort       |
| 15. Coyote Valley Casino                         | 35. Paiute Palace Casino                                 | 54. Tortoise Rock Casino               |
| 16. Desert Rose Casino                           | 36. Pala Casino Resort and Spa                           | 55. Valley View Casino                 |
| 17. Diamond Mountain Casino                      | 37. Pechanga Resort and Casino                           | 56. Viejas Casino                      |
| 18. Eagle Mountain Casino                        | 38. Pit River Casino                                     | 57. Winnemumah Winn's Casino           |
| 19. Elk Valley Casino                            | 39. Rain Rock Casino                                     | 58. Win-River Casino                   |

# TRIBAL HEAD STARTS CLOSED AS DIRECTED BY LOCAL SCHOOL DISTRICTS OR TRIBAL COUNCIL ORDERS



 Tribal Head Starts

1. Big Sandy Rancheria Tribal Head Start
2. Big Pine Early Head Start
3. Bishop Paiute Tribe Head Start & Early Head Start
4. Lytton Rancheria Head Start
5. Pinoleville Native American Head Start & Early Head Start
6. Manchester-Point Arena Head Start
7. Round Valley Indian Tribes Head Start
8. Redding Rancheria Head Start
9. Chemehuevi Head Start
10. Campo Kumeyaay Head Start
11. Hoopa Tribal Early Head Start & Head Start
12. Karuk Tribal Head Start
13. Quechan Head Start
14. Yurok Tribe Head Start
15. Elk Valley Rancheria Head Start
16. Howonquet Head Start
17. Tule River Head Start




# California Counties COVID-19 Response

Click the color dots  
on the map  
for county information

[Governor Newsom Issued Statewide  
Stay At Home Executive Order  
March 19, 2020](#)

[Click here to read the REVISED Executive Order dated May 7, 2020](#)



Emergency Declarations and  
Shelter in Place /Safer at Home  
Orders or Directives  
(5 Counties)



Approved County Variances  
(53 Counties)

