



CORONAVIRUS DISEASE 2019 (COVID-19) SITUATIONAL REPORT #67 JUNE 16, 2020



DAILY HIGHLIGHTS

Globally, COVID-19 cases have surpassed 7.94 million with more than 434,800 deaths.

The total number of cases in the U.S. increased from 2,085,769 as reported on Monday 6/15/2020 to 2,104,346 reported today. The number of deaths in the U.S. increased from 115,644 to 116,140.

The California Area Indian Health Service (IHS) has reported that 143 California Tribal or Urban Indian Health Program patients have tested positive for COVID-19 as of 6/14/2020.

The National Native Health Network is hosting a webinar presentation on June 17th at 10:00 a.m. (PST). Keynote speaker Dr. Suzanne Stewart will be discussing “Indigenous Health, Healing, and Research: COVID-19 Challenges & Strategies for Moving Forward” Click here to join: <https://us02web.zoom.us/j/83184173292#success>

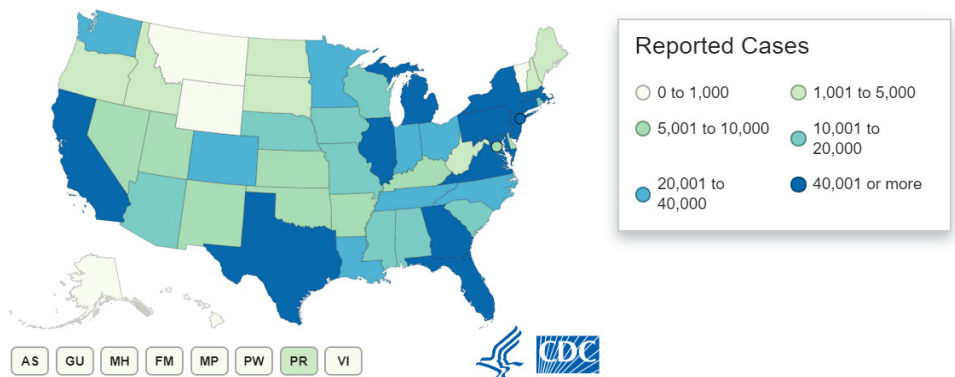
The National Institute for Health Care Management (NIHCM) is hosting a webinar on homelessness and COVID-19 on June 18th at 10:00 a.m. (PST). This webinar will discuss the state of homelessness in the US and its critical impact on health and provide strategies to improve outcomes for homeless individuals both in the short and long term. Please click here to register for this webinar: <https://www.nihcm.org/event-registration>

UNITED STATES

COVID-19: U.S. at a Glance*

- Total cases: 2,104,346
- Total deaths: 116,140
- Jurisdictions reporting cases: 55 (50 states, District of Columbia, Guam, Puerto Rico, the Northern Mariana Islands, and the U.S. Virgin Islands)

*As of April 14, 2020, CDC case counts and death counts include both confirmed and probable cases and deaths. This change was made to reflect an interim COVID-19 position statement issued by the Council for State and Territorial Epidemiologists on April 5, 2020. The position statement included a case definition and made COVID-19 a nationally notifiable disease. A confirmed case or death is defined by meeting confirmatory laboratory evidence for COVID-19.



A probable case or death is defined by:

- meeting clinical criteria AND epidemiologic evidence with no confirmatory laboratory testing performed for COVID-19; or
- meeting presumptive laboratory evidence AND either clinical criteria OR epidemiologic evidence; or
- meeting vital records criteria with no confirmatory laboratory testing performed for COVID-19.

State and local public health departments are now testing and publicly reporting their cases. In the event of a discrepancy between CDC cases and cases reported by state and local public health officials, data reported by states should be considered the most up to date.

Public Health Laboratory Testing

As of May 14, the total number of public health laboratories (PHL) that have completed verification and are offering testing is 97. This includes one or more PHL in 50 states plus the District of Columbia, Guam and Puerto Rico. As of May 20, over 12 million tests have been performed nationwide, with 13% of those tests being positive.



CORONAVIRUS DISEASE 2019 (COVID-19) SITUATIONAL REPORT #67 JUNE 16, 2020



COVID-19 CASES BY IHS AREA AS OF JUNE 14, 2020*

	NEGATIVE CASES	POSITIVE CASES	TESTED
NAVAJO	25,422	7,442	35,339
ALBUQUERQUE	10,424	876	15,256
OKLAHOMA CITY	33,262	703	34,952
PORTLAND	7,304	581	7,304
PHOENIX	12,329	3,102	16,510
CALIFORNIA	2,782	143	3,437
GREAT PLAINS	12,421	702	14,264
BEMIDJI	9,262	295	10,108
BILLINGS	14,030	263	17,141
NASHVILLE	5,935	948	7,126
ALASKA	22,970	68	29,348
TUCSON	1,770	95	1,976

*as of 7PM EST June 14, 2020

CALIFORNIA

As of June 14, 2020, there are a total of 153,560 positive cases and 5,121 deaths in California.

Ages of all confirmed positive cases:

- Age 0-17: 10,702 cases
- Age 18-49: 83,254 cases
- Age 50-64: 34,290 cases
- Age 65 and older: 25,109 cases
- Unknown/Missing: 205 cases

Gender of all confirmed positive cases:

- Female: 75,416 cases
- Male: 77,466 cases
- Unknown: 678 cases

In order to better focus public health resources on the changing needs of California communities, beginning on March 18, the state is no longer collecting information about California travelers returning from countries that have confirmed COVID-19 outbreaks. Community transmission of COVID-19 has been identified in California since late February, and since early March, most of the confirmed cases in the state were not related to travel outside of the United States.

Twenty-two public health labs in California are testing samples for COVID-19. These labs include the California Department of Public Health's Laboratory in Richmond, Alameda, Contra Costa, Humboldt, Long Beach, Los Angeles, Monterey, Napa-Solano-Yolo-Marin (located in Solano), Orange, Riverside, Sacramento, San Bernardino, San Diego, San Francisco, San Joaquin, San Luis Obispo, San Mateo, Santa Clara, Shasta, Sonoma, Tulare and Ventura County public health laboratories. The Richmond Laboratory will provide diagnostic testing within a 48-hour turnaround time. This means California public health officials will get test results sooner, so that patients will get the best care.

INDIAN HEALTH SERVICE CALIFORNIA AREA

3,437 Tribal or Urban Indian Health Program patients in the California Area have been tested for COVID-19 as of 6/14/2020.

Of these, 143 patients have tested positive for COVID-19 and 2,782 have tested negative for COVID-19.

If you have any questions or concerns please contact:

Vanesscia Cresci at vcresci@crihb.org or Aurimar Ayala at aayala@crihb.org

CONFIRMED CASES AND DEATHS BY COUNTY

CURRENT AS OF June 16, 2020



Counties with most reported cases

Los Angeles	73,705
Riverside	11,376
San Diego	9,612
Orange	8,944
San Bernardino	7,189

Counties with most reported deaths

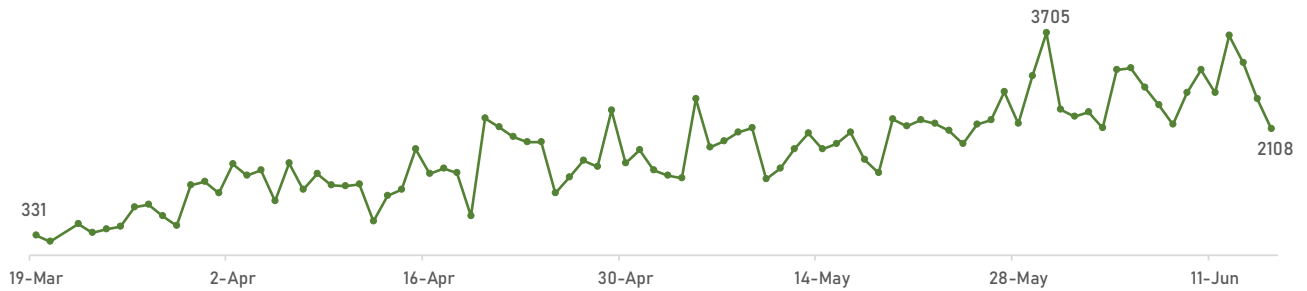
Los Angeles	2,926
Riverside	384
San Diego	320
San Bernardino	229
Orange	221

Source: CDPH

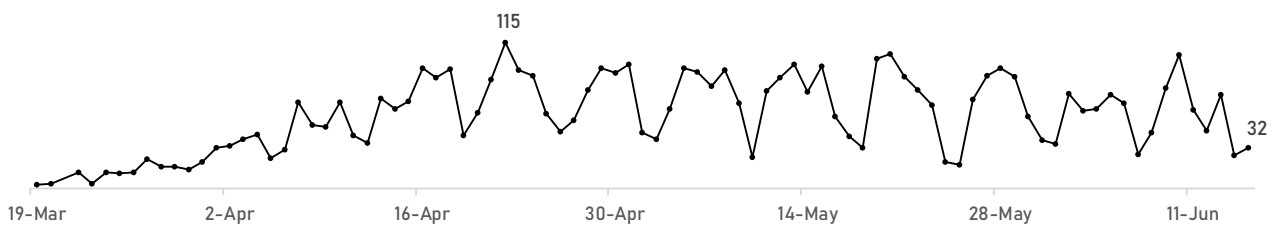
153,560 Cases
in California

5,121 Deaths
in California

New Confirmed Cases in California by Date of Lab Confirmation



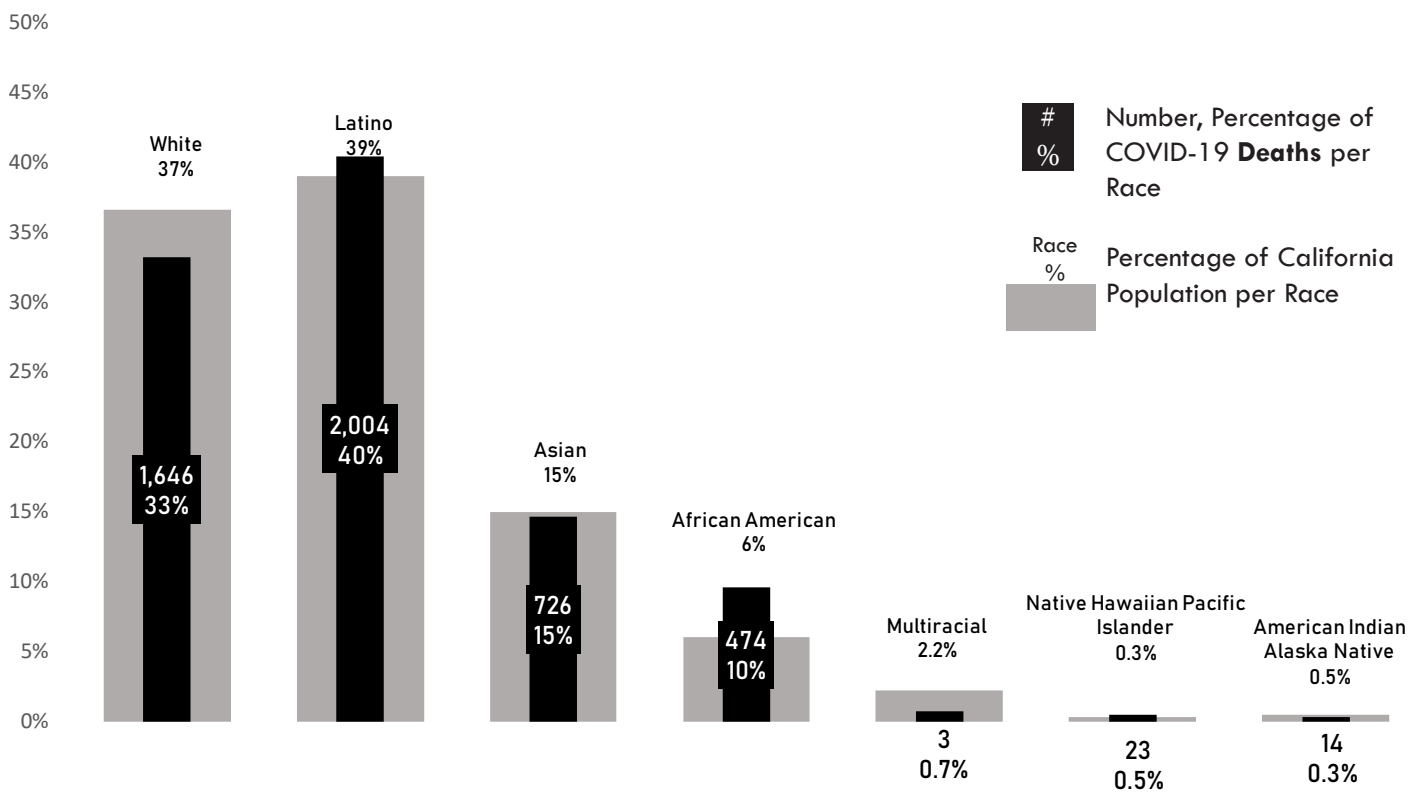
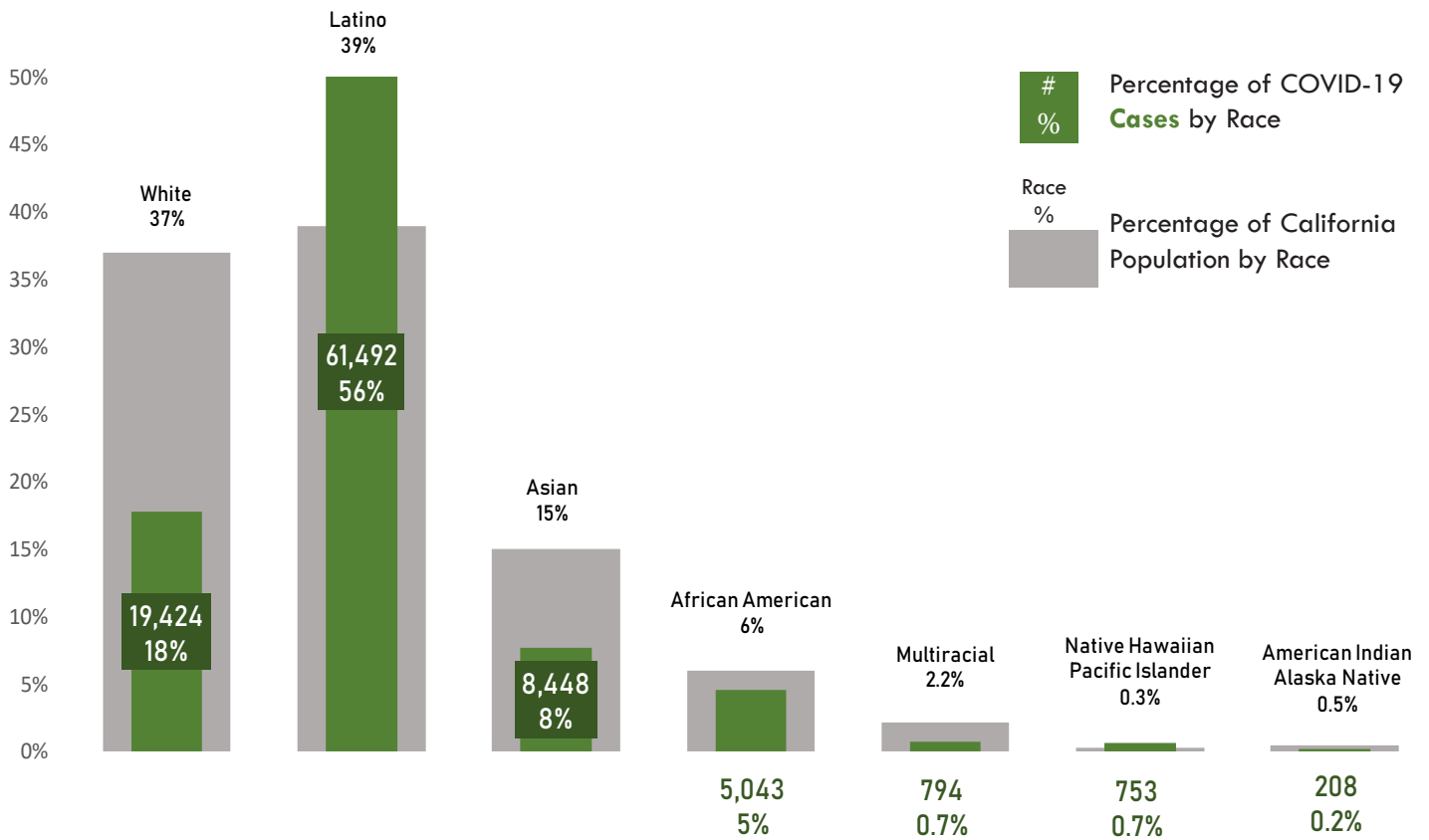
New Confirmed Deaths in California by Date



As of 6/15/2020. Source:

RACIAL DISTRIBUTION OF CONFIRMED COVID-19 CASES AND DEATHS IN CALIFORNIA

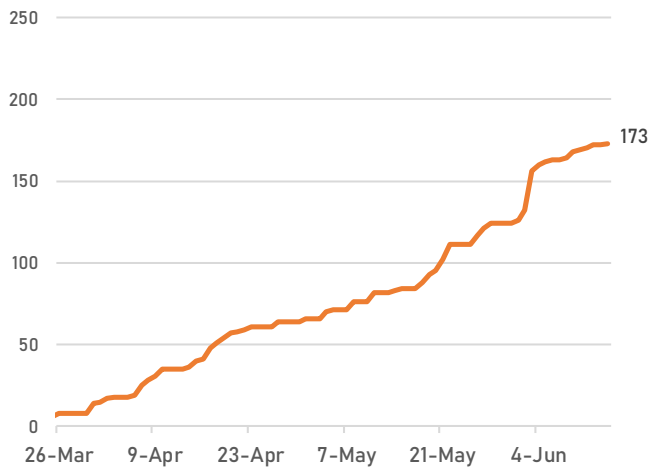
American Indians and Alaska Natives account for 0.5% percent of the population, **0.2% of COVID-19 cases**, and **0.3% of deaths** in California. These include **208 cases** and **14 deaths** among American Indian and Alaska Native people in California.



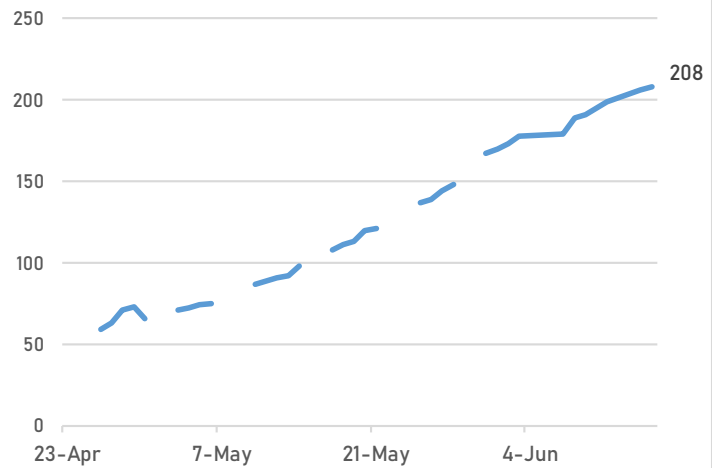
29% of cases and 1% of deaths are of unknown race/ethnicity. As of 6/15/2020. Source: CDPH

Two sources for tracking American Indian and Alaska Native (AIAN) Cases reported in California

Data from the **Indian Health Service (IHS)** include positive cases reported by Tribal and Urban Indian Health Programs.

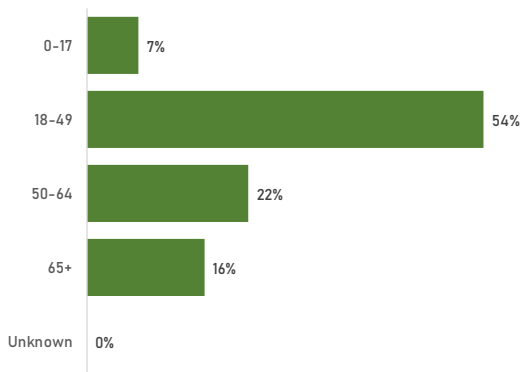


Data from **California Department of Public Health (CDPH)** include all positive cases of AIAN diagnosed in California.

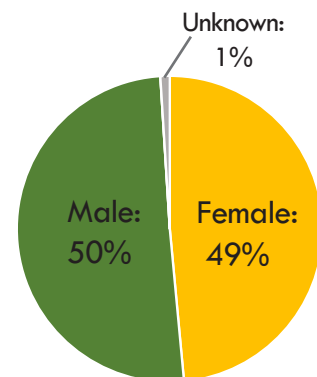


Note: IHS data source is the IHS Data Portal, as of 6/13/2020. Gaps in CDPH reported AIAN cases are due to intermittent data availability.

Positive Cases by Age Group among all California cases



Positive Cases by Gender among all California cases



Note: Percentages may not add up to 100% due to rounding.

As of 6/15/2020. Source: CDPH

In California:

2.2% of confirmed cases have been admitted to a hospital

0.7% of confirmed cases have been admitted to an Intensive Care Unit

3.3% of cases have died

As of 6/15/2020. Source: CDPH

Racial disparities:

- For all adults ages 18+, Latinos and African Americans are dying at disproportionately high rates. The proportion of COVID-19 deaths in Latinos is more than 1.5 times their population representation across all adult age categories.
- Almost half of all deaths continue to be in the 80+ age category.

Source: CDPH

TRIBAL STATE OF EMERGENCY AND SHELTER IN PLACE DECLARATIONS



Tribes do not need to issue a state of emergency to access FEMA resources.



Tribes Issuing Shelter in Place Order

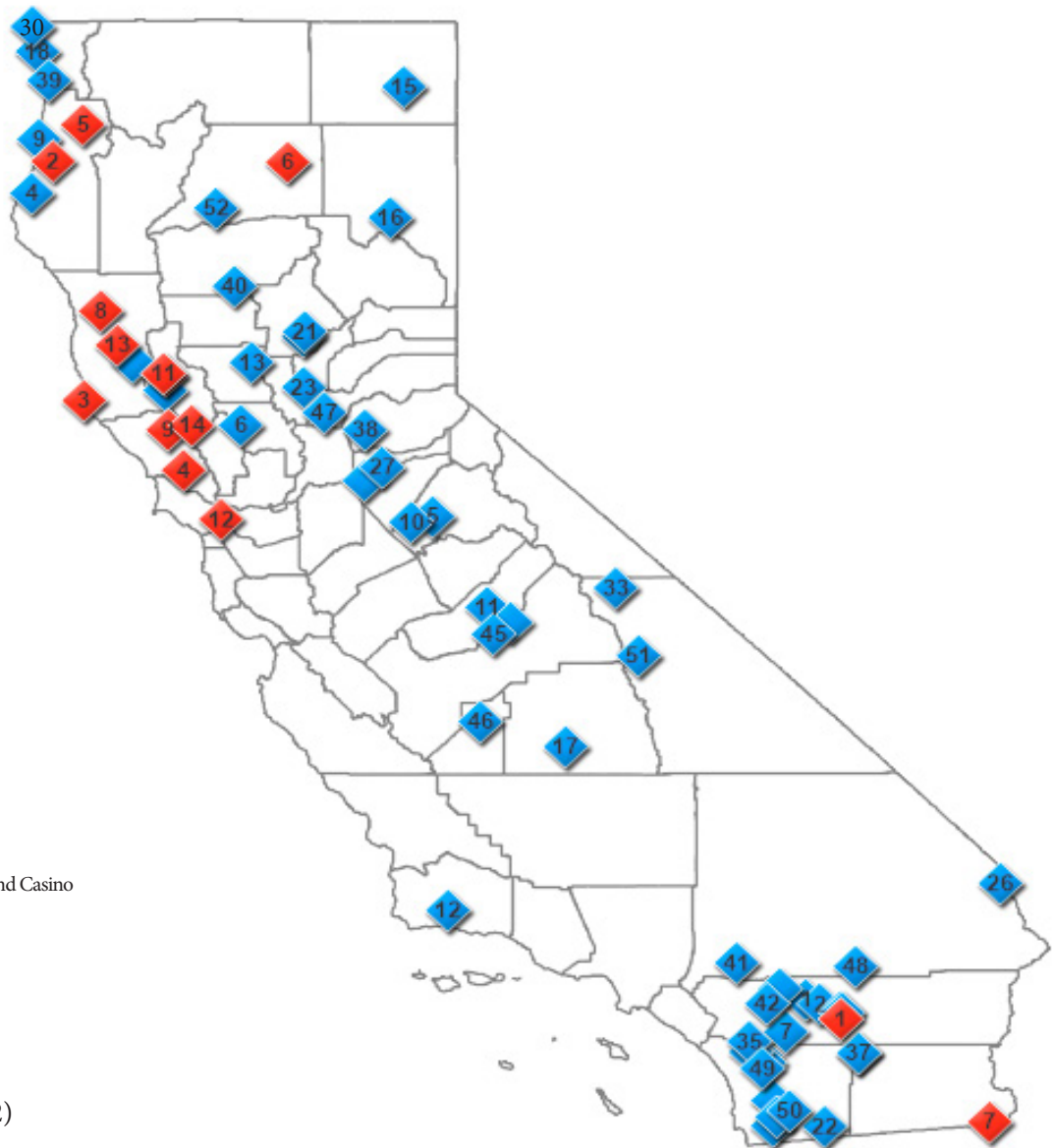
- 28. Hoopa Valley Tribe
- 68. Tule River Tribe
- 74. Wiyot Tribe



Emergency Declarations (n=76)

- | | | |
|--|---|---|
| <ol style="list-style-type: none"> 1. Agua Caliente Band of Cahuilla Indians 2. Augustine Band of Cahuilla Indians 3. Barona Band of Mission Indians 4. Bear River Band of Rohnerville Rancheria 5. Berry Creek Rancheria of Maidu Indians of California 6. Big Lagoon Rancheria 7. Big Pine Paiute Tribe 8. Big Valley Band of Pomo Indians 9. Bishop Paiute Tribe 10. Blue Lake Rancheria 11. Buena Vista Rancheria 12. Cabazon Band of Mission Indians 13. Cachil DeHe Band of Wintun Indians of the Colusa Indian Community 14. Cahto Tribe 15. Cahuilla Band of Indians 16. Chemehuevi Indian Tribe 17. Cher-Ae Heights Indian Community of the Trinidad Rancheria 18. Chicken Ranch Rancheria of Me-Wuk Indians of California 19. Colorado River Indian Tribes 20. Coyote Valley Band of Pomo Indians 21. Dry Creek Rancheria Band of Pomo Indians 22. Elk Valley Rancheria 23. Enterprise Rancheria 24. Fort Bidwell Indian Community of the Fort Bidwell Reservation of CA | <ol style="list-style-type: none"> 25. Fort Independence Indian Community of Paiute Indians of the Fort Independence Reservation 26. Fort Mojave Indian Tribe 27. Habematolel Pomo of Upper Lake Tribe 28. Hoopa Valley Tribe 29. Iipay Nation of Santa Ysabel 30. Jamul Indian Village 31. Kashia Band of Pomo Indians of the Stewarts Point Rancheria 32. La Jolla Band of Luiseno Indians 33. Lone Pine Paiute-Shoshone Tribe 34. Los Coyotes Band of Cahuilla and Cupeno Indians 35. Karuk Tribe 36. Manchester Point Arena Band of Pomo Indians 37. Manzanita Band of Diegueno Mission Indians 38. Mechoopda Indian Tribe 39. Mesa Grande Band of Diegueno Mission Indians 40. Middletown Rancheria of Pomo Indians of California 41. Mooretown Rancheria 42. Morongo Band of Mission Indians 43. North Fork Rancheria of Mono Indians of California 44. Pala Band of Mission Indians 45. Pauma Band of Luiseno Indians 46. Pechanga Band of Luiseno Indians 47. Picayune Rancheria of the Chukchansi Indians 48. Pit River Tribe 49. Quartz Valley Indian Reservation 50. Quechan Tribe of the Fort Yuma Indian Reservation | <ol style="list-style-type: none"> 51. Ramona Band of Cahuilla 52. Redding Rancheria 53. Resighini Rancheria 54. Rincon Band of Luiseno Indians 55. Robinson Rancheria 56. San Manuel Band of Mission Indians 57. San Pasqual Band of Mission Indians 58. Santa Ynez Band of Chumash Indians 59. Scotts Valley Band of Pomo Indians 60. Shingle Springs Band of Miwok Indians 61. Soboba Band of Luiseno Indians 62. Susanville Indian Rancheria 63. Sycuan Band of the Kumeeyaay Nation 64. Table Mountain Rancheria 65. Tachi Yokut Tribe 66. Tolowa Dee-Ni' Nation 67. Torres Martinez Desert Cahuilla Indians 68. Tule River Tribe 69. Tuolumne Band of Me-Wuk Indians 70. Twenty-Nine Palms Band of Mission Indians 71. Viejas Band of Kumeeyaay Indians 72. Washoe Tribe of Nevada and California 73. Wilton Rancheria 74. Wiyot Tribe 75. Yocha Dehe Wintun Nation 76. Yurok Tribe |
|--|---|---|

OPENINGS AND CLOSURES: TRIBAL CASINOS



Casino Closures (n=14)

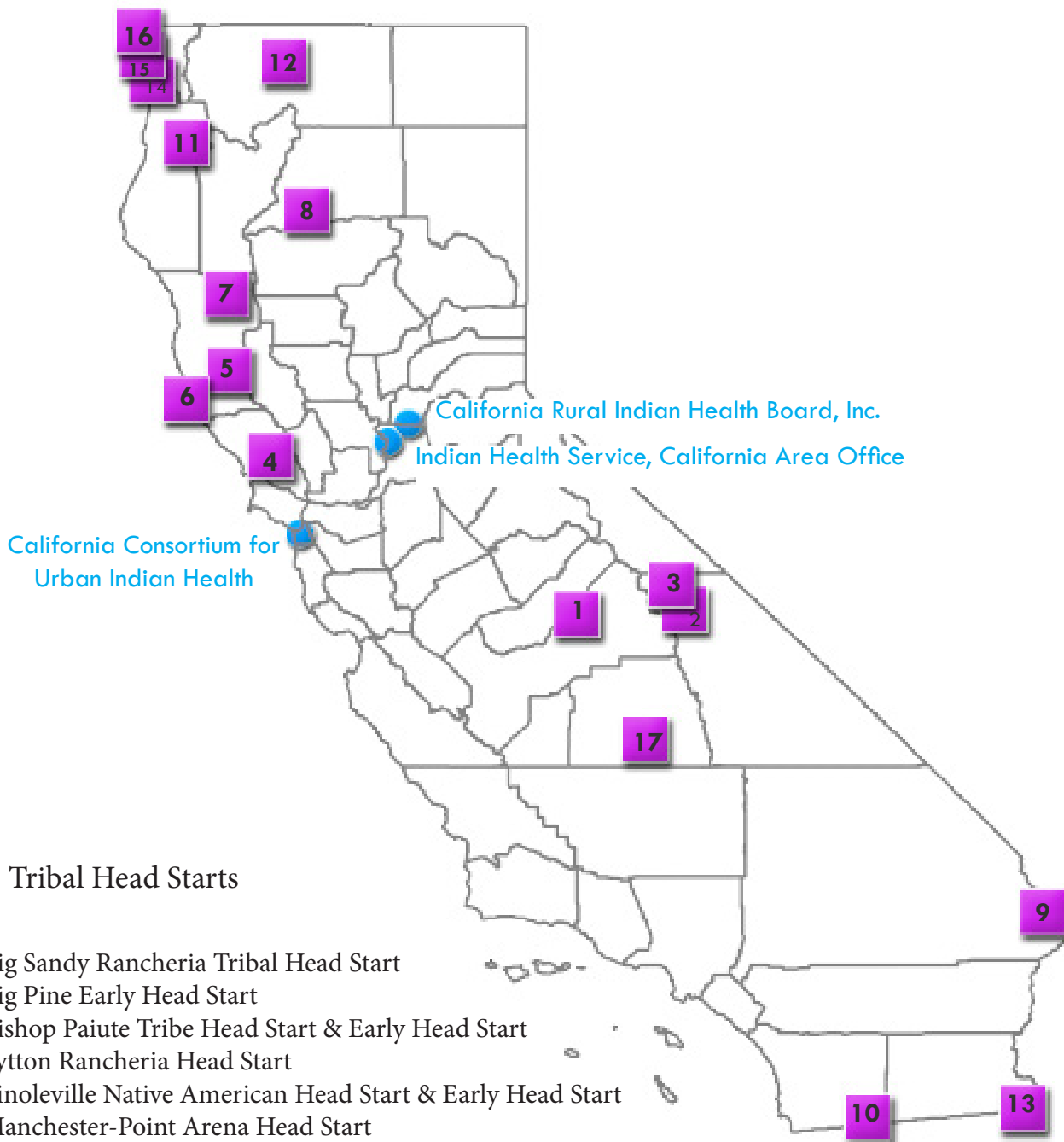
1. Augustine Casino
2. Blue Lake Casino
3. Garcia River Casino
4. Graton Resort & Casino
5. Lucky Bear Casino
6. Pit River Casino
7. Quechan Resort Casino
8. Red Fox Casino
9. River Rock Casino
10. Robinson Rancheria Resort and Casino
11. Running Creek Casino
12. San Pablo Lytton Casino
13. Sherwood Valley Casino
14. Twin Pine Casino

Casino Openings (n=52)

- | | | |
|---|--|---|
| <ol style="list-style-type: none"> 1. Agua Caliente Casino Palm Springs 2. Agua Caliente Resort Casino Spa Rancho Mirage 3. Barona Valley Ranch Resort and Casino 4. Bear River Casino 5. Black Oak Casino 6. Cache Creek Casino Resort 7. Cahuilla Casino 8. Casino Pauma* 9. Cher-Ae Heights Bingo and Casino 10. Chicken Ranch Bingo and Casino 11. Chukchansi Gold Resort & Casino 12. Chumash Casino Resort 13. Colusa Casino Resort 14. Coyote Valley Casino 15. Desert Rose Casino 16. Diamond Mountain Casino 17. Eagle Mountain Casino 18. Elk Valley Casino | <ol style="list-style-type: none"> 19. Fantasy Springs Resort and Casino 20. Feather Falls Casino 21. Gold Country Casino and Hotel 22. Golden Acorn Casino 23. Hard Rock Hotel & Casino Sacramento at Fire Mountain 24. Harrah's Northern California 25. Harrah's Resort Southern California 26. Havasu Landing Resort and Casino 27. Jackson Rancheria Casino 28. Jamul Casino 29. Konocti Vista Casino and Bingo 30. Lucky 7 Casino 31. Mono Wind Casino 32. Morongo Casino, Resort & Spa 33. Paiute Palace Casino 34. Pala Casino Resort and Spa 35. Pechanga Resort and Casino 36. Rain Rock Casino | <ol style="list-style-type: none"> 37. Red Earth Casino 38. Redhawk Casino 39. Redwood Hotel Casino 40. Rolling Hills Casino 41. San Manuel Indian Bingo and Casino 42. Soboba Casino 43. Spotlight 29 Casino 44. Sycuan Resort and Casino 45. Table Mountain Casino 46. Tachi Palace Hotel and Casino 47. Thunder Valley Casino Resort 48. Tortoise Rock Casino 49. Valley View Casino 50. Viejas Casino 51. Winnedumah Winn's Casino 52. Win-River Casino |
|---|--|---|

*Casino restaurants and stores open only. Gaming areas remain closed.

TRIBAL HEAD STARTS CLOSED AS DIRECTED BY LOCAL SCHOOL DISTRICTS OR TRIBAL COUNCIL ORDERS



Tribal Head Starts


1. Big Sandy Rancheria Tribal Head Start
2. Big Pine Early Head Start
3. Bishop Paiute Tribe Head Start & Early Head Start
4. Lytton Rancheria Head Start
5. Pinoleville Native American Head Start & Early Head Start
6. Manchester-Point Arena Head Start
7. Round Valley Indian Tribes Head Start
8. Redding Rancheria Head Start
9. Chemehuevi Head Start
10. Campo Kumeyaay Head Start
11. Hoopa Tribal Early Head Start & Head Start
12. Karuk Tribal Head Start
13. Quechan Head Start
14. Yurok Tribe Head Start
15. Elk Valley Rancheria Head Start
16. Howonquet Head Start
17. Tule River Head Start

California Counties COVID-19 Response

Click the color dots
on the map
for county information

[Governor Newsom Issued Statewide
Stay At Home Executive Order
March 19, 2020](#)

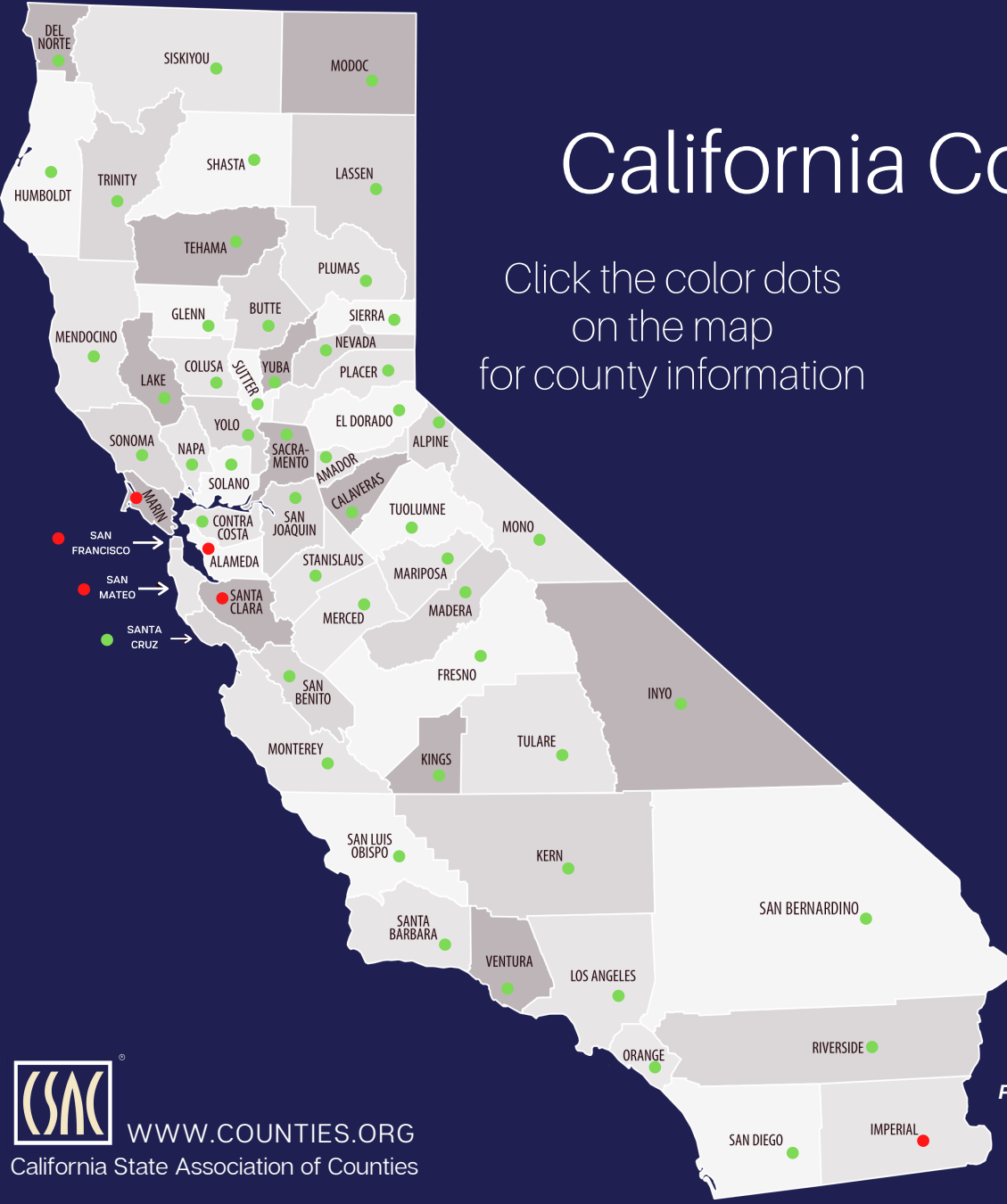
[Click here to read the REVISED Executive Order dated May 7, 2020](#)



Emergency Declarations and
Shelter in Place /Safer at Home
Orders or Directives
(6 Counties)



Approved County Variances
(52 Counties)



Please refer to your county's dedicated Coronavirus web page for current information on local orders.

Data is based on official documents, county correspondence with CSAC and media reports.

Links to official documents are provided when available.

Updated 8:15 am
June 16, 2020



WWW.COUNTIES.ORG

California State Association of Counties