



# CORONAVIRUS DISEASE 2019 (COVID-19) SITUATIONAL REPORT #66 JUNE 15, 2020



## DAILY HIGHLIGHTS

Globally, COVID-19 cases have surpassed 7.81 million with more than 431,000 deaths.

The total number of cases in the U.S. increased from 2,016,027 as reported on Friday 6/12/2020 to 2,085,769 reported today. The number of deaths in the U.S. increased from 113,914 to 115,644.

The California Area Indian Health Service (IHS) has reported that 142 California Tribal or Urban Indian Health Program patients have tested positive for COVID-19 as of 6/13/2020.

The National Native Health Network is hosting a webinar presentation on June 17th at 10:00 a.m. (PST). Keynote speaker Dr. Suzanne Stewart will be discussing "Indigenous Health, Healing, and Research: COVID-19 Challenges & Strategies for Moving Forward" Click here for more information: <https://web.cvent.com/event/949635ba-6e27-47a2-8b3f-a098421488be/summary>

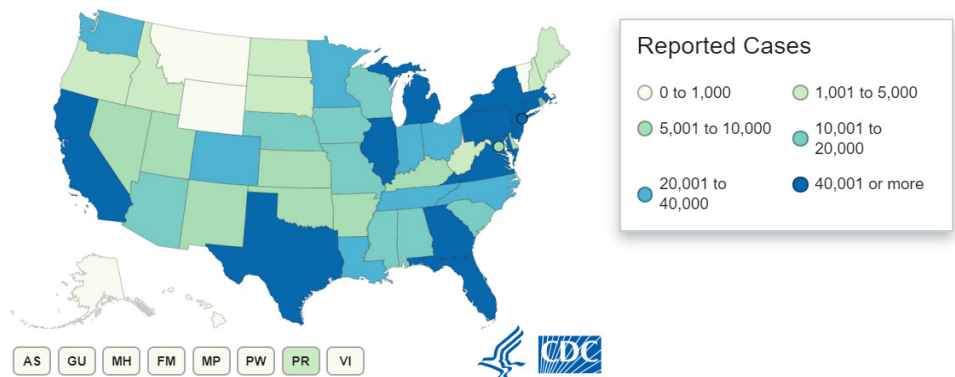
The National Institute for Health Care Management (NIHCM) is hosting a webinar on homelessness and COVID-19 on June 18th at 10:00 a.m. (PST). This webinar will discuss the state of homelessness in the US and its critical impact on health and provide strategies to improve outcomes for homeless individuals both in the short and long term. Please click here to register for this webinar: <https://www.nihcm.org/event-registration>

## UNITED STATES

### COVID-19: U.S. at a Glance\*

- Total cases: 2,085,769
- Total deaths: 115,644
- Jurisdictions reporting cases: 55 (50 states, District of Columbia, Guam, Puerto Rico, the Northern Mariana Islands, and the U.S. Virgin Islands)

\*As of April 14, 2020, CDC case counts and death counts include both confirmed and probable cases and deaths. This change was made to reflect an interim COVID-19 position statement issued by the Council for State and Territorial Epidemiologists on April 5, 2020. The position statement included a case definition and made COVID-19 a nationally notifiable disease. A confirmed case or death is defined by meeting confirmatory laboratory evidence for COVID-19.



A probable case or death is defined by:

i) meeting clinical criteria AND epidemiologic evidence with no confirmatory laboratory testing performed for COVID-19; or

ii) meeting presumptive laboratory evidence AND either clinical criteria OR epidemiologic evidence; or

iii) meeting vital records criteria with no confirmatory laboratory testing performed for COVID-19. State and local public health departments are now testing and publicly reporting their cases. In the event of a discrepancy between CDC cases and cases reported by state and local public health officials, data reported by states should be considered the most up to date.

### Public Health Laboratory Testing

As of May 14, the total number of public health laboratories (PHL) that have completed verification and are offering testing is 97. This includes one or more PHL in 50 states plus the District of Columbia, Guam and Puerto Rico. As of May 20, over 12 million tests have been performed nationwide, with 13% of those tests being positive.



# CORONAVIRUS DISEASE 2019 (COVID-19) SITUATIONAL REPORT #66 JUNE 15, 2020



## COVID-19 CASES BY IHS AREA AS OF JUNE 13, 2020\*

	NEGATIVE CASES	POSITIVE CASES	TESTED
NAVAJO	25,182	7,405	35,134
ALBUQUERQUE	10,302	869	15,178
OKLAHOMA CITY	27,831	626	29,615
PORTLAND	6,884	567	7,701
PHOENIX	22,891	3,364	27,118
CALIFORNIA	2,776	142	3,437
GREAT PLAINS	10,316	639	11,302
BEMIDJI	9,732	292	9,673
BILLINGS	14,077	263	17,173
NASHVILLE	5,727	914	6,949
ALASKA	22,096	65	29,080
TUCSON	1,766	95	1,972

\*as of 7PM EST June 13, 2020

## CALIFORNIA

As of June 14, 2020, there are a total of 151,452 positive cases and 5,089 deaths in California.

### Ages of all confirmed positive cases:

- Age 0-17: 10,451 cases
- Age 18-49: 81,943 cases
- Age 50-64: 33,871 cases
- Age 65 and older: 24,981 cases
- Unknown/Missing: 206 cases

### Gender of all confirmed positive cases:

- Female: 74,350 cases
- Male: 76,412 cases
- Unknown: 690 cases

In order to better focus public health resources on the changing needs of California communities, beginning on March 18, the state is no longer collecting information about California travelers returning from countries that have confirmed COVID-19 outbreaks. Community transmission of COVID-19 has been identified in California since late February, and since early March, most of the confirmed cases in the state were not related to travel outside of the United States.

Twenty-two public health labs in California are testing samples for COVID-19. These labs include the California Department of Public Health's Laboratory in Richmond, Alameda, Contra Costa, Humboldt, Long Beach, Los Angeles, Monterey, Napa-Solano-Yolo-Marin (located in Solano), Orange, Riverside, Sacramento, San Bernardino, San Diego, San Francisco, San Joaquin, San Luis Obispo, San Mateo, Santa Clara, Shasta, Sonoma, Tulare and Ventura County public health laboratories. The Richmond Laboratory will provide diagnostic testing within a 48-hour turnaround time. This means California public health officials will get test results sooner, so that patients will get the best care.

## INDIAN HEALTH SERVICE CALIFORNIA AREA

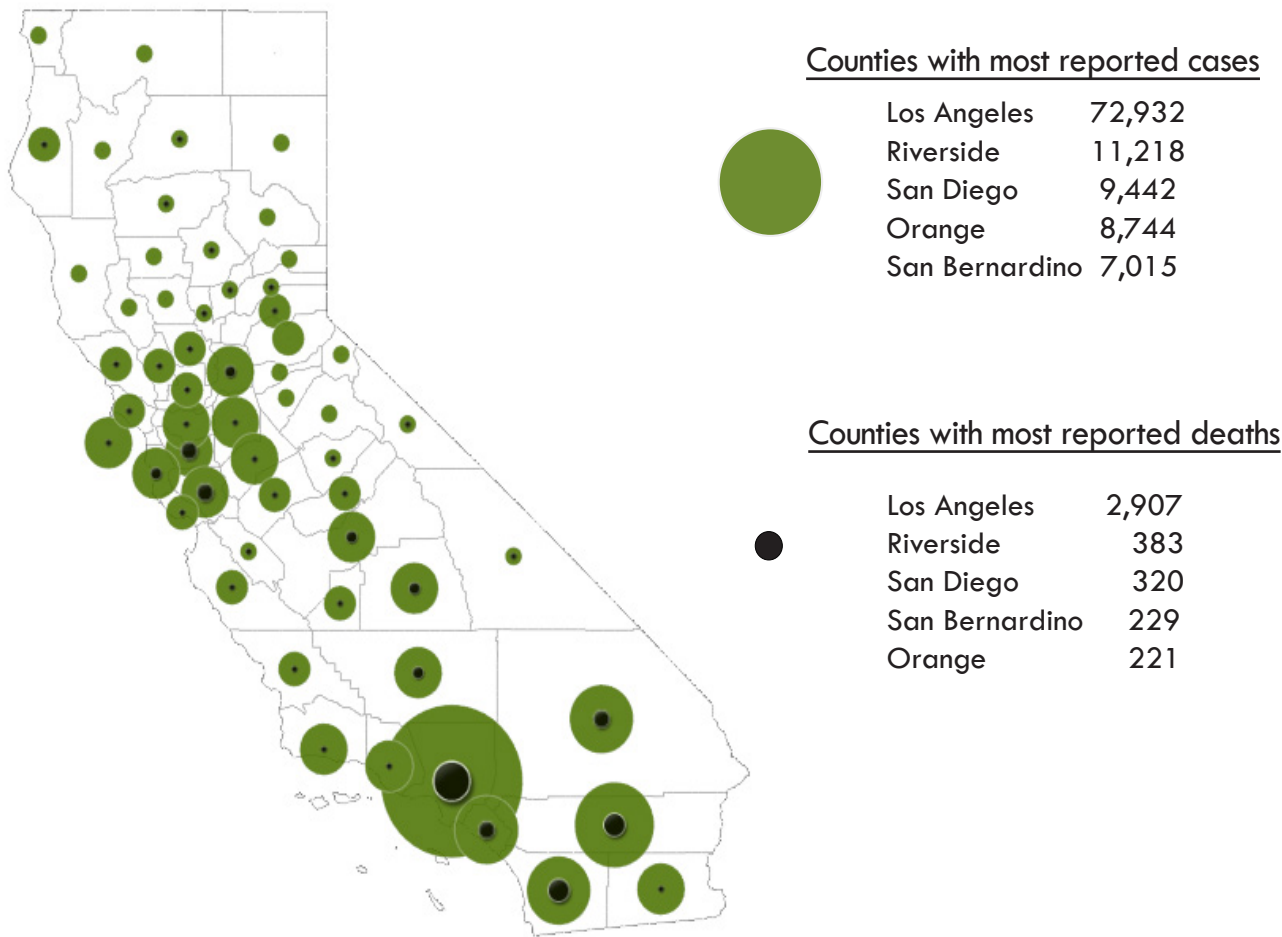
3,437 Tribal or Urban Indian Health Program patients in the California Area have been tested for COVID-19 as of 6/13/2020.

Of these, 142 patients have tested positive for COVID-19 and 2,776 have tested negative for COVID-19.

If you have any questions or concerns please contact:

Vanesscia Cresci at [vcresci@crihb.org](mailto:vcresci@crihb.org) or Aurimar Ayala at [aayala@crihb.org](mailto:aayala@crihb.org)

# CONFIRMED CASES AND DEATHS BY COUNTY CURRENT AS OF June 15, 2020

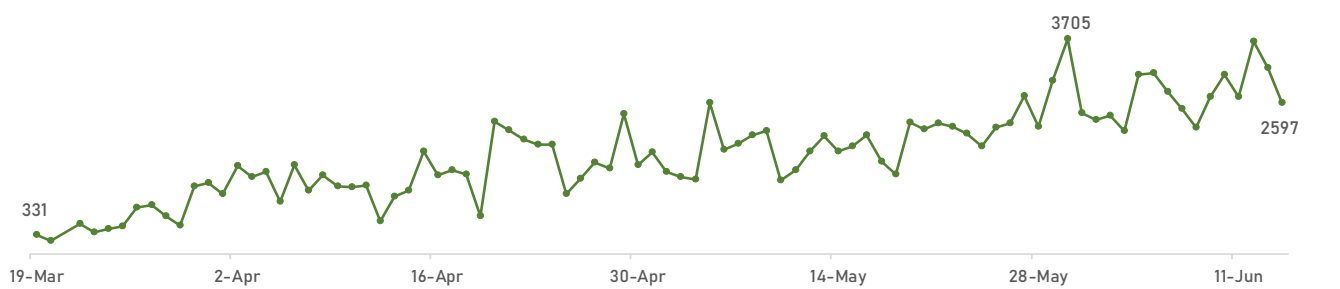


Source: CDPH

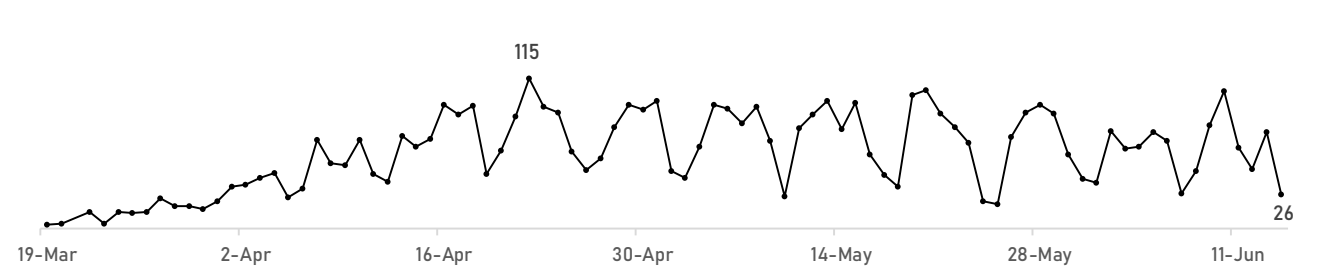
**151,452 Cases**  
in California

**5,089 Deaths**  
in California

New Confirmed Cases in California by Date of Lab Confirmation



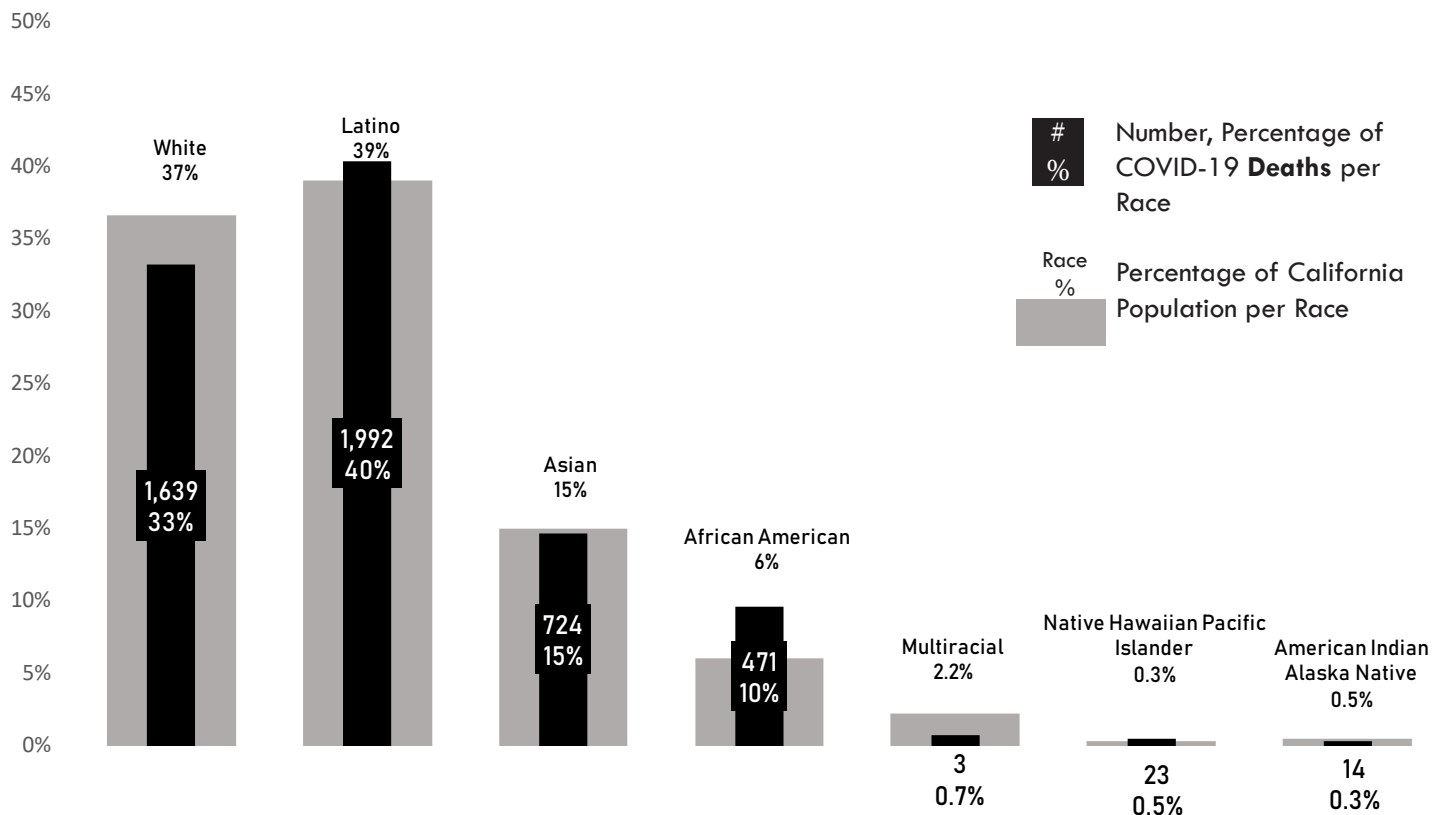
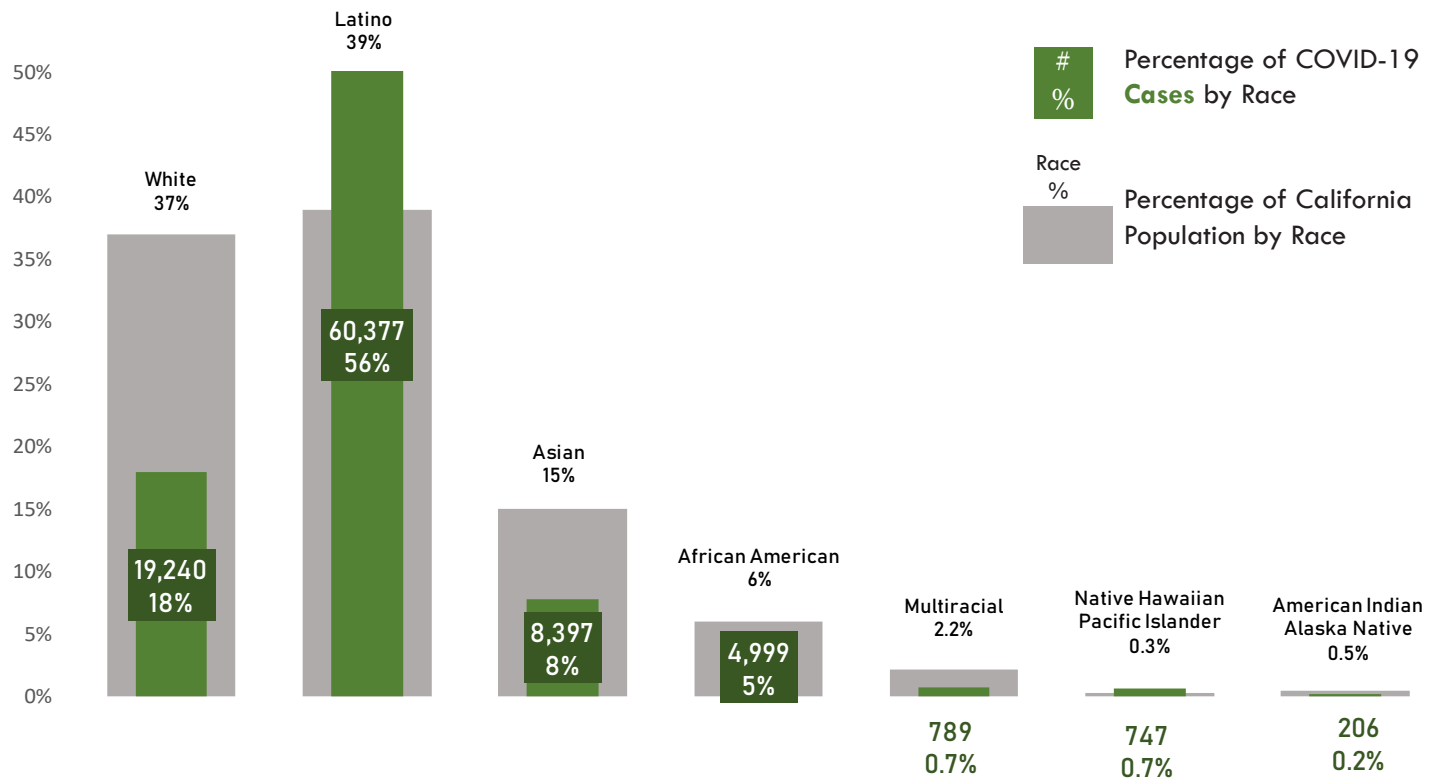
New Confirmed Deaths in California by Date



As of 6/14/2020. Source:

## RACIAL DISTRIBUTION OF CONFIRMED COVID-19 CASES AND DEATHS IN CALIFORNIA

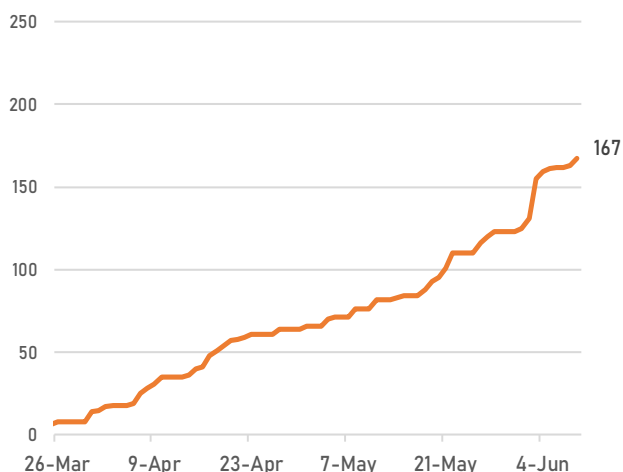
American Indians and Alaska Natives account for 0.5% percent of the population, **0.2% of COVID-19 cases**, and **0.3% of deaths** in California. These include **206 cases** and **14 deaths** among American Indian and Alaska Native people in California.



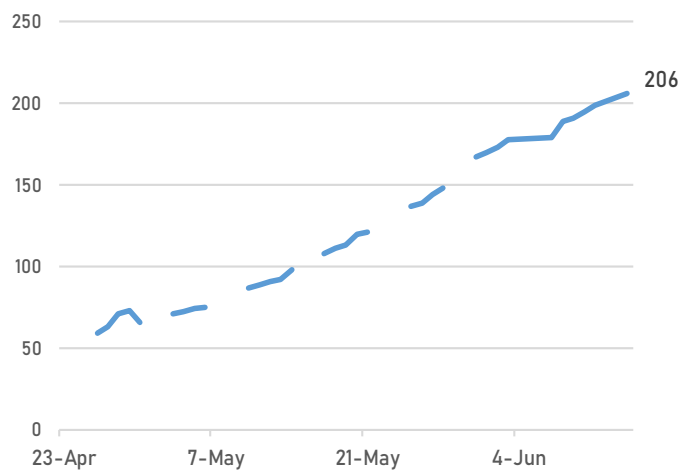
29% of cases and 1% of deaths are of unknown race/ethnicity. As of 6/14/2020. Source: CDPH

## Two sources for tracking American Indian and Alaska Native (AIAN) Cases reported in California

Data from the **Indian Health Service (IHS)** include positive cases reported by Tribal and Urban Indian Health Programs.

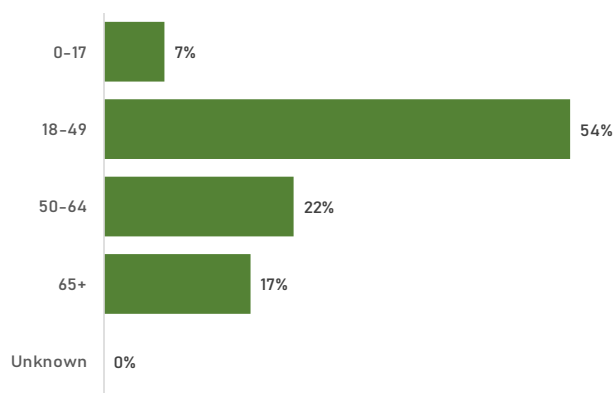


Data from **California Department of Public Health (CDPH)** include all positive cases of AIAN diagnosed in California.

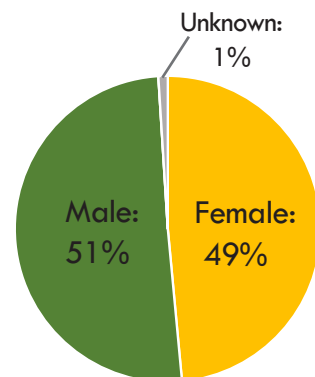


Note: IHS data source is the IHS Data Portal, as of 6/9/2020. Gaps in CDPH reported AIAN cases are due to intermittent data availability.

### Positive Cases by Age Group among all California cases



### Positive Cases by Gender among all California cases



Note: Percentages may not add up to 100% due to rounding.

As of 6/14/2020. Source: CDPH

### In California:

**2.0%** of confirmed cases have been admitted to a hospital

**0.7%** of confirmed cases have been admitted to an Intensive Care Unit

**3.4%** of cases have died

As of 6/14/2020. Source: CDPH

### Racial disparities:

- For all adults ages 18+, Latinos and African Americans are dying at disproportionately high rates. The proportion of COVID-19 deaths in Latinos is more than 1.5 times their population representation across all adult age categories.
- Almost half of all deaths continue to be in the 80+ age category.

Source: CDPH

# TRIBAL STATE OF EMERGENCY AND SHELTER IN PLACE DECLARATIONS



Tribes do not need to issue a state of emergency to access FEMA resources.



Tribes Issuing Shelter in Place Order

- 28. Hoopa Valley Tribe
- 68. Tule River Tribe
- 74. Wiyot Tribe



Emergency Declarations (n=76)

- |   |   |   |
|---|---|---|
| 1. Agua Caliente Band of Cahuilla Indians                               | 25. Fort Independence Indian Community of Paiute Indians of the Fort Independence Reservation | 51. Ramona Band of Cahuilla                   |
| 2. Augustine Band of Cahuilla Indians                                   | 26. Fort Mojave Indian Tribe  | 52. Redding Rancheria                         |
| 3. Barona Band of Mission Indians                                       | 27. Habematolel Pomo of Upper Lake Tribe  | 53. Resighini Rancheria                       |
| 4. Bear River Band of Rohnerville Rancheria                             | 28. Hoopa Valley Tribe  | 54. Rincon Band of Luiseno Indians            |
| 5. Berry Creek Rancheria of Maidu Indians of California                 | 29. Iipay Nation of Santa Ysabel  | 55. Robinson Rancheria                        |
| 6. Big Lagoon Rancheria   | 30. Jamul Indian Village  | 56. San Manuel Band of Mission Indians        |
| 7. Big Pine Paiute Tribe  | 31. Kashia Band of Pomo Indians of the Stewarts Point Rancheria                               | 57. San Pasqual Band of Mission Indians       |
| 8. Big Valley Band of Pomo Indians                                      | 32. La Jolla Band of Luiseno Indians  | 58. Santa Ynez Band of Chumash Indians        |
| 9. Bishop Paiute Tribe  | 33. Lone Pine Paiute-Shoshone Tribe   | 59. Scotts Valley Band of Pomo Indians        |
| 10. Blue Lake Rancheria   | 34. Los Coyotes Band of Cahuilla and Cupeño Indians   | 60. Shingle Springs Band of Miwok Indians     |
| 11. Buena Vista Rancheria   | 35. Karuk Tribe   | 61. Soboba Band of Luiseno Indians            |
| 12. Cabazon Band of Mission Indians                                     | 36. Manchester Point Arena Band of Pomo Indians   | 62. Susanville Indian Rancheria               |
| 13. Cachil DeHe Band of Wintun Indians of the Colusa Indian Community   | 37. Manzanita Band of Diegueno Mission Indians  | 63. Sycuan Band of the Kumeyaay Nation        |
| 14. Cahto Tribe   | 38. Mechoopda Indian Tribe  | 64. Table Mountain Rancheria                  |
| 15. Cahuilla Band of Indians  | 39. Mesa Grande Band of Diegueno Mission Indians  | 65. Tachi Yokut Tribe                         |
| 16. Chemehuevi Indian Tribe   | 40. Middletown Rancheria of Pomo Indians of California  | 66. Tolowa Dee-Ni' Nation                     |
| 17. Cher-Ae Heights Indian Community of the Trinidad Rancheria          | 41. Mooretown Rancheria   | 67. Torres Martinez Desert Cahuilla Indians   |
| 18. Chicken Ranch Rancheria of Me-Wuk Indians of California             | 42. Morongo Band of Mission Indians   | 68. Tule River Tribe                          |
| 19. Colorado River Indian Tribes  | 43. North Fork Rancheria of Mono Indians of California  | 69. Tuolumne Band of Me-Wuk Indians           |
| 20. Coyote Valley Band of Pomo Indians                                  | 44. Pala Band of Mission Indians  | 70. Twenty-Nine Palms Band of Mission Indians |
| 21. Dry Creek Rancheria Band of Pomo Indians                            | 45. Pauma Band of Luiseno Indians   | 71. Viejas Band of Kumeyaay Indians           |
| 22. Elk Valley Rancheria  | 46. Pechanga Band of Luiseno Indians  | 72. Washoe Tribe of Nevada and California     |
| 23. Enterprise Rancheria  | 47. Picayune Rancheria of the Chukchansi Indians  | 73. Wilton Rancheria                          |
| 24. Fort Bidwell Indian Community of the Fort Bidwell Reservation of CA | 48. Pit River Tribe   | 74. Wiyot Tribe                               |
|   | 49. Quartz Valley Indian Reservation  | 75. Yocha Dehe Wintun Nation                  |
|   | 50. Quechan Tribe of the Fort Yuma Indian Reservation   | 76. Yurok Tribe                               |



# OPENINGS AND CLOSURES: TRIBAL CASINOS



## Casino Closures (n=14)

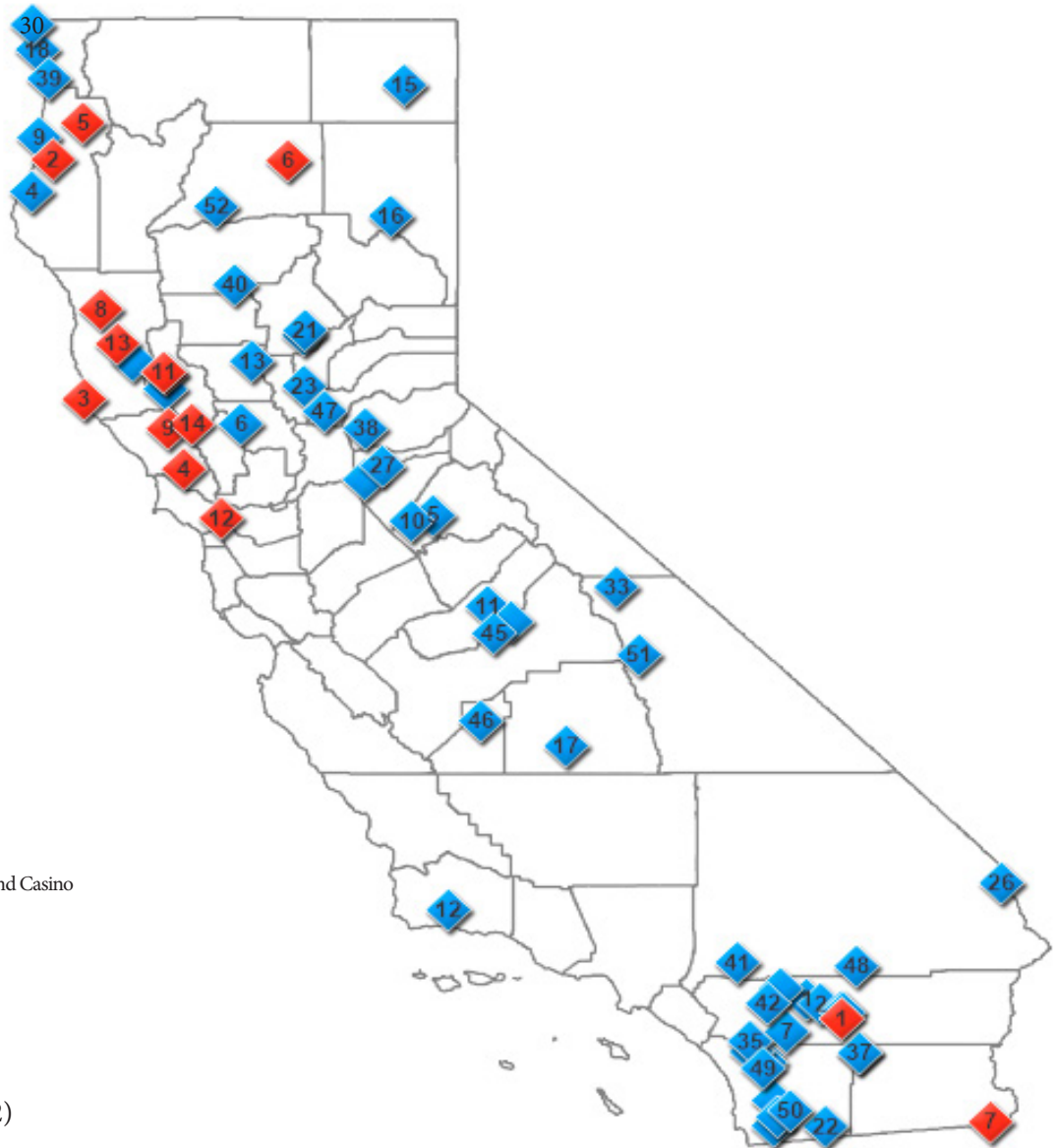
1. Augustine Casino
2. Blue Lake Casino
3. Garcia River Casino
4. Graton Resort & Casino
5. Lucky Bear Casino
6. Pit River Casino
7. Quechan Resort Casino
8. Red Fox Casino
9. River Rock Casino
10. Robinson Rancheria Resort and Casino
11. Running Creek Casino
12. San Pablo Lytton Casino
13. Sherwood Valley Casino
14. Twin Pine Casino



## Casino Openings (n=52)

- |  |  |  |
|--|--|--|
| 1. Agua Caliente Casino Palm Springs             | 19. Fantasy Springs Resort and Casino                    | 37. Red Earth Casino                   |
| 2. Agua Caliente Resort Casino Spa Rancho Mirage | 20. Feather Falls Casino                                 | 38. Redhawk Casino                     |
| 3. Barona Valley Ranch Resort and Casino         | 21. Gold Country Casino and Hotel                        | 39. Redwood Hotel Casino               |
| 4. Bear River Casino                             | 22. Golden Acorn Casino                                  | 40. Rolling Hills Casino               |
| 5. Black Oak Casino                              | 23. Hard Rock Hotel & Casino Sacramento at Fire Mountain | 41. San Manuel Indian Bingo and Casino |
| 6. Cache Creek Casino Resort                     | 24. Harrah's Northern California                         | 42. Soboba Casino                      |
| 7. Cahuilla Casino                               | 25. Harrah's Resort Southern California                  | 43. Spotlight 29 Casino                |
| 8. Casino Pauma*                                 | 26. Havasu Landing Resort and Casino                     | 44. Sycuan Resort and Casino           |
| 9. Cher-Ae Heights Bingo and Casino              | 27. Jackson Rancheria Casino                             | 45. Table Mountain Casino              |
| 10. Chicken Ranch Bingo and Casino               | 28. Jamul Casino   | 46. Tachi Palace Hotel and Casino      |
| 11. Chukchansi Gold Resort & Casino              | 29. Konocti Vista Casino and Bingo                       | 47. Thunder Valley Casino Resort       |
| 12. Chumash Casino Resort                        | 30. Lucky 7 Casino                                       | 48. Tortoise Rock Casino               |
| 13. Colusa Casino Resort                         | 31. Mono Wind Casino                                     | 49. Valley View Casino                 |
| 14. Coyote Valley Casino                         | 32. Morongo Casino, Resort & Spa                         | 50. Viejas Casino                      |
| 15. Desert Rose Casino                           | 33. Paiute Palace Casino                                 | 51. Winnemah Winn's Casino             |
| 16. Diamond Mountain Casino                      | 34. Pala Casino Resort and Spa                           | 52. Win-River Casino                   |
| 17. Eagle Mountain Casino                        | 35. Pechanga Resort and Casino                           |  |
| 18. Elk Valley Casino                            | 36. Rain Rock Casino                                     |  |

\*Casino restaurants and stores open only.  
Gaming areas remain closed.



# TRIBAL HEAD STARTS CLOSED AS DIRECTED BY LOCAL SCHOOL DISTRICTS OR TRIBAL COUNCIL ORDERS





# California Counties COVID-19 Response

Click the color dots  
on the map  
for county information

[Governor Newsom Issued Statewide  
Stay At Home Executive Order  
March 19, 2020](#)

[Click here to read the REVISED Executive Order dated May 7, 2020](#)



Emergency Declarations and  
Shelter in Place /Safer at Home  
Orders or Directives  
(6 Counties)



Approved County Variances  
(52 Counties)



WWW.COUNTIES.ORG

California State Association of Counties

**Please refer to your county's dedicated Coronavirus web page for current information on local orders.**

Data is based on official documents, county correspondence with CSAC and media reports.

Links to official documents are provided when available.

Updated 8:05 am  
June 15, 2020