



CORONAVIRUS DISEASE 2019 (COVID-19) SITUATIONAL REPORT #62 JUNE 9, 2020



DAILY HIGHLIGHTS

Globally, COVID-19 cases have surpassed 7.04 million with more than 404,000 deaths.

The total number of cases in the U.S. increased from 1,938,823 as reported on Monday 6/8/2020 to 1,956,421 reported today. The number of deaths in the U.S. increased from 110,375 to 110,925.

The California Area Indian Health Service (IHS) has reported that 133 California Tribal or Urban Indian Health Program patients have tested positive for COVID-19 as of 6/7/2020.

The Administration for Children and Families (ACF) announced its 2020 Tribal Consultation is taking place virtually on Wednesday, June 10 and Thursday, June 11, 2020 from 10:00am – 3:00pm (PST) each day. For more information and to register for the 2020 Tribal Consultation please click here: <https://www.nihb.org/covid-19/upcoming-events/administration-for-children-and-families-virtual-tribal-consultation/>

Join the Health and Human Services Office of the Assistant Secretary for Preparedness and Response, and the U. S. Public Health Service for a webinar held on June 10th at 1:00 p.m. to discuss Personal Protective Equipment (PPE) use, disinfection, decontamination, and the use of the Battelle Decontamination system for PPE disinfection. For the webinar link click here: https://fema.connectsolutions.com/tribal_6-10/

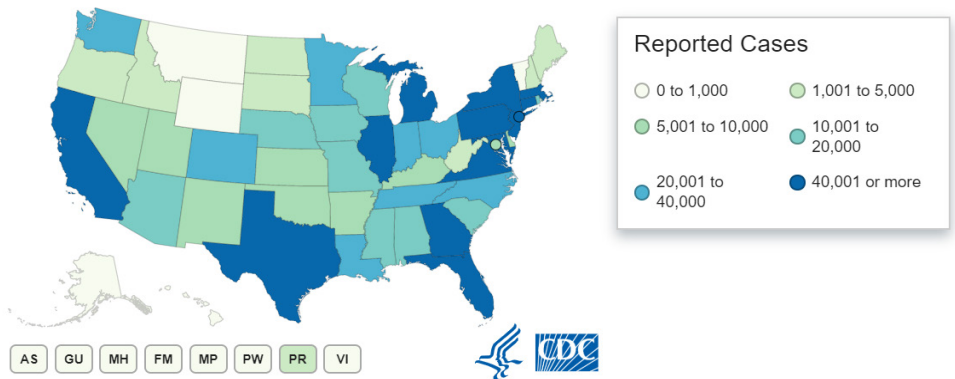
The National Native Health Network is hosting a webinar presentation on June 17th at 10:00am (PST). Keynote speaker Dr. Suzanne Stewart will be discussing “Indigenous Health, Healing, and Research: COVID-19 Challenges & Strategies for Moving Forward” Click here to join: <https://us02web.zoom.us/j/8318417>

UNITED STATES

COVID-19: U.S. at a Glance*

- Total cases: 1,956,421
- Total deaths: 110,925
- Jurisdictions reporting cases: 55 (50 states, District of Columbia, Guam, Puerto Rico, the Northern Mariana Islands, and the U.S. Virgin Islands)

*As of April 14, 2020, CDC case counts and death counts include both confirmed and probable cases and deaths. This change was made to reflect an interim COVID-19 position statement issued by the Council for State and Territorial Epidemiologists on April 5, 2020. The position statement included a case definition and made COVID-19 a nationally notifiable disease. A confirmed case or death is defined by meeting confirmatory laboratory evidence for COVID-19.



A probable case or death is defined by:

- meeting clinical criteria AND epidemiologic evidence with no confirmatory laboratory testing performed for COVID-19; or
- meeting presumptive laboratory evidence AND either clinical criteria OR epidemiologic evidence; or
- meeting vital records criteria with no confirmatory laboratory testing performed for COVID-19.

State and local public health departments are now testing and publicly reporting their cases. In the event of a discrepancy between CDC cases and cases reported by state and local public health officials, data reported by states should be considered the most up to date.

Public Health Laboratory Testing

As of May 14, the total number of public health laboratories (PHL) that have completed verification and are offering testing is 97. This includes one or more PHL in 50 states plus the District of Columbia, Guam and Puerto Rico. As of May 20, over 12 million tests have been performed nationwide, with 13% of those tests being positive.



CORONAVIRUS DISEASE 2019 (COVID-19) SITUATIONAL REPORT #62 JUNE 9, 2020



COVID-19 CASES BY IHS AREA AS OF JUNE 7, 2020*

| | NEGATIVE CASES | POSITIVE CASES | TESTED |
|---------------|----------------|----------------|--------|
| NAVAJO | 22,674 | 6,885 | 30,999 |
| ALBUQUERQUE | 8,937 | 809 | 13,526 |
| OKLAHOMA CITY | 16,524 | 397 | 18,795 |
| PORTLAND | 6,186 | 456 | 6,905 |
| PHOENIX | 16,654 | 2,458 | 19,371 |
| CALIFORNIA | 2,551 | 133 | 3,247 |
| GREAT PLAINS | 8,959 | 541 | 9,658 |
| BEMIDJI | 7,876 | 270 | 8,408 |
| BILLINGS | 11,586 | 248 | 14,272 |
| NASHVILLE | 5,022 | 853 | 6,111 |
| ALASKA | 19,772 | 54 | 25,054 |
| TUCSON | 1,463 | 61 | 1,634 |

*as of 7PM EST June 7, 2020

CALIFORNIA

As of June 8, 2020, there are a total of 133,489 positive cases and 4,697 deaths in California.

Ages of all confirmed positive cases:

- Age 0-17: 8,509 cases
- Age 18-49: 71,233 cases
- Age 50-64: 30,400 cases
- Age 65 and older: 23,154 cases
- Unknown/Missing: 193 cases

Gender of all confirmed positive cases:

- Female: 65,556 cases
- Male: 67,306 cases
- Unknown: 627 cases

In order to better focus public health resources on the changing needs of California communities, beginning on March 18, the state is no longer collecting information about California travelers returning from countries that have confirmed COVID-19 outbreaks. Community transmission of COVID-19 has been identified in California since late February, and since early March, most of the confirmed cases in the state were not related to travel outside of the United States.

Twenty-two public health labs in California are testing samples for COVID-19. These labs include the California Department of Public Health's Laboratory in Richmond, Alameda, Contra Costa, Humboldt, Long Beach, Los Angeles, Monterey, Napa-Solano-Yolo-Marin (located in Solano), Orange, Riverside, Sacramento, San Bernardino, San Diego, San Francisco, San Joaquin, San Luis Obispo, San Mateo, Santa Clara, Shasta, Sonoma, Tulare and Ventura County public health laboratories. The Richmond Laboratory will provide diagnostic testing within a 48-hour turnaround time. This means California public health officials will get test results sooner, so that patients will get the best care.

INDIAN HEALTH SERVICE CALIFORNIA AREA

3,247 Tribal or Urban Indian Health Program patients in the California Area have been tested for COVID-19 as of 6/7/2020.

Of these, 133 patients have tested positive for COVID-19 and 2,551 have tested negative for COVID-19.

If you have any questions or concerns please contact:

Vanesscia Cresci at vcresci@crihb.org or Aurimar Ayala at aayala@crihb.org

CONFIRMED CASES AND DEATHS BY COUNTY

CURRENT AS OF June 9, 2020



Counties with most reported cases

| | |
|----------------|--------|
| Los Angeles | 64,634 |
| Riverside | 9,246 |
| San Diego | 8,621 |
| Orange | 7,786 |
| San Bernardino | 6,122 |

Counties with most reported deaths

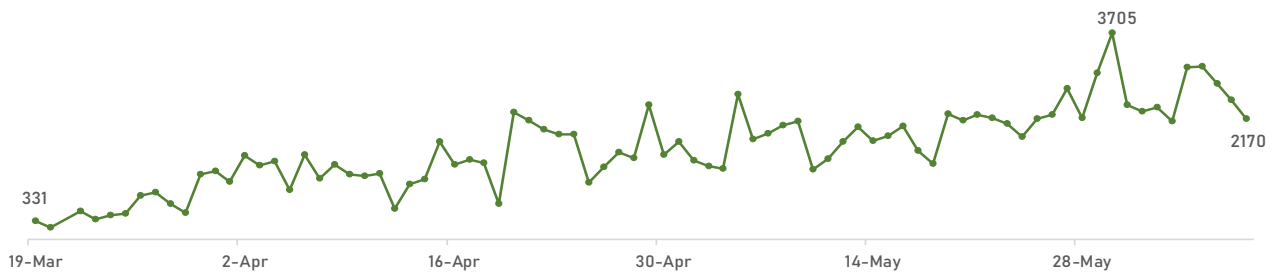
| | |
|----------------|-------|
| Los Angeles | 2,655 |
| Riverside | 364 |
| San Diego | 312 |
| San Bernardino | 224 |
| Orange | 177 |

Source: CDPH

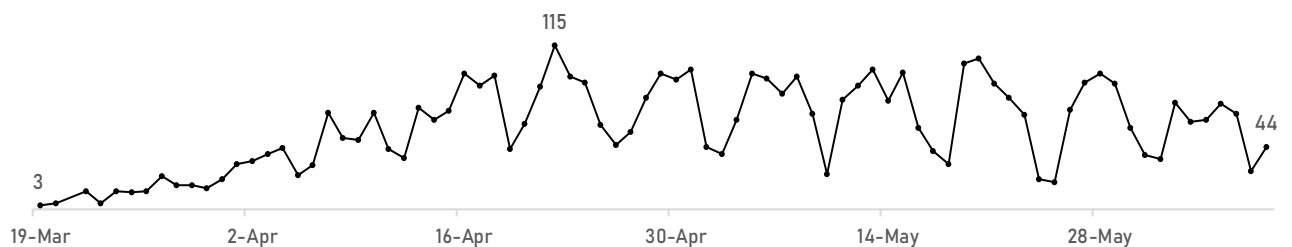
133,489 Cases
in California

4,697 Deaths
in California

New Confirmed Cases in California by Date of Lab Confirmation



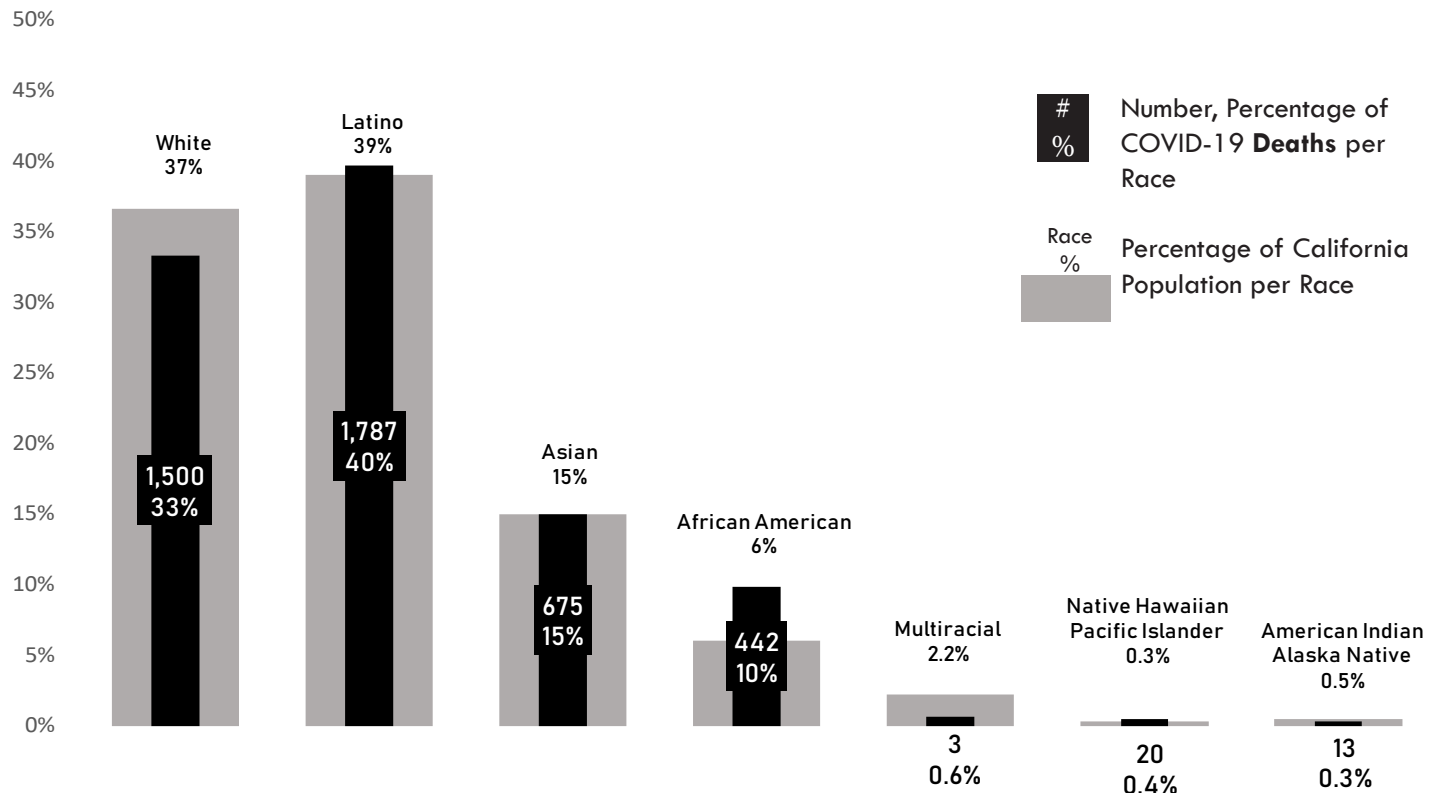
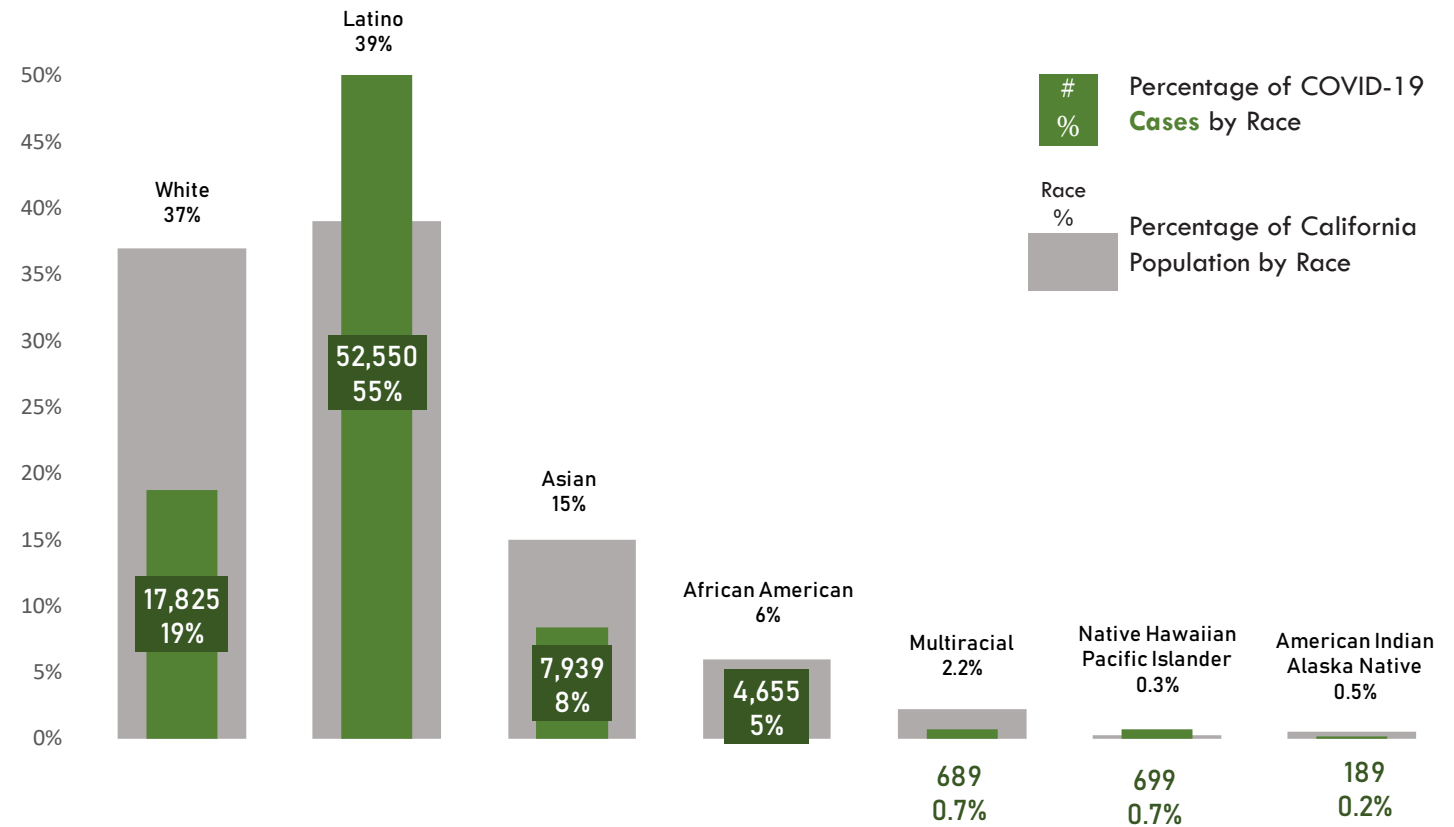
New Confirmed Deaths in California by Date



As of 6/8/2020. Source: CDPH

RACIAL DISTRIBUTION OF CONFIRMED COVID-19 CASES AND DEATHS IN CALIFORNIA

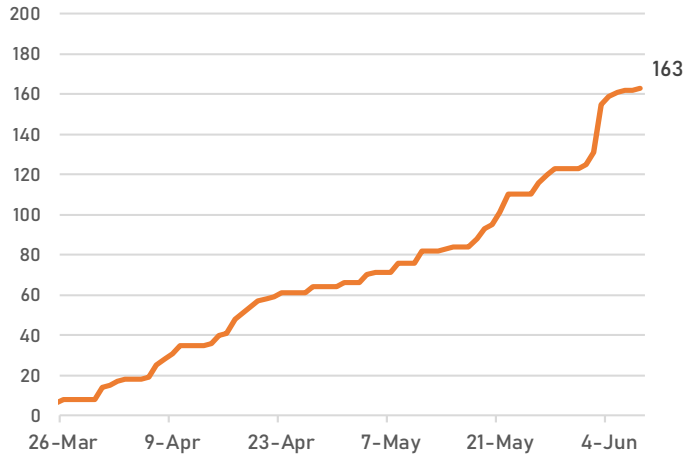
American Indians and Alaska Natives account for 0.5% percent of the population, **0.2% of COVID-19 cases**, and **0.3% of deaths** in California. These include **189** cases and **13** deaths among American Indian and Alaska Native people in California.



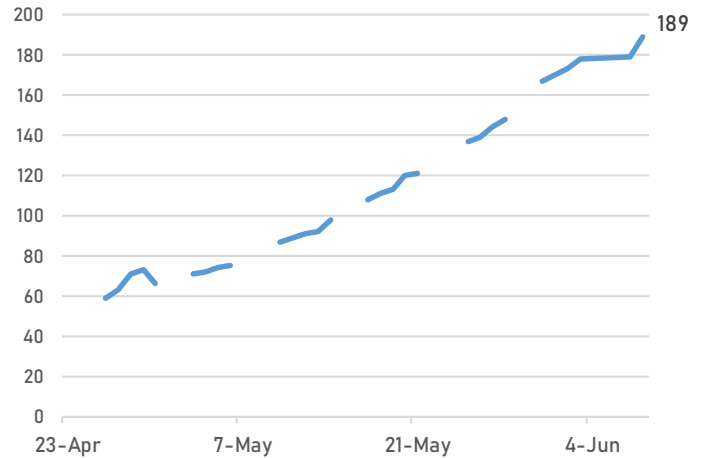
29% of cases and 1% of deaths are of unknown race/ethnicity. As of 6/8/2020. Source: CDPH

Two sources for tracking American Indian and Alaska Native (AIAN) Cases reported in California

Data from the **Indian Health Service (IHS)** include positive cases reported by Tribal and Urban Indian Health Programs.

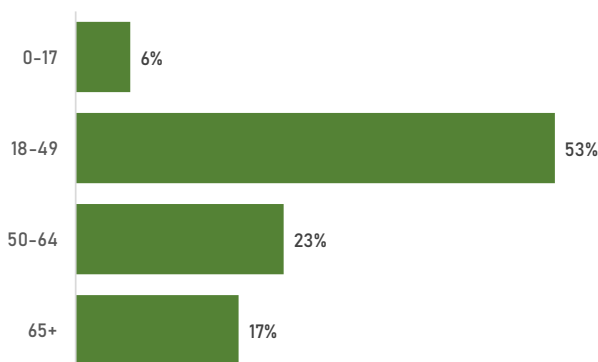


Data from **California Department of Public Health (CDPH)** include all positive cases of AIAN diagnosed in California.



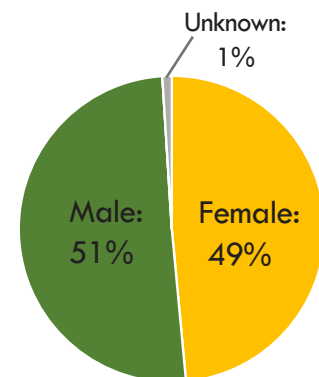
Note: Gaps in CDPH reported AIAN cases are due to intermittent data availability. As of 6/8/2020.

Positive Cases by Age Group among all California cases



Note: Percentages may not add up to 100% due to rounding.

Positive Cases by Gender among all California cases



As of 6/8/2020. Source: CDPH

In California:

2.4% of confirmed cases have been admitted to a hospital

0.8% of confirmed cases have been admitted to an Intensive Care Unit

3.5% of cases have died

As of 6/8/2020. Source: CDPH

Racial disparities:

- For all adults ages 18+, Latinos and African Americans are dying at disproportionately high rates. The proportion of COVID-19 deaths in Latinos is more than 1.5 times their population representation across all adult age categories.
- Almost half of all deaths continue to be in the 80+ age category.

Source: CDPH

TRIBAL STATE OF EMERGENCY AND SHELTER IN PLACE DECLARATIONS



Tribes do not need to issue a state of emergency to access FEMA resources.



Tribes Issuing Shelter in Place Order

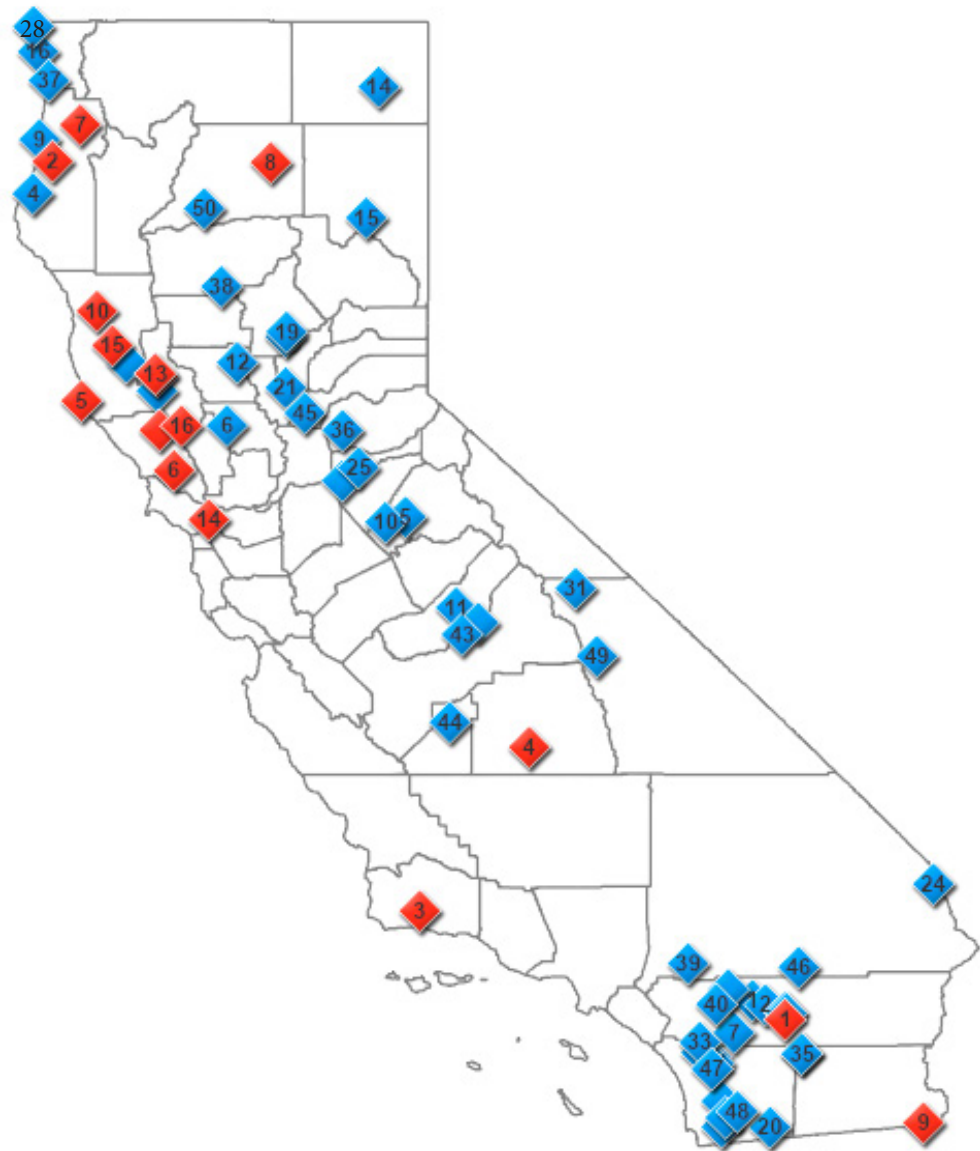
- 28. Hoopa Valley Tribe
- 68. Tule River Tribe
- 74. Wiyot Tribe



Emergency Declarations (n=76)

- | | | |
|--|---|---|
| <ol style="list-style-type: none"> 1. Agua Caliente Band of Cahuilla Indians 2. Augustine Band of Cahuilla Indians 3. Barona Band of Mission Indians 4. Bear River Band of Rohnerville Rancheria 5. Berry Creek Rancheria of Maidu Indians of California 6. Big Lagoon Rancheria 7. Big Pine Paiute Tribe 8. Big Valley Band of Pomo Indians 9. Bishop Paiute Tribe 10. Blue Lake Rancheria 11. Buena Vista Rancheria 12. Cabazon Band of Mission Indians 13. Cachil DeHe Band of Wintun Indians of the Colusa Indian Community 14. Cahto Tribe 15. Cahuilla Band of Indians 16. Chemehuevi Indian Tribe 17. Cher-Ae Heights Indian Community of the Trinidad Rancheria 18. Chicken Ranch Rancheria of Me-Wuk Indians of California 19. Colorado River Indian Tribes 20. Coyote Valley Band of Pomo Indians 21. Dry Creek Rancheria Band of Pomo Indians 22. Elk Valley Rancheria 23. Enterprise Rancheria 24. Fort Bidwell Indian Community of the Fort Bidwell Reservation of CA | <ol style="list-style-type: none"> 25. Fort Independence Indian Community of Paiute Indians of the Fort Independence Reservation 26. Fort Mojave Indian Tribe 27. Habematolel Pomo of Upper Lake Tribe 28. Hoopa Valley Tribe 29. Iipay Nation of Santa Ysabel 30. Jamul Indian Village 31. Kashia Band of Pomo Indians of the Stewarts Point Rancheria 32. La Jolla Band of Luiseno Indians 33. Lone Pine Paiute-Shoshone Tribe 34. Los Coyotes Band of Cahuilla and Cupeno Indians 35. Karuk Tribe 36. Manchester Point Arena Band of Pomo Indians 37. Manzanita Band of Diegueno Mission Indians 38. Mechoopda Indian Tribe 39. Mesa Grande Band of Diegueno Mission Indians 40. Middletown Rancheria of Pomo Indians of California 41. Mooretown Rancheria 42. Morongo Band of Mission Indians 43. North Fork Rancheria of Mono Indians of California 44. Pala Band of Mission Indians 45. Pauma Band of Luiseno Indians 46. Pechanga Band of Luiseno Indians 47. Picayune Rancheria of the Chukchansi Indians 48. Pit River Tribe 49. Quartz Valley Indian Reservation 50. Quechan Tribe of the Fort Yuma Indian Reservation | <ol style="list-style-type: none"> 51. Ramona Band of Cahuilla 52. Redding Rancheria 53. Resighini Rancheria 54. Rincon Band of Luiseno Indians 55. Robinson Rancheria 56. San Manuel Band of Mission Indians 57. San Pasqual Band of Mission Indians 58. Santa Ynez Band of Chumash Indians 59. Scotts Valley Band of Pomo Indians 60. Shingle Springs Band of Miwok Indians 61. Soboba Band of Luiseno Indians 62. Susanville Indian Rancheria 63. Sycuan Band of the Kumeeyaay Nation 64. Table Mountain Rancheria 65. Tachi Yokut Tribe 66. Tolowa Dee-Ni' Nation 67. Torres Martinez Desert Cahuilla Indians 68. Tule River Tribe 69. Tuolumne Band of Me-Wuk Indians 70. Twenty-Nine Palms Band of Mission Indians 71. Viejas Band of Kumeeyaay Indians 72. Washoe Tribe of Nevada and California 73. Wilton Rancheria 74. Wiyot Tribe 75. Yocha Dehe Wintun Nation 76. Yurok Tribe |
|--|---|---|

OPENINGS AND CLOSURES: TRIBAL CASINOS



Casino Closures (n=16)

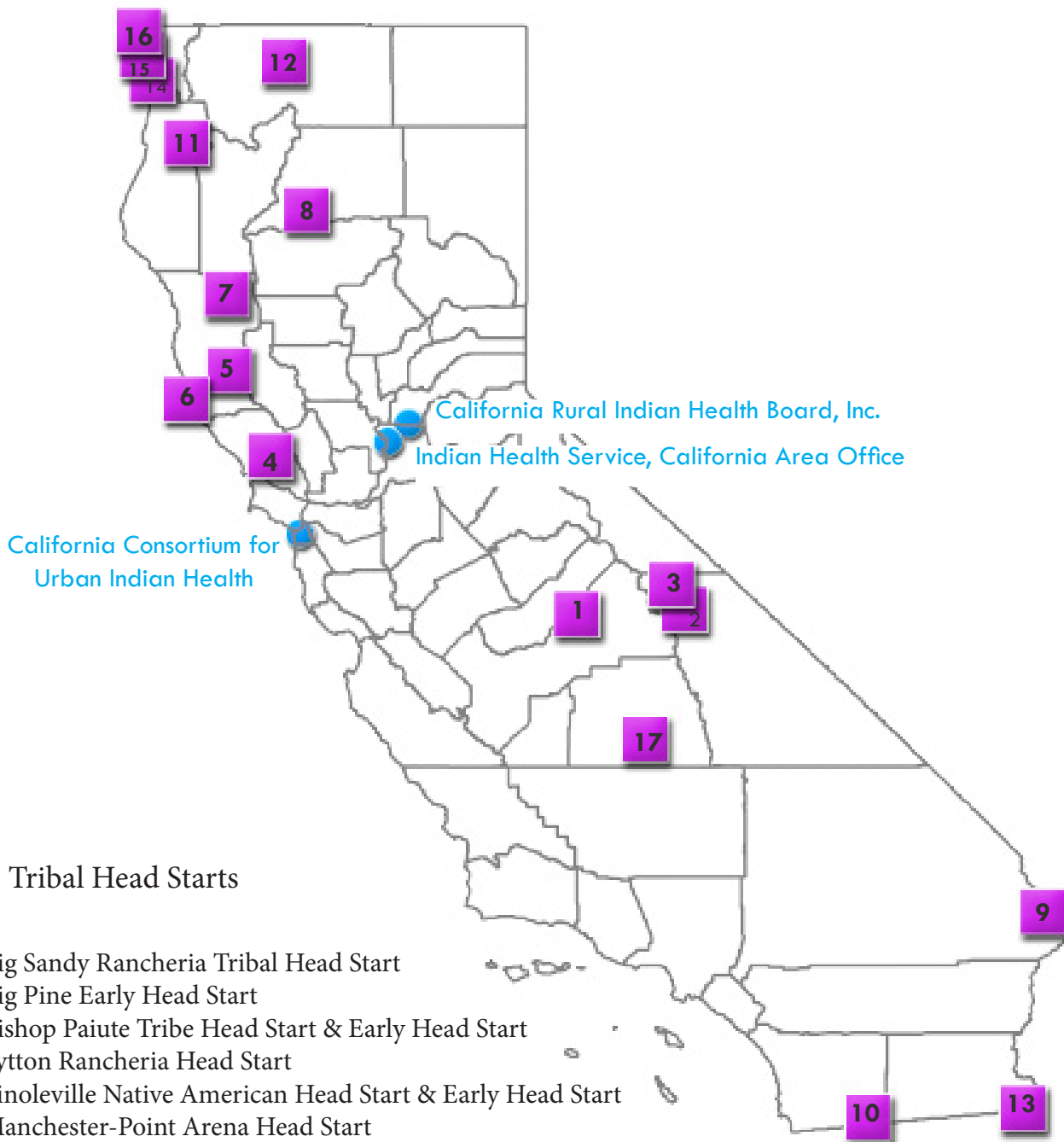
1. Augustine Casino
2. Blue Lake Casino
3. Chumash Casino Resort
4. Eagle Mountain Casino
5. Garcia River Casino
6. Graton Resort & Casino
7. Lucky Bear Casino
8. Pit River Casino
9. Quechan Resort Casino
10. Red Fox Casino
11. River Rock Casino
12. Robinson Rancheria Resort and Casino
13. Running Creek Casino
14. San Pablo Lytton Casino
15. Sherwood Valley Casino
16. Twin Pine Casino

Casino Openings (n=50)

- | | | |
|--|---|---|
| <ol style="list-style-type: none"> 1. Agua Caliente Casino Palm Springs 2. Agua Caliente Resort Casino Spa Rancho Mirage 3. Barona Valley Ranch Resort and Casino 4. Bear River Casino 5. Black Oak Casino 6. Cache Creek Casino Resort 7. Cahuilla Casino 8. Casino Pauma* 9. Cher-Ae Heights Bingo and Casino 10. Chicken Ranch Bingo and Casino 11. Chukchansi Gold Resort & Casino 12. Colusa Casino Resort 13. Coyote Valley Casino 14. Desert Rose Casino 15. Diamond Mountain Casino 16. Elk Valley Casino 17. Fantasy Springs Resort and Casino 18. Feather Falls Casino | <ol style="list-style-type: none"> 19. Gold Country Casino and Hotel 20. Golden Acorn Casino 21. Hard Rock Hotel & Casino Sacramento at Fire Mountain 22. Harrah's Northern California 23. Harrah's Resort Southern California 24. Havasu Landing Resort and Casino 25. Jackson Rancheria Casino 26. Jamul Casino 27. Konocti Vista Casino and Bingo 28. Lucky 7 Casino 29. Mono Wind Casino 30. Morongo Casino, Resort & Spa 31. Paiute Palace Casino 32. Pala Casino Resort and Spa 33. Pechanga Resort and Casino 34. Rain Rock Casino 35. Red Earth Casino | <ol style="list-style-type: none"> 36. Redhawk Casino 37. Redwood Hotel Casino 38. Rolling Hills Casino 39. San Manuel Indian Bingo and Casino 40. Soboba Casino 41. Spotlight 29 Casino 42. Sycuan Resort and Casino 43. Table Mountain Casino 44. Tachi Palace Hotel and Casino 45. Thunder Valley Casino Resort 46. Tortoise Rock Casino 47. Valley View Casino 48. Viejas Casino 49. Winnedumah Winn's Casino 50. Win-River Casino |
|--|---|---|

*Casino restaurants and stores open only. Gaming areas remain closed.

TRIBAL HEAD STARTS CLOSED AS DIRECTED BY LOCAL SCHOOL DISTRICTS OR TRIBAL COUNCIL ORDERS




1. Big Sandy Rancheria Tribal Head Start
2. Big Pine Early Head Start
3. Bishop Paiute Tribe Head Start & Early Head Start
4. Lytton Rancheria Head Start
5. Pinoleville Native American Head Start & Early Head Start
6. Manchester-Point Arena Head Start
7. Round Valley Indian Tribes Head Start
8. Redding Rancheria Head Start
9. Chemehuevi Head Start
10. Campo Kumeyaay Head Start
11. Hoopa Tribal Early Head Start & Head Start
12. Karuk Tribal Head Start
13. Quechan Head Start
14. Yurok Tribe Head Start
15. Elk Valley Rancheria Head Start
16. Howonquet Head Start
17. Tule River Head Start

California Counties COVID-19 Response

Click the color dots
on the map
for county information

[Governor Newsom Issued Statewide
Stay At Home Executive Order
March 19, 2020](#)

[Click here to read the REVISED Executive Order dated May 7, 2020](#)



Emergency Declarations and
Shelter in Place /Safer at Home
Orders or Directives
(7 Counties)



Approved County Variances
(51 Counties)



Please refer to your county's dedicated Coronavirus web page for current information on local orders.

Data is based on official documents, county correspondence with CSAC and media reports.

Links to official documents are provided when available.

Updated 8:55 am
June 8, 2020

