



# CORONAVIRUS DISEASE 2019 (COVID-19) SITUATIONAL REPORT #56 JUNE 1, 2020



## DAILY HIGHLIGHTS

Globally, COVID-19 cases have surpassed 6.06 million with more than 371,000 deaths.

The total number of cases in the U.S. increased from 1,719,827 as reported on Friday 5/29/2020 to 1,787,680 reported today. The number of deaths in the U.S. increased from 101,711 to 104,396.

The California Area Indian Health Service (IHS) has reported that 120 California Tribal or Urban Indian Health Program patients have tested positive for COVID-19 as of 5/30/2020.

Governor Gavin Newsom today issued an executive order extending authorization for local governments to halt evictions for renters impacted by the COVID-19 pandemic, through July 28. Read more about the executive order here: <https://www.gov.ca.gov/2020/05/29/governor-newsom-signs-executive-order-on-actions-in-response-to-covid-19-5-29-20/>

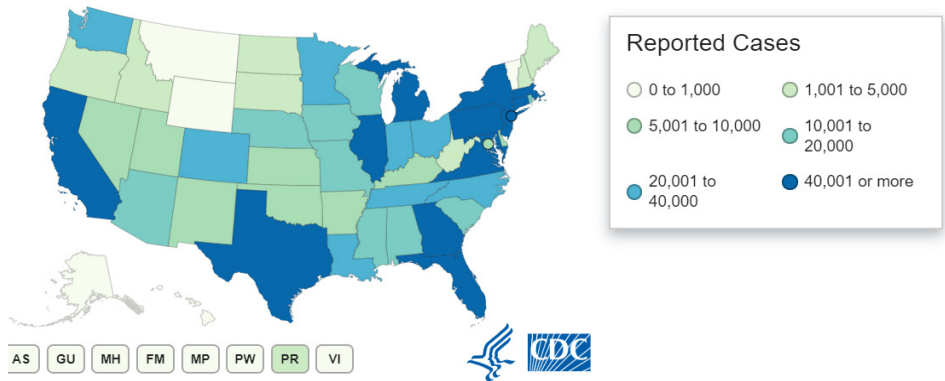
Please join Substance Abuse and Mental Health Services Administration (SAMHSA), Administration for Community Living, Veterans Health Administration, and National Coalition on Mental Health and Aging for the National Older Adult Mental Health Awareness Day 2020 at 10:00 a.m. on Thursday 6/7/2020. The discussion will include ideas to promote connection and recovery for older adults with serious mental illness and substance use disorders during this time. Register here: <https://www.cvent.com/events/national-older-adults-mental-health-awareness-day-2020-combating-social-isolation-for-seniors-during/registration-d01fb4dae7ef4b86ac28a240b5e8262d.aspx?fqp=true>

## UNITED STATES

### COVID-19: U.S. at a Glance\*

- Total cases: 1,787,680
- Total deaths: 104,396
- Jurisdictions reporting cases: 55 (50 states, District of Columbia, Guam, Puerto Rico, the Northern Mariana Islands, and the U.S. Virgin Islands)

\*As of April 14, 2020, CDC case counts and death counts include both confirmed and probable cases and deaths. This change was made to reflect an interim COVID-19 position statement issued by the Council for State and Territorial Epidemiologists on April 5, 2020. The position statement included a case definition and made COVID-19 a nationally notifiable disease. A confirmed case or death is defined by meeting confirmatory laboratory evidence for COVID-19.



A probable case or death is defined by:

- meeting clinical criteria AND epidemiologic evidence with no confirmatory laboratory testing performed for COVID-19; or
- meeting presumptive laboratory evidence AND either clinical criteria OR epidemiologic evidence; or
- meeting vital records criteria with no confirmatory laboratory testing performed for COVID-19.

State and local public health departments are now testing and publicly reporting their cases. In the event of a discrepancy between CDC cases and cases reported by state and local public health officials, data reported by states should be considered the most up to date.

### Public Health Laboratory Testing

As of May 14, the total number of public health laboratories (PHL) that have completed verification and are offering testing is 97. This includes one or more PHL in 50 states plus the District of Columbia, Guam and Puerto Rico. As of May 20, over 12 million tests have been performed nationwide, with 13% of those tests being positive.



# CORONAVIRUS DISEASE 2019 (COVID-19) SITUATIONAL REPORT #56 JUNE 1, 2020



## COVID-19 CASES BY IHS AREA AS OF MAY 30, 2020\*

	NEGATIVE CASES	POSITIVE CASES	TESTED
NAVAJO	19,408	6,085	26,686
ALBUQUERQUE	7,145	725	11,655
OKLAHOMA CITY	14,119	338	15,988
PORTLAND	3,941	314	4,509
PHOENIX	11,704	1,715	14,021
CALIFORNIA	2,300	120	2,967
GREAT PLAINS	7,204	361	7,851
BEMIDJI	4,766	236	6,966
BILLINGS	10,060	228	12,293
NASHVILLE	4,052	693	5,041
ALASKA	15,482	30	19,296
TUCSON	1,197	55	1,431

\*as of 7PM EST May 30, 2020

## CALIFORNIA

As of May 31, 2020, there are a total of 113,006 positive cases and 4,251 deaths in California.

Ages of all confirmed positive cases:

- Age 0-17: 6,488 cases
- Age 18-49: 59,144 cases
- Age 50-64: 26,405 cases
- Age 65 and older: 20,792 cases
- Unknown/Missing: 177 cases

Gender of all confirmed positive cases:

- Female: 55,605 cases
- Male: 56,841 cases
- Unknown: 560 cases

In order to better focus public health resources on the changing needs of California communities, beginning on March 18, the state is no longer collecting information about California travelers returning from countries that have confirmed COVID-19 outbreaks. Community transmission of COVID-19 has been identified in California since late February, and since early March, most of the confirmed cases in the state were not related to travel outside of the United States.

Twenty-two public health labs in California are testing samples for COVID-19. These labs include the California Department of Public Health's Laboratory in Richmond, Alameda, Contra Costa, Humboldt, Long Beach, Los Angeles, Monterey, Napa-Solano-Yolo-Marin (located in Solano), Orange, Riverside, Sacramento, San Bernardino, San Diego, San Francisco, San Joaquin, San Luis Obispo, San Mateo, Santa Clara, Shasta, Sonoma, Tulare and Ventura County public health laboratories. The Richmond Laboratory will provide diagnostic testing within a 48-hour turnaround time. This means California public health officials will get test results sooner, so that patients will get the best care.

## INDIAN HEALTH SERVICE CALIFORNIA AREA

2,967 Tribal or Urban Indian Health Program patients in the California Area have been tested for COVID-19 as of 5/30/2020.

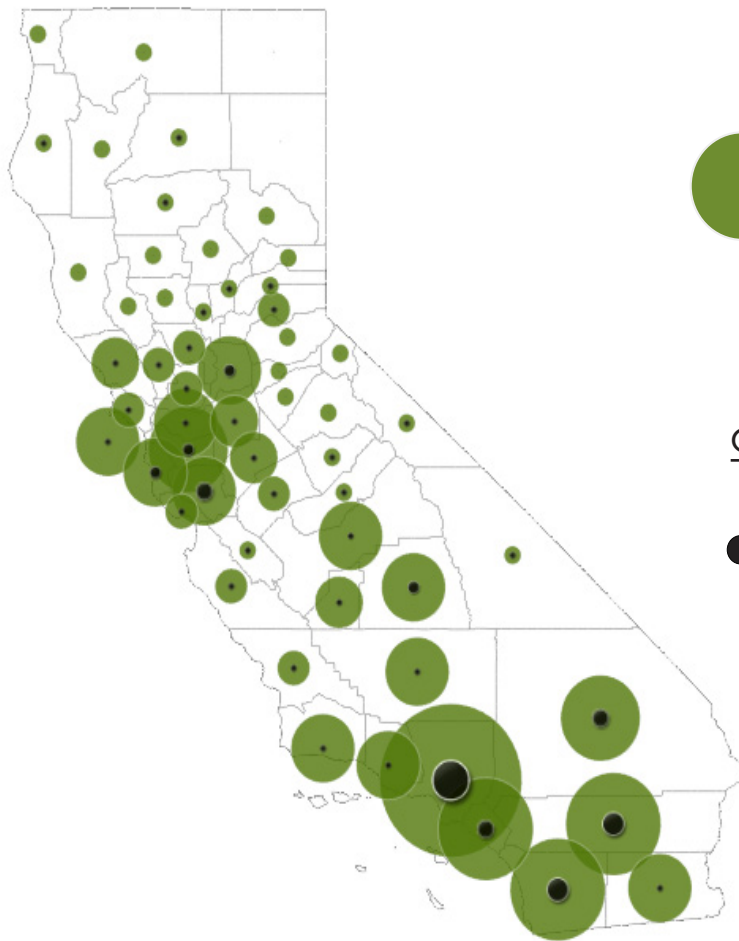
Of these, 120 patients have tested positive for COVID-19 and 2,300 have tested negative for COVID-19.

If you have any questions or concerns please contact:

Vanesscia Cresci at [vcresci@crihb.org](mailto:vcresci@crihb.org) or Aurimar Ayala at [aayala@crihb.org](mailto:aayala@crihb.org)

CONFIRMED CASES AND DEATHS BY COUNTY

CURRENT AS OF June 1, 2020



Counties with most reported cases

Los Angeles	54,925
Riverside	7,704
San Diego	7,483
Orange	6,532
San Bernardino	5,185

Counties with most reported deaths

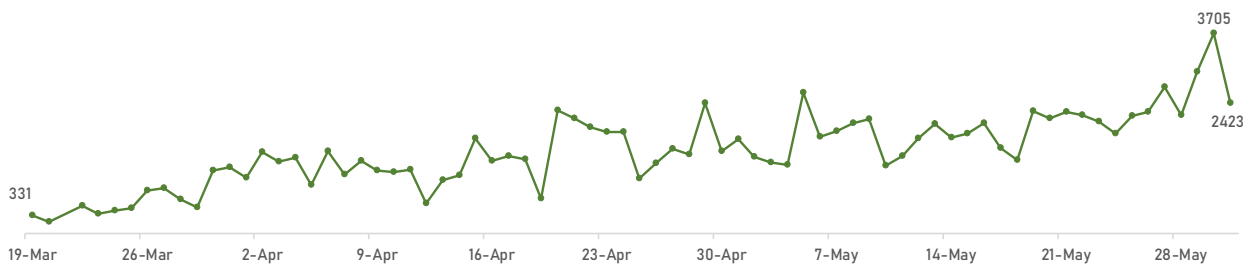
Los Angeles	2,362
Riverside	344
San Diego	312
San Bernardino	204
Orange	147

Source: CDPH

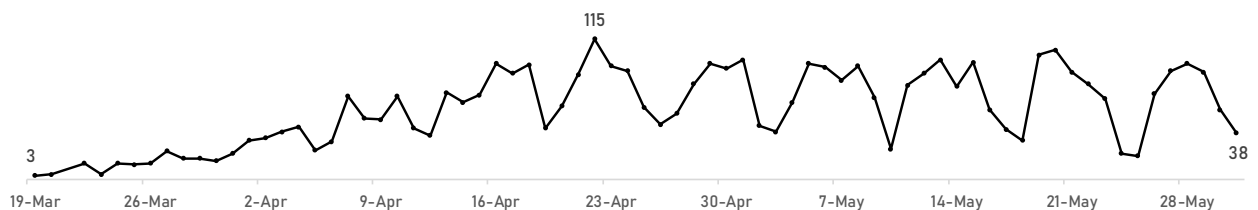
**113,006** Cases  
in California

**4,251** Deaths  
in California

New Confirmed Cases in California by Date of Lab Confirmation

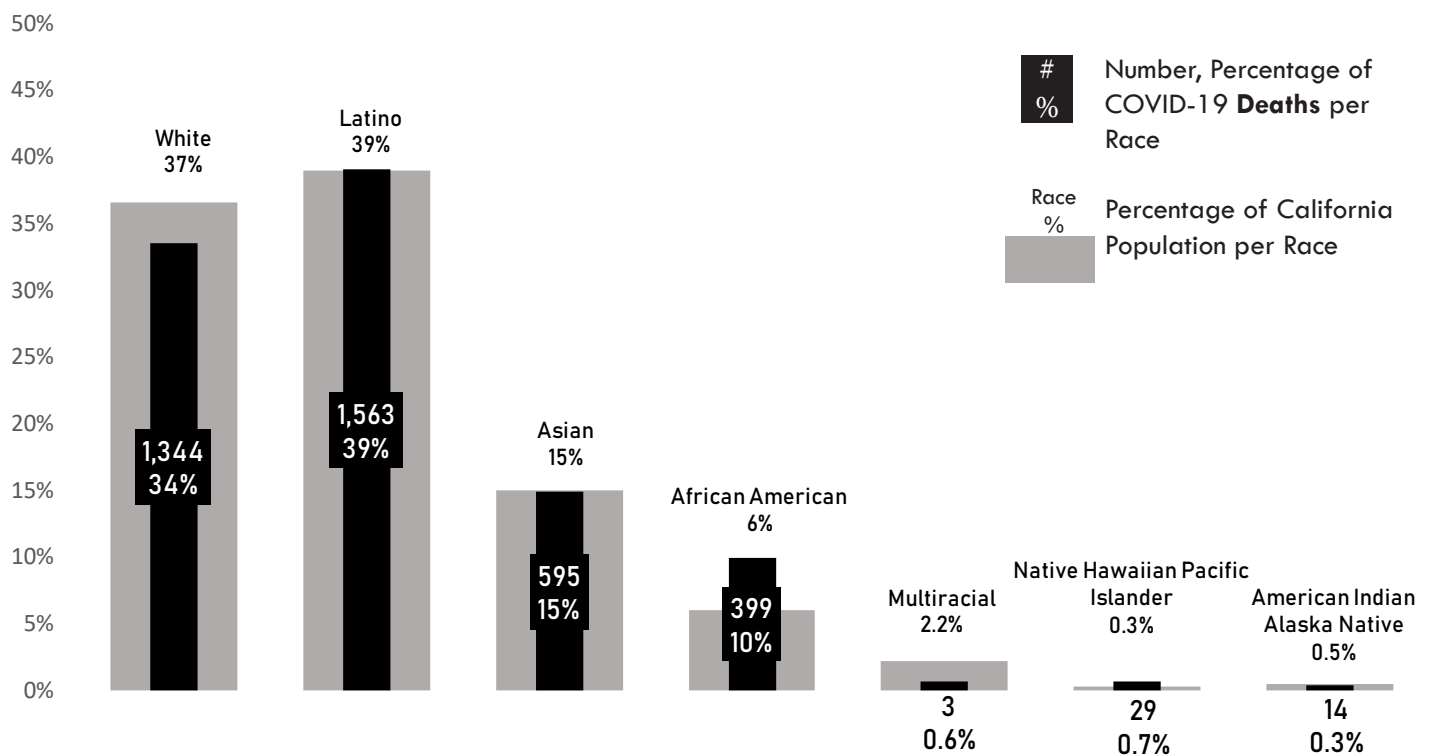
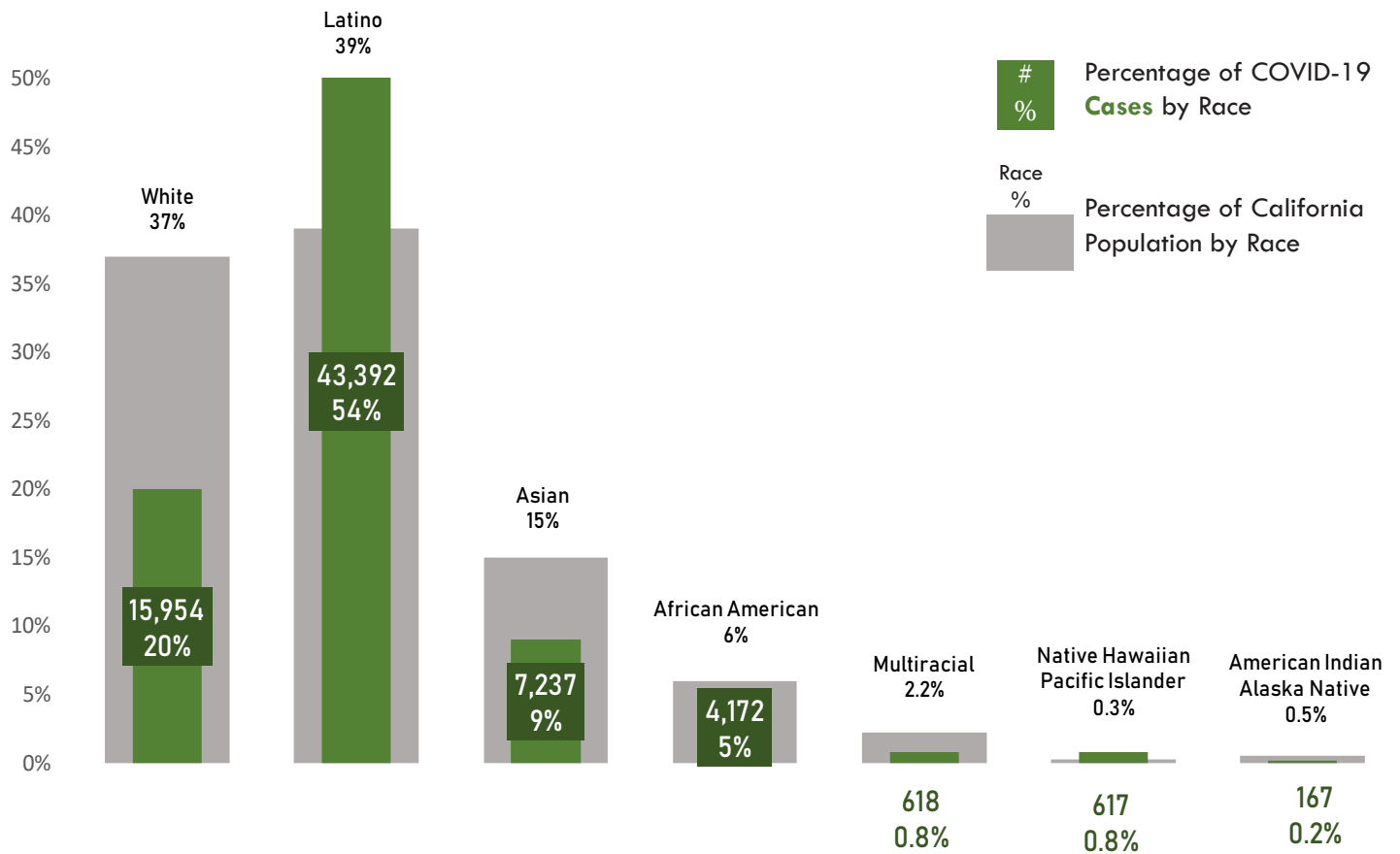


New Confirmed Deaths in California by Date



## RACIAL DISTRIBUTION OF CONFIRMED COVID-19 CASES AND DEATHS IN CALIFORNIA

American Indians and Alaska Natives account for 0.5% percent of the population, **0.2% of COVID-19 cases**, and **0.4% of deaths** in California. These include **167 cases** and **14 deaths** among American Indian and Alaska Native people in California.



29% of cases and 2% of deaths are of unknown race/ethnicity. As of 5/31/2020. Source: CDPH

## CHARACTERISTICS OF CALIFORNIA COVID-19 POSITIVE CASES

In California:

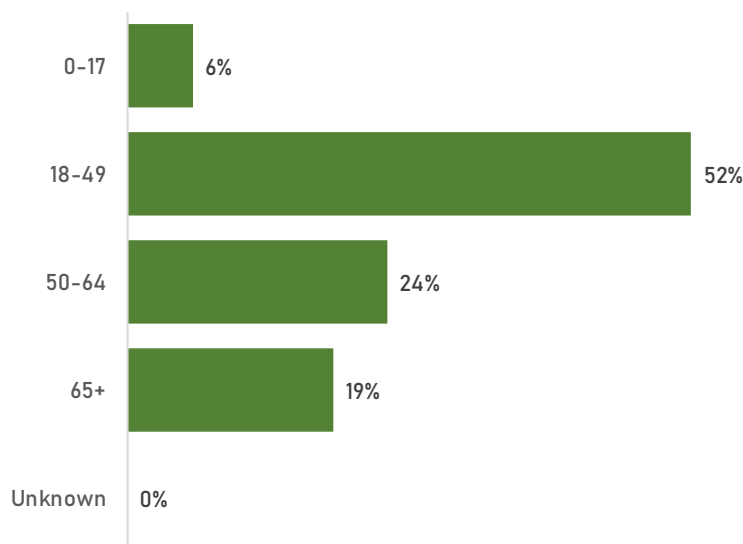
**2.6%** of confirmed cases have been admitted to a hospital

**0.9%** of confirmed cases have been admitted to an Intensive Care Unit

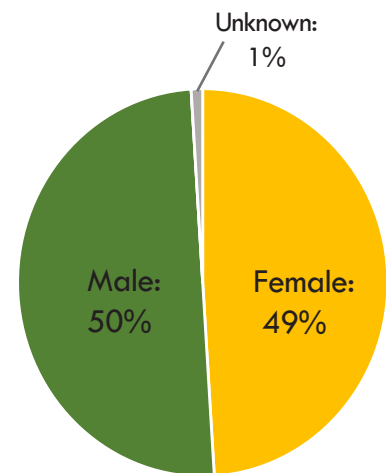
**3.8%** of cases have died

As of 5/31/2020. Source: CDPH

Positive Cases by Age Group



Positive Cases by Gender



Note: Percentages may not add up to 100% due to rounding.

As of 5/31/2020. Source: CDPH

### Racial disparities:

- For all adults ages 18+, Latinos, African Americans, and Native Hawaiians and Pacific Islanders are dying at disproportionately high rates.
- For Native Hawaiians and Pacific Islanders, overall numbers are low, but the proportion of COVID-19 deaths is nearly 3 times their population representation.

Source: CDPH

# TRIBAL STATE OF EMERGENCY AND SHELTER IN PLACE DECLARATIONS



Tribes do not need to issue a state of emergency to access FEMA resources.



## Tribes Issuing Shelter in Place Order

- 28. Hoopa Valley Tribe
- 68. Tule River Tribe
- 74. Wiyot Tribe



## Emergency Declarations (n=76)

- |  |   |   |
|--|---|---|
| <ol style="list-style-type: none"> <li>1. Agua Caliente Band of Cahuilla Indians</li> <li>2. Augustine Band of Cahuilla Indians</li> <li>3. Barona Band of Mission Indians</li> <li>4. Bear River Band of Rohnerville Rancheria</li> <li>5. Berry Creek Rancheria of Maidu Indians of California</li> <li>6. Big Lagoon Rancheria</li> <li>7. Big Pine Paiute Tribe</li> <li>8. Big Valley Band of Pomo Indians</li> <li>9. Bishop Paiute Tribe</li> <li>10. Blue Lake Rancheria</li> <li>11. Buena Vista Rancheria</li> <li>12. Cabazon Band of Mission Indians</li> <li>13. Cachil DeHe Band of Wintun Indians of the Colusa Indian Community</li> <li>14. Cahto Tribe</li> <li>15. Cahuilla Band of Indians</li> <li>16. Chemehuevi Indian Tribe</li> <li>17. Cher-Ae Heights Indian Community of the Trinidad Rancheria</li> <li>18. Chicken Ranch Rancheria of Me-Wuk Indians of California</li> <li>19. Colorado River Indian Tribes</li> <li>20. Coyote Valley Band of Pomo Indians</li> <li>21. Dry Creek Rancheria Band of Pomo Indians</li> <li>22. Elk Valley Rancheria</li> <li>23. Enterprise Rancheria</li> <li>24. Fort Bidwell Indian Community of the Fort Bidwell Reservation of CA</li> </ol> | <ol style="list-style-type: none"> <li>25. Fort Independence Indian Community of Paiute Indians of the Fort Independence Reservation</li> <li>26. Fort Mojave Indian Tribe</li> <li>27. Habematolel Pomo of Upper Lake Tribe</li> <li>28. Hoopa Valley Tribe</li> <li>29. Iipay Nation of Santa Ysabel</li> <li>30. Jamul Indian Village</li> <li>31. Kashia Band of Pomo Indians of the Stewarts Point Rancheria</li> <li>32. La Jolla Band of Luiseno Indians</li> <li>33. Lone Pine Paiute-Shoshone Tribe</li> <li>34. Los Coyotes Band of Cahuilla and Cupeno Indians</li> <li>35. Karuk Tribe</li> <li>36. Manchester Point Arena Band of Pomo Indians</li> <li>37. Manzanita Band of Diegueno Mission Indians</li> <li>38. Mechoopda Indian Tribe</li> <li>39. Mesa Grande Band of Diegueno Mission Indians</li> <li>40. Middletown Rancheria of Pomo Indians of California</li> <li>41. Mooretown Rancheria</li> <li>42. Morongo Band of Mission Indians</li> <li>43. North Fork Rancheria of Mono Indians of California</li> <li>44. Pala Band of Mission Indians</li> <li>45. Pauma Band of Luiseno Indians</li> <li>46. Pechanga Band of Luiseno Indians</li> <li>47. Picayune Rancheria of the Chukchansi Indians</li> <li>48. Pit River Tribe</li> <li>49. Quartz Valley Indian Reservation</li> <li>50. Quechan Tribe of the Fort Yuma Indian Reservation</li> </ol> | <ol style="list-style-type: none"> <li>51. Ramona Band of Cahuilla</li> <li>52. Redding Rancheria</li> <li>53. Resighini Rancheria</li> <li>54. Rincon Band of Luiseno Indians</li> <li>55. Robinson Rancheria</li> <li>56. San Manuel Band of Mission Indians</li> <li>57. San Pasqual Band of Mission Indians</li> <li>58. Santa Ynez Band of Chumash Indians</li> <li>59. Scotts Valley Band of Pomo Indians</li> <li>60. Shingle Springs Band of Miwok Indians</li> <li>61. Soboba Band of Luiseno Indians</li> <li>62. Susanville Indian Rancheria</li> <li>63. Sycuan Band of the Kumeeyaay Nation</li> <li>64. Table Mountain Rancheria</li> <li>65. Tachi Yokut Tribe</li> <li>66. Tolowa Dee-Ni' Nation</li> <li>67. Torres Martinez Desert Cahuilla Indians</li> <li>68. Tule River Tribe</li> <li>69. Tuolumne Band of Me-Wuk Indians</li> <li>70. Twenty-Nine Palms Band of Mission Indians</li> <li>71. Viejas Band of Kumeeyaay Indians</li> <li>72. Washoe Tribe of Nevada and California</li> <li>73. Wilton Rancheria</li> <li>74. Wiyot Tribe</li> <li>75. Yocha Dehe Wintun Nation</li> <li>76. Yurok Tribe</li> </ol> |
|--|---|---|

# OPENINGS AND CLOSURES: TRIBAL CASINOS



## Casino Closures (n=25)

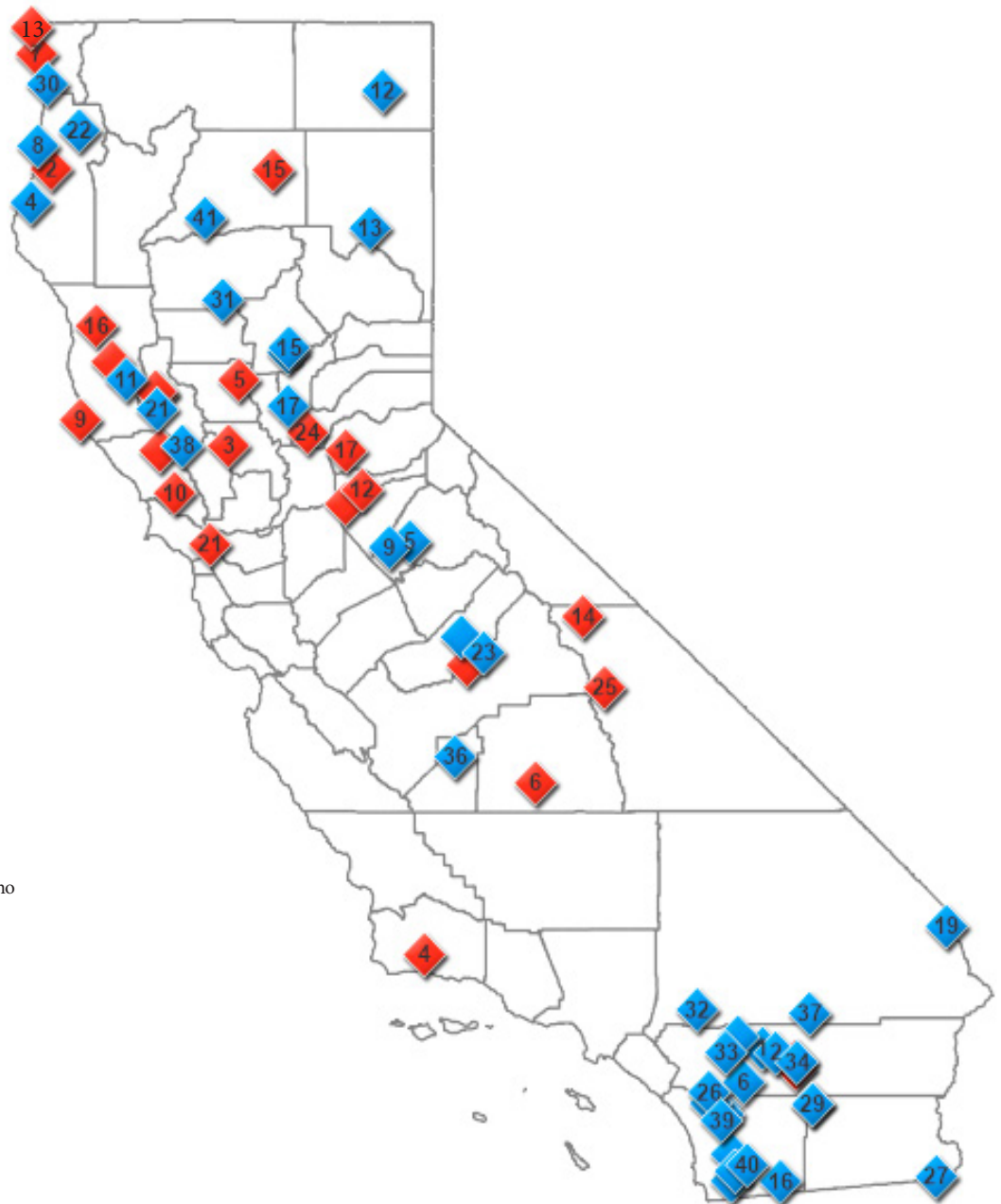
1. Augustine Casino
2. Blue Lake Casino
3. Cache Creek Casino Resort
4. Chumash Casino Resort
5. Colusa Casino Resort
6. Eagle Mountain Casino
7. Elk Valley Casino
8. Fantasy Springs Resort and Casino
9. Garcia River Casino
10. Graton Resort & Casino
11. Harrah's Northern California
12. Jackson Rancheria Casino
13. Lucky Bear Casino
14. Paiute Palace Casino
15. Pit River Casino
16. Red Fox Casino
17. Redhawk Casino
18. River Rock Casino
19. Robinson Rancheria Resort and Casino
20. Running Creek Casino
21. San Pablo Lytton Casino
22. Sherwood Valley Casino
23. Table Mountain Casino
24. Thunder Valley Casino Resort
25. Winnemumah Winn's Casino



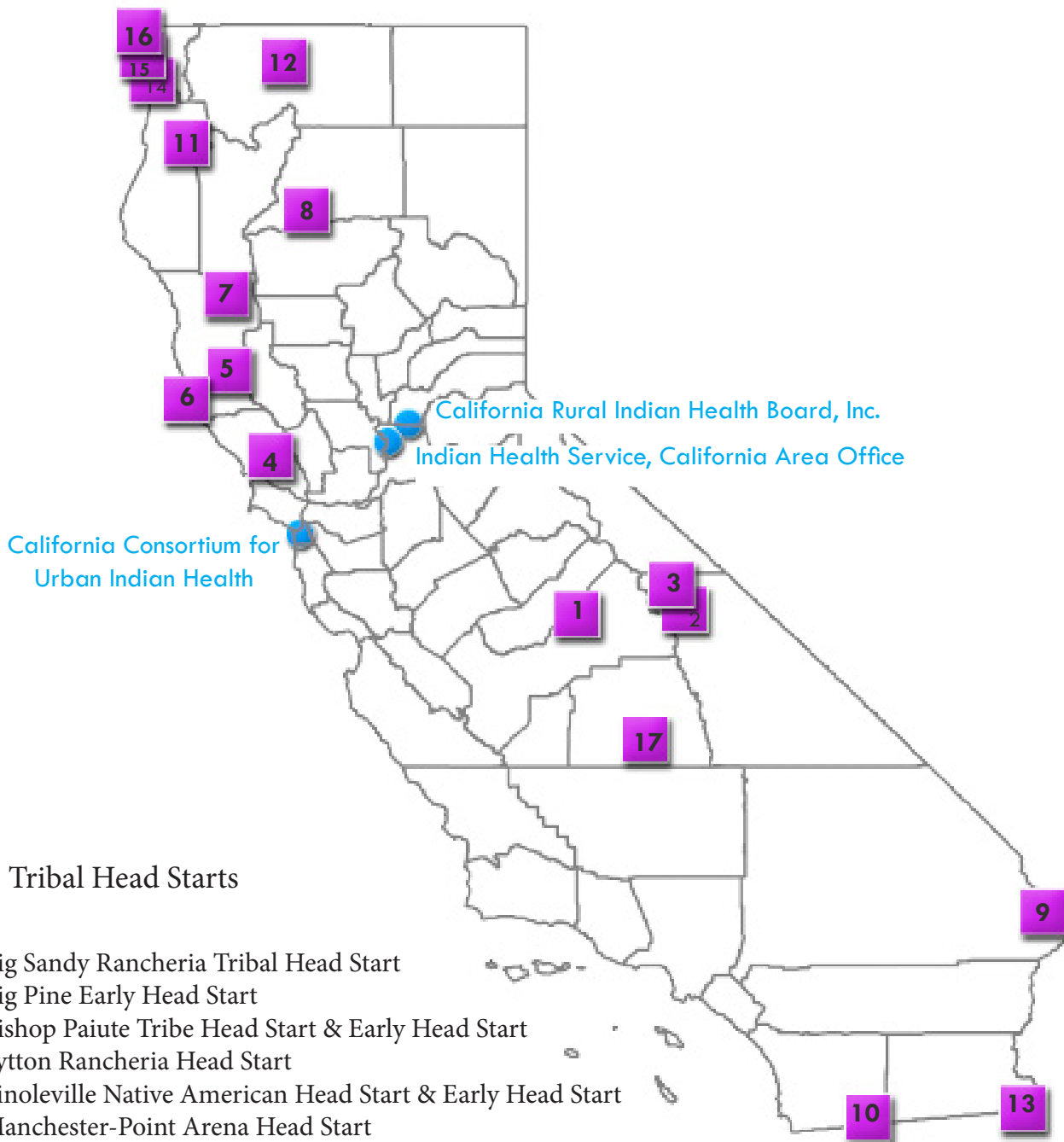
## Casino Openings (n=41)

- |  |  |  |
|--|--|--|
| 1. Agua Caliente Casino Palm Springs             | 16. Golden Acorn Casino                                  | 30. Redwood Hotel Casino               |
| 2. Agua Caliente Resort Casino Spa Rancho Mirage | 17. Hard Rock Hotel & Casino Sacramento at Fire Mountain | 31. Rolling Hills Casino               |
| 3. Barona Valley Ranch Resort and Casino         | 18. Harrah's Resort Southern California                  | 32. San Manuel Indian Bingo and Casino |
| 4. Bear River Casino                             | 19. Havasu Landing Resort and Casino*                    | 33. Soboba Casino                      |
| 5. Black Oak Casino                              | 20. Jamul Casino   | 34. Spotlight 29 Casino                |
| 6. Cahuilla Casino                               | 21. Lucky Bear Casino                                    | 35. Sycuan Resort and Casino           |
| 7. Casino Pauma*                                 | 22. Konocti Vista Casino and Bingo                       | 36. Tachi Palace Hotel and Casino      |
| 8. Cher-Ae Heights Bingo and Casino              | 23. Mono Wind Casino                                     | 37. Tortoise Rock Casino               |
| 9. Chicken Ranch Bingo and Casino                | 24. Morongo Casino, Resort & Spa                         | 38. Twin Pine Casino*                  |
| 10. Chukchansi Gold Resort & Casino              | 25. Pala Casino Resort and Spa                           | 39. Valley View Casino                 |
| 11. Coyote Valley Casino                         | 26. Pechanga Resort and Casino                           | 40. Viejas Casino                      |
| 12. Desert Rose Casino                           | 27. Quechan Resort Casino*                               | 41. Win-River Casino                   |
| 13. Diamond Mountain Casino                      | 28. Rain Rock Casino                                     |  |
| 14. Feather Falls Casino                         | 29. Red Earth Casino                                     |  |

\*Casino restaurants and stores open only. Gaming areas remain closed.



# TRIBAL HEAD STARTS CLOSED AS DIRECTED BY LOCAL SCHOOL DISTRICTS OR TRIBAL COUNCIL ORDERS



1. Big Sandy Rancheria Tribal Head Start
2. Big Pine Early Head Start
3. Bishop Paiute Tribe Head Start & Early Head Start
4. Lytton Rancheria Head Start
5. Pinoleville Native American Head Start & Early Head Start
6. Manchester-Point Arena Head Start
7. Round Valley Indian Tribes Head Start
8. Redding Rancheria Head Start
9. Chemehuevi Head Start
10. Campo Kumeyaay Head Start
11. Hoopa Tribal Early Head Start & Head Start
12. Karuk Tribal Head Start
13. Quechan Head Start
14. Yurok Tribe Head Start
15. Elk Valley Rancheria Head Start
16. Howonquet Head Start
17. Tule River Head Start




# California Counties COVID-19 Response

Click the color dots  
on the map  
for county information

[Governor Newsom Issued Statewide  
Stay At Home Executive Order  
March 19, 2020](#)

[Click here to read the REVISED Executive Order dated May 7, 2020](#)



Emergency Declarations and  
Shelter in Place /Safer at Home  
Orders or Directives  
(7 Counties)



Approved County Variances  
(51 Counties)



Please refer to your county's dedicated Coronavirus web page for current information on local orders.

Data is based on official documents, county correspondence with CSAC and media reports.

Links to official documents are provided when available.

Updated 8:30 am  
June 1, 2020

