



CORONAVIRUS DISEASE 2019 (COVID-19) SITUATIONAL REPORT #55 MAY 29, 2020



DAILY HIGHLIGHTS

Globally, COVID-19 cases have surpassed 5.70 million with more than 357,000 deaths.

The total number of cases in the U.S. increased from 1,698,523 as reported on Thursday 5/28/2020 to 1,719,827 reported today. The number of deaths in the U.S. increased from 100,446 to 101,711.

The California Area Indian Health Service (IHS) has reported that 117 California Tribal or Urban Indian Health Program patients have tested positive for COVID-19 as of 5/27/2020.

The California Department of Public Health has issued Guidance for Cooling Centers to support a safe, clean environment for members of the public and workers at Cooling Center facilities.

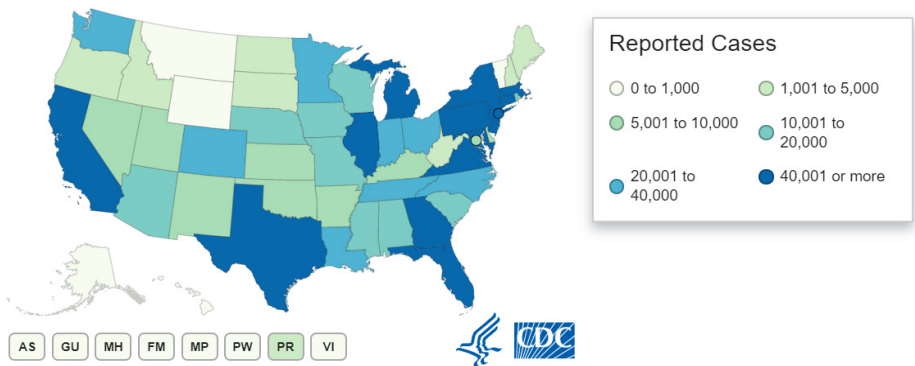
Please join Substance Abuse and Mental Health Services Administration (SAMHSA), Administration for Community Living, Veterans Health Administration, and National Coalition on Mental Health and Aging for the National Older Adult Mental Health Awareness Day 2020 at 10:00 a.m. on Thursday 6/7/2020. The discussion will include ideas to promote connection and recovery for older adults with serious mental illness and substance use disorders during this time. Register here: <https://www.cvent.com/events/national-older-adults-mental-health-awareness-day-2020-combating-social-isolation-for-seniors-during/registration-d01fb4dae7ef4b86ac28a240b5e8262d.aspx?fqp=true>

UNITED STATES

COVID-19: U.S. at a Glance*

- Total cases: 1,719,827
- Total deaths: 101,711
- Jurisdictions reporting cases: 55 (50 states, District of Columbia, Guam, Puerto Rico, the Northern Mariana Islands, and the U.S. Virgin Islands)

*As of April 14, 2020, CDC case counts and death counts include both confirmed and probable cases and deaths. This change was made to reflect an interim COVID-19 position statement issued by the Council for State and Territorial Epidemiologists on April 5, 2020. The position statement included a case definition and made COVID-19 a nationally notifiable disease. A confirmed case or death is defined by meeting confirmatory laboratory evidence for COVID-19.



A probable case or death is defined by:

- meeting clinical criteria AND epidemiologic evidence with no confirmatory laboratory testing performed for COVID-19; or
- meeting presumptive laboratory evidence AND either clinical criteria OR epidemiologic evidence; or
- meeting vital records criteria with no confirmatory laboratory testing performed for COVID-19.

State and local public health departments are now testing and publicly reporting their cases. In the event of a discrepancy between CDC cases and cases reported by state and local public health officials, data reported by states should be considered the most up to date.

Public Health Laboratory Testing

As of May 14, the total number of public health laboratories (PHL) that have completed verification and are offering testing is 97. This includes one or more PHL in 50 states plus the District of Columbia, Guam and Puerto Rico. As of May 20, over 12 million tests have been performed nationwide, with 13% of those tests being positive.



CORONAVIRUS DISEASE 2019 (COVID-19) SITUATIONAL REPORT #55 MAY 29, 2020



COVID-19 CASES BY IHS AREA AS OF MAY 27, 2020*

	NEGATIVE CASES	POSITIVE CASES	TESTED
NAVAJO	17,865	5,528	24,739
ALBUQUERQUE	6,680	710	11,918
OKLAHOMA CITY	13,606	324	15,329
PORTLAND	3,770	296	4,294
PHOENIX	9,862	1,506	11,989
CALIFORNIA	2,209	117	2,844
GREAT PLAINS	6,170	296	6,504
BEMIDJI	3,993	230	5,959
BILLINGS	9,950	202	10,564
NASHVILLE	3,880	605	4,669
ALASKA	14,816	30	18,387
TUCSON	1,125	53	1,261

*as of 7PM EST May 27, 2020

CALIFORNIA

As of May 28, 2020, there are a total of 103,886 positive cases and 4,068 deaths in California.

Ages of all confirmed positive cases:

- Age 0-17: 5,542 cases
- Age 18-49: 53,795 cases
- Age 50-64: 24,617 cases
- Age 65 and older: 19,773 cases
- Unknown/Missing: 159 cases

Gender of all confirmed positive cases:

- Female: 51,169 cases
- Male: 52,177 cases
- Unknown: 540 cases

In order to better focus public health resources on the changing needs of California communities, beginning on March 18, the state is no longer collecting information about California travelers returning from countries that have confirmed COVID-19 outbreaks. Community transmission of COVID-19 has been identified in California since late February, and since early March, most of the confirmed cases in the state were not related to travel outside of the United States.

Twenty-two public health labs in California are testing samples for COVID-19. These labs include the California Department of Public Health's Laboratory in Richmond, Alameda, Contra Costa, Humboldt, Long Beach, Los Angeles, Monterey, Napa-Solano-Yolo-Marin (located in Solano), Orange, Riverside, Sacramento, San Bernardino, San Diego, San Francisco, San Joaquin, San Luis Obispo, San Mateo, Santa Clara, Shasta, Sonoma, Tulare and Ventura County public health laboratories. The Richmond Laboratory will provide diagnostic testing within a 48-hour turnaround time. This means California public health officials will get test results sooner, so that patients will get the best care.

INDIAN HEALTH SERVICE CALIFORNIA AREA

2,844 Tribal or Urban Indian Health Program patients in the California Area have been tested for COVID-19 as of 5/27/2020.

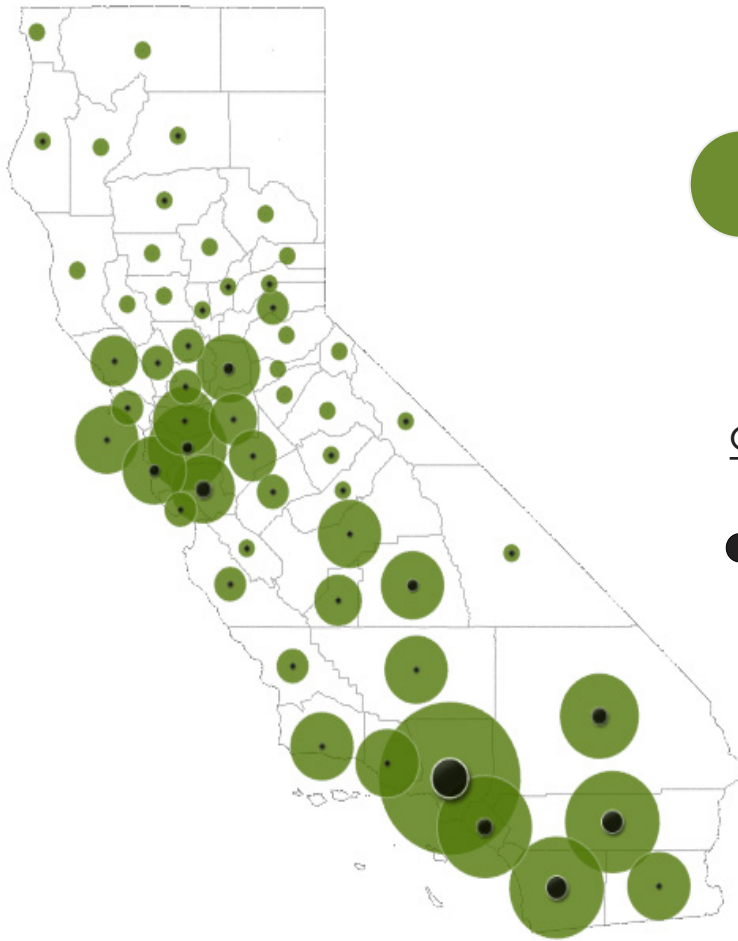
Of these, 117 patients have tested positive for COVID-19 and 2,209 have tested negative for COVID-19.

If you have any questions or concerns please contact:

Vanesscia Cresci at vcresci@crihb.org or Aurimar Ayala at aayala@crihb.org

CONFIRMED CASES AND DEATHS BY COUNTY

CURRENT AS OF May 29, 2020



Counties with most reported cases

Los Angeles	49,861
Riverside	7,240
San Diego	7,102
Orange	6,045
San Bernardino	4,831

Counties with most reported deaths

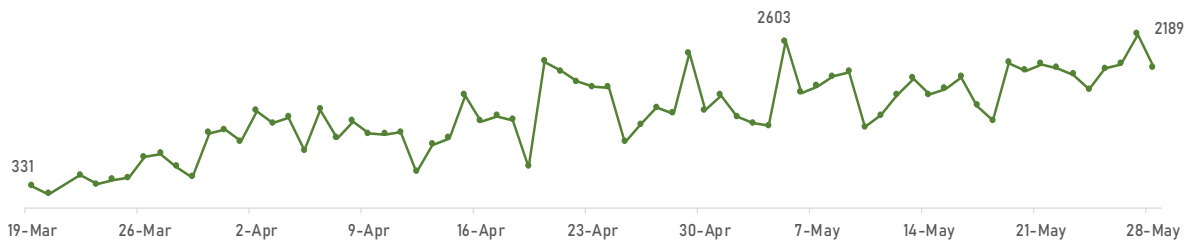
Los Angeles	2,241
Riverside	331
San Diego	307
San Bernardino	190
Santa Clara	141

Source: CDPH

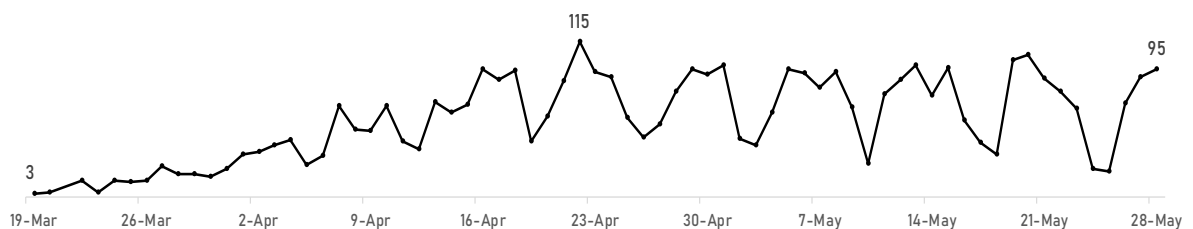
103,886 Cases
in California

4,068 Deaths
in California

New Confirmed Cases in California by Date of Lab Confirmation



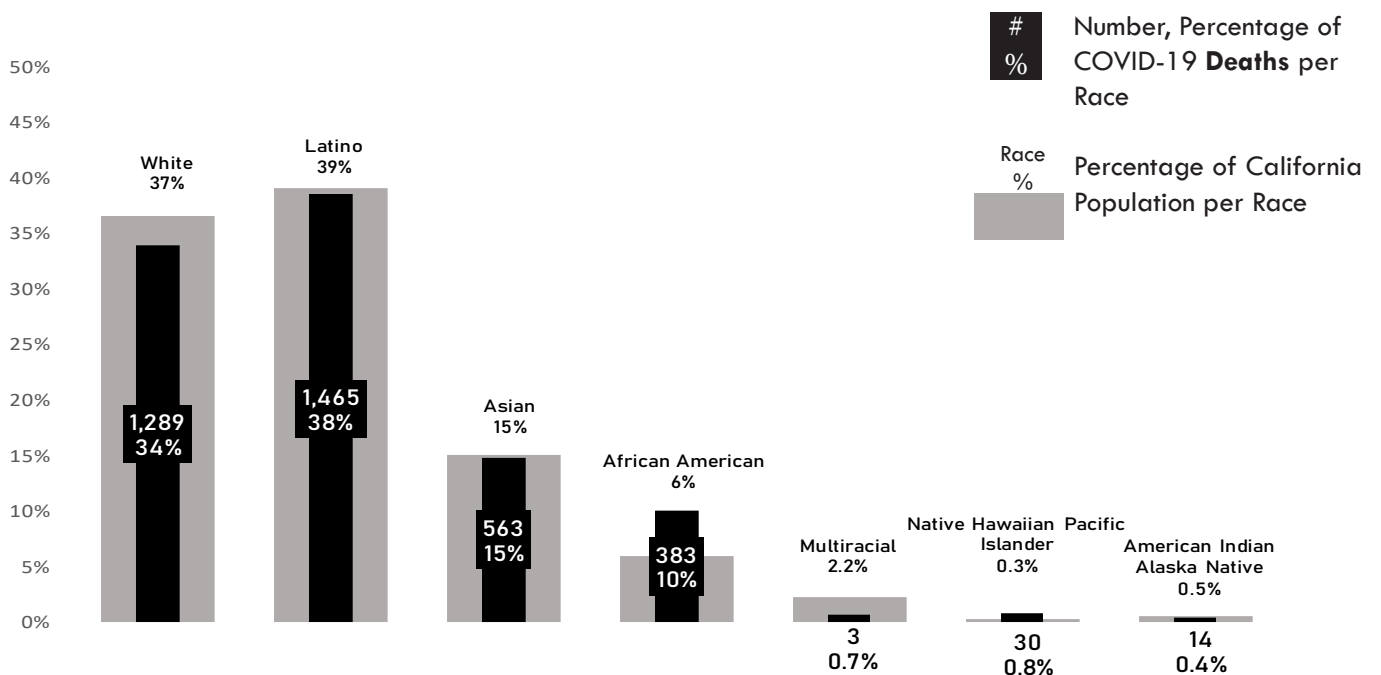
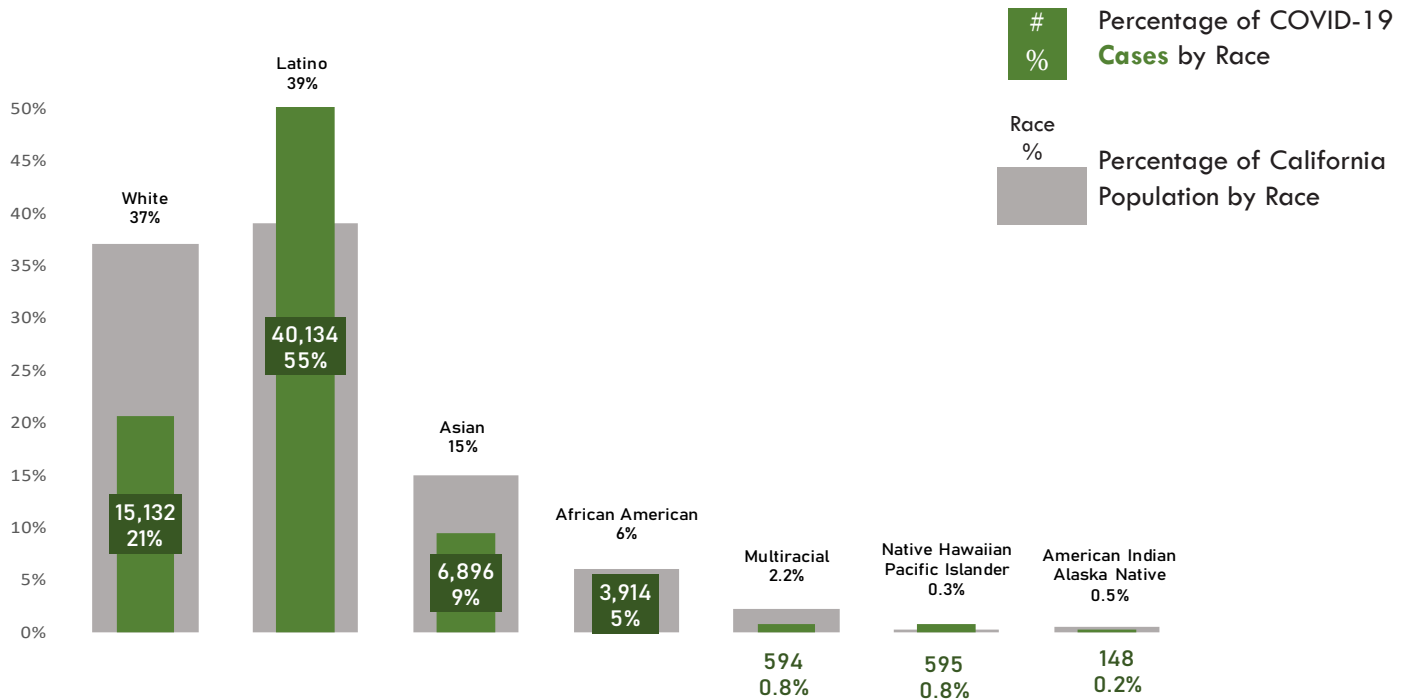
New Confirmed Deaths in California by Date



As of 5/28/2020. Source: CDPH

RACIAL DISTRIBUTION OF CONFIRMED COVID-19 CASES AND DEATHS IN CALIFORNIA

American Indians and Alaska Natives account for 0.5% percent of the population, **0.2% of COVID-19 cases**, and **0.4% of deaths** in California. These include **148 cases** and **14 deaths** among American Indian and Alaska Native people in California.



29% of cases and 2% of deaths are of unknown race/ethnicity. As of 5/28/2020. Source: CDPH

CHARACTERISTICS OF CALIFORNIA COVID-19 POSITIVE CASES

In California:

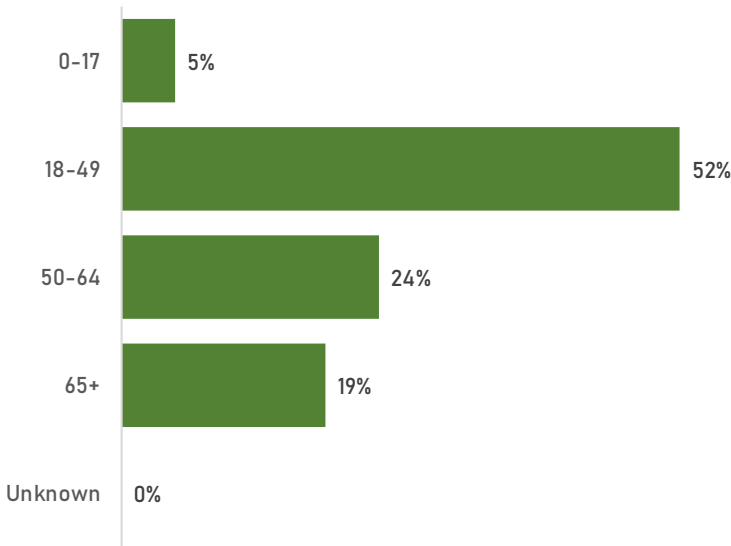
2.9% of confirmed cases have been admitted to a hospital

1.0% of confirmed cases have been admitted to an Intensive Care Unit

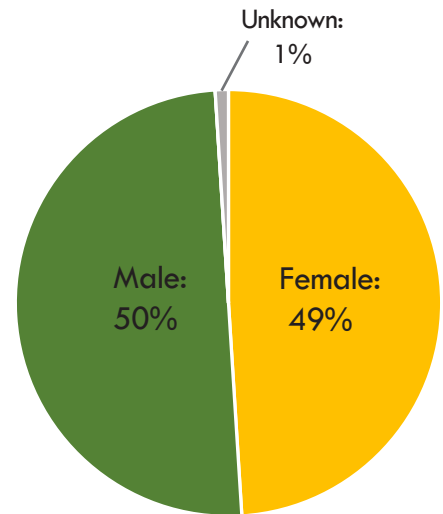
3.9% of cases have died

As of 5/28/2020. Source: CDPH

Positive Cases by Age Group



Positive Cases by Gender



Note: Percentages may not add up to 100% due to rounding.

As of 5/28/2020. Source: CDPH

Racial disparities:

- For all adults ages 18+, Latinos, African Americans, and Native Hawaiians and Pacific Islanders are dying at disproportionately high rates.
- For Native Hawaiians and Pacific Islanders, overall numbers are low, but the proportion of COVID-19 deaths is nearly 3 times their population representation.

Source: CDPH

TRIBAL STATE OF EMERGENCY AND SHELTER IN PLACE DECLARATIONS



Tribes do not need to issue a state of emergency to access FEMA resources.



Tribes Issuing Shelter in Place Order

- 28. Hoopa Valley Tribe
- 68. Tule River Tribe
- 74. Wiyot Tribe



Emergency Declarations (n=76)

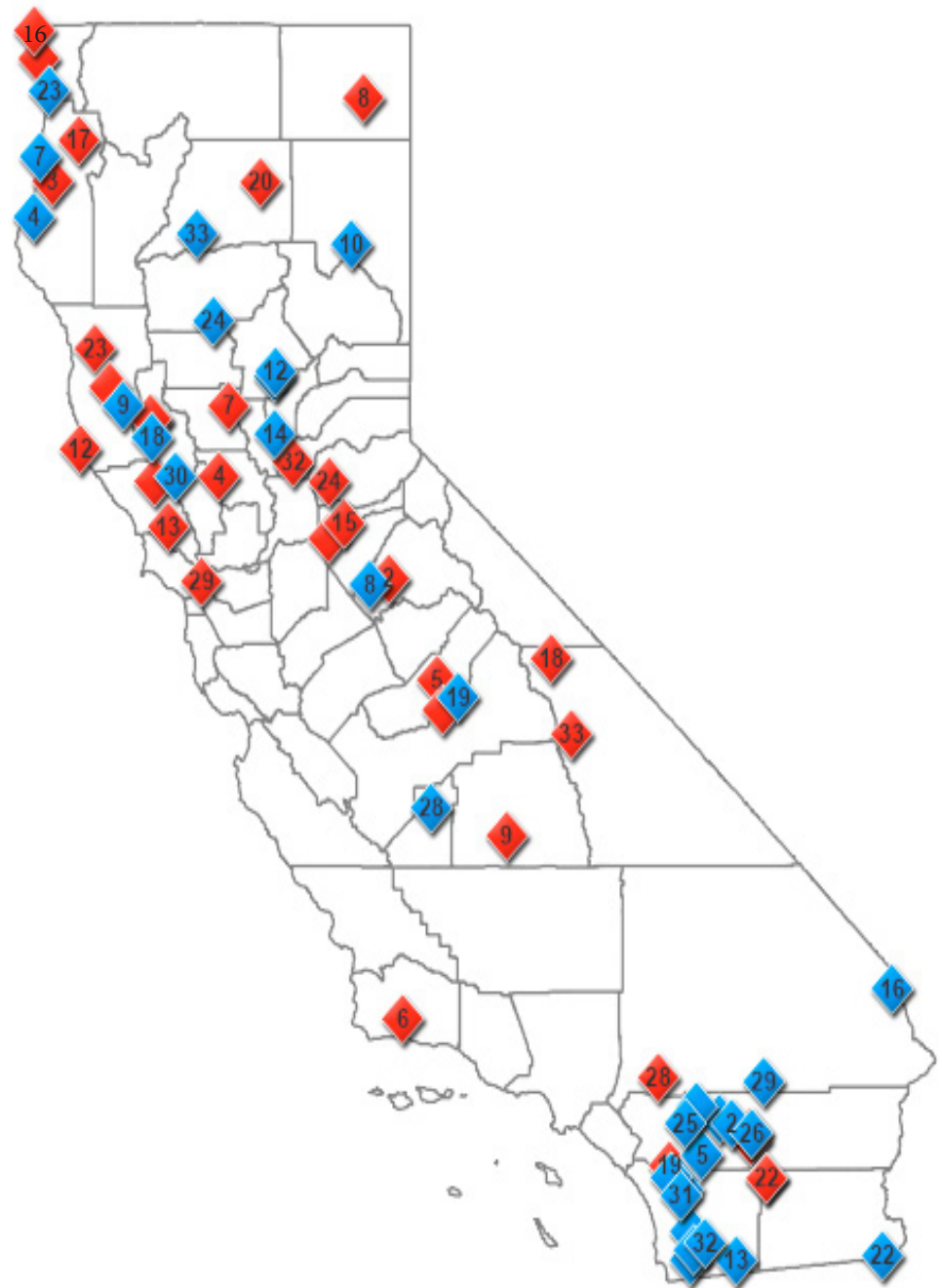
- | | | |
|---|---|---|
| 1. Agua Caliente Band of Cahuilla Indians | 25. Fort Independence Indian Community of Paiute Indians of the Fort Independence Reservation | 51. Ramona Band of Cahuilla |
| 2. Augustine Band of Cahuilla Indians | 26. Fort Mojave Indian Tribe | 52. Redding Rancheria |
| 3. Barona Band of Mission Indians | 27. Habematolel Pomo of Upper Lake Tribe | 53. Resighini Rancheria |
| 4. Bear River Band of Rohnerville Rancheria | 28. Hoopa Valley Tribe | 54. Rincon Band of Luiseno Indians |
| 5. Berry Creek Rancheria of Maidu Indians of California | 29. Iipay Nation of Santa Ysabel | 55. Robinson Rancheria |
| 6. Big Lagoon Rancheria | 30. Jamul Indian Village | 56. San Manuel Band of Mission Indians |
| 7. Big Pine Paiute Tribe | 31. Kashia Band of Pomo Indians of the Stewarts Point Rancheria | 57. San Pasqual Band of Mission Indians |
| 8. Big Valley Band of Pomo Indians | 32. La Jolla Band of Luiseno Indians | 58. Santa Ynez Band of Chumash Indians |
| 9. Bishop Paiute Tribe | 33. Lone Pine Paiute-Shoshone Tribe | 59. Scotts Valley Band of Pomo Indians |
| 10. Blue Lake Rancheria | 34. Los Coyotes Band of Cahuilla and Cupeno Indians | 60. Shingle Springs Band of Miwok Indians |
| 11. Buena Vista Rancheria | 35. Karuk Tribe | 61. Soboba Band of Luiseno Indians |
| 12. Cabazon Band of Mission Indians | 36. Manchester Point Arena Band of Pomo Indians | 62. Susanville Indian Rancheria |
| 13. Cachil DeHe Band of Wintun Indians of the Colusa Indian Community | 37. Manzanita Band of Diegueno Mission Indians | 63. Sycuan Band of the Kumeyaay Nation |
| 14. Cahto Tribe | 38. Mechoopda Indian Tribe | 64. Table Mountain Rancheria |
| 15. Cahuilla Band of Indians | 39. Mesa Grande Band of Diegueno Mission Indians | 65. Tachi Yokut Tribe |
| 16. Chemehuevi Indian Tribe | 40. Middletown Rancheria of Pomo Indians of California | 66. Tolowa Dee-Ni' Nation |
| 17. Cher-Ae Heights Indian Community of the Trinidad Rancheria | 41. Mooretown Rancheria | 67. Torres Martinez Desert Cahuilla Indians |
| 18. Chicken Ranch Rancheria of Me-Wuk Indians of California | 42. Morongo Band of Mission Indians | 68. Tule River Tribe |
| 19. Colorado River Indian Tribes | 43. North Fork Rancheria of Mono Indians of California | 69. Tuolumne Band of Me-Wuk Indians |
| 20. Coyote Valley Band of Pomo Indians | 44. Pala Band of Mission Indians | 70. Twenty-Nine Palms Band of Mission Indians |
| 21. Dry Creek Rancheria Band of Pomo Indians | 45. Pauma Band of Luiseno Indians | 71. Viejas Band of Kumeyaay Indians |
| 22. Elk Valley Rancheria | 46. Pechanga Band of Luiseno Indians | 72. Washoe Tribe of Nevada and California |
| 23. Enterprise Rancheria | 47. Picayune Rancheria of the Chukchansi Indians | 73. Wilton Rancheria |
| 24. Fort Bidwell Indian Community of the Fort Bidwell Reservation of CA | 48. Pit River Tribe | 74. Wiyot Tribe |
| | 49. Quartz Valley Indian Reservation | 75. Yocha Dehe Wintun Nation |
| | 50. Quechan Tribe of the Fort Yuma Indian Reservation | 76. Yurok Tribe |

OPENINGS AND CLOSURES: TRIBAL CASINOS



Casino Openings (n=33)

1. Agua Caliente Casino Palm Springs
2. Agua Caliente Resort Casino Spa Rancho Mirage
3. Barona Valley Ranch Resort and Casino
4. Bear River Casino
5. Cahuilla Casino
6. Casino Pauma*
7. Cher-Ae Heights Bingo and Casino
8. Chicken Ranch Bingo and Casino
9. Coyote Valley Casino
10. Diamond Mountain Casino
11. Feather Falls Casino
12. Gold Country Casino and Hotel
13. Golden Acorn Casino
14. Hard Rock Hotel & Casino Sacramento at Fire Mountain
15. Harrah's Resort Southern California
16. Havasu Landing Resort and Casino*
17. Jamul Casino
18. Konocti Vista Casino and Bingo
19. Mono Wind Casino
20. Morongo Casino, Resort & Spa
21. Pala Casino Resort and Spa
22. Quechan Resort Casino*
23. Redwood Hotel Casino
24. Rolling Hills Casino
25. Soboba Casino
26. Spotlight 29 Casino
27. Sycuan Resort and Casino
28. Tachi Palace Hotel and Casino
29. Tortoise Rock Casino
30. Twin Pine Casino*
31. Valley View Casino
32. Viejas Casino
33. Win-River Casino

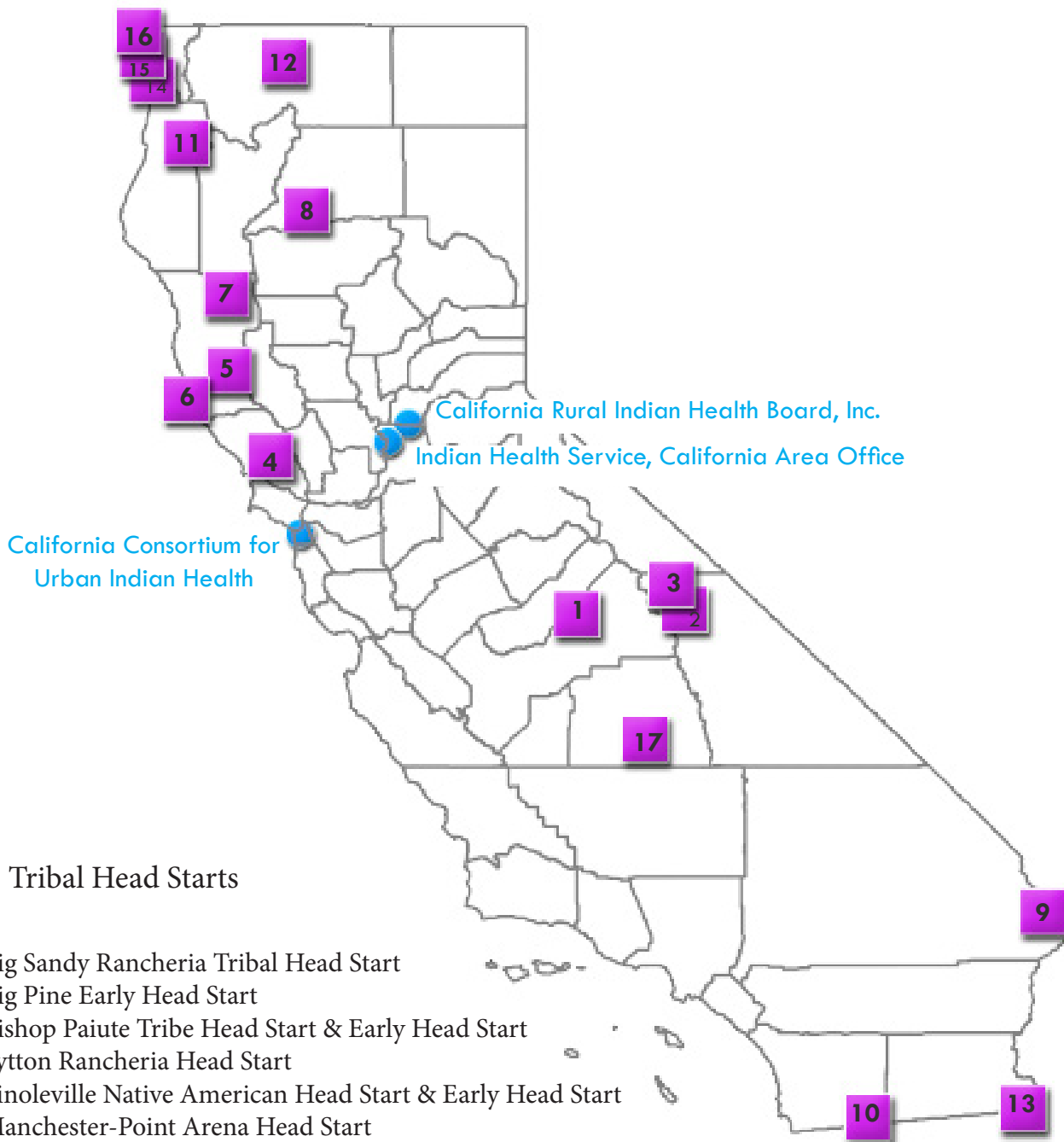


Casino Closures (n=33)

- | | | |
|---------------------------------------|----------------------------------|--|
| 1. Augustine Casino | 13. Graton Resort & Casino | 25. River Rock Casino |
| 2. Black Oak Casino | 14. Harrah's Northern California | 26. Robinson Rancheria Resort and Casino |
| 3. Blue Lake Casino | 15. Jackson Rancheria Casino | 27. Running Creek Casino |
| 4. Cache Creek Casino Resort | 16. Lucky 7 Casino | 28. San Manuel Indian Bingo and Casino |
| 5. Chukchansi Gold Resort & Casino | 17. Lucky Bear Casino | 29. San Pablo Lytton Casino |
| 6. Chumash Casino Resort | 18. Paiute Palace Casino | 30. Sherwood Valley Casino |
| 7. Colusa Casino Resort | 19. Pechanga Resort and Casino | 31. Table Mountain Casino |
| 8. Desert Rose Casino | 20. Pit River Casino | 32. Thunder Valley Casino Resort |
| 9. Eagle Mountain Casino | 21. Rain Rock Casino | 33. Winnedumah Winn's Casino |
| 10. Elk Valley Casino | 22. Red Earth Casino | |
| 11. Fantasy Springs Resort and Casino | 23. Red Fox Casino | |
| 12. Garcia River Casino | 24. Redhawk Casino | |

*Casino restaurants and stores open only.
Gaming areas remain closed.

TRIBAL HEAD STARTS CLOSED AS DIRECTED BY LOCAL SCHOOL DISTRICTS OR TRIBAL COUNCIL ORDERS



Tribal Head Starts

1. Big Sandy Rancheria Tribal Head Start
2. Big Pine Early Head Start
3. Bishop Paiute Tribe Head Start & Early Head Start
4. Lytton Rancheria Head Start
5. Pinoleville Native American Head Start & Early Head Start
6. Manchester-Point Arena Head Start
7. Round Valley Indian Tribes Head Start
8. Redding Rancheria Head Start
9. Chemehuevi Head Start
10. Campo Kumeyaay Head Start
11. Hoopa Tribal Early Head Start & Head Start
12. Karuk Tribal Head Start
13. Quechan Head Start
14. Yurok Tribe Head Start
15. Elk Valley Rancheria Head Start
16. Howonquet Head Start
17. Tule River Head Start

California Counties COVID-19 Response


[Governor Newsom Issued Statewide](#)

[Stay At Home Executive Order](#)

[March 19, 2020](#)

[Click here to read the REVISED Executive Order dated May 7, 2020](#)

Click the color dots
on the map
for county information

 Emergency Declarations and
Shelter in Place /Safer at Home
Orders or Directives
(9 Counties)

 Approved County Variances
(48 Counties)

 Rescinded Reopening
(1 County)

Please refer to your county's dedicated Coronavirus web page for current information on local orders.

Data is based on official documents, county correspondence with CSAC and media reports.

Links to official documents are provided when available.

Updated 2:55 pm
May 29, 2020

