



CORONAVIRUS DISEASE 2019 (COVID-19) SITUATIONAL REPORT #50 MAY 21, 2020



DAILY HIGHLIGHTS

Globally, COVID-19 cases have surpassed 4.89 million with more than 323,000 deaths.

The total number of cases in the U.S. increased from 1,528,235 as reported on Wednesday 5/20/2020 to 1,551,095 reported today. The number of deaths increased from 91,664 to 93,061.

The California Area Indian Health Service (IHS) has reported that 96 California Tribal or Urban Indian Health Program patients have tested positive for COVID-19 as of 5/19/2020.

Having successfully flattened the curve and addressed the initial potential surge in COVID-19 hospitalizations, the California Health and Human Services Agency and Governor's Office of Emergency Services (Cal OES) today announced reductions in medical surge sites set up throughout the state.

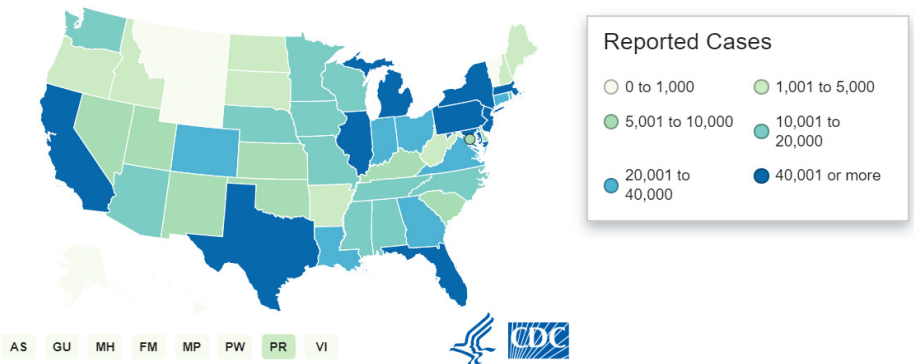
As of May 19, 1,380,120 tests have been conducted in California and reported to the California Department of Public Health. This represents an increase of 40,804 tests over the prior 24-hour reporting period.

UNITED STATES

COVID-19: U.S. at a Glance*

- Total cases: 1,551,095
- Total deaths: 93,061
- Jurisdictions reporting cases: 55 (50 states, District of Columbia, Guam, Puerto Rico, the Northern Mariana Islands, and the U.S. Virgin Islands)

*As of April 14, 2020, CDC case counts and death counts include both confirmed and probable cases and deaths. This change was made to reflect an interim COVID-19 position statement issued by the Council for State and Territorial Epidemiologists on April 5, 2020. The position statement included a case definition and made COVID-19 a nationally notifiable disease. A confirmed case or death is defined by meeting confirmatory laboratory evidence for COVID-19.



A probable case or death is defined by:

i) meeting clinical criteria AND epidemiologic evidence with no confirmatory laboratory testing performed for COVID-19; or

ii) meeting presumptive laboratory evidence AND either clinical criteria OR epidemiologic evidence; or

iii) meeting vital records criteria with no confirmatory laboratory testing performed for COVID-19. State and local public health departments are now testing and publicly reporting their cases. In the event of a discrepancy between CDC cases and cases reported by state and local public health officials, data reported by states should be considered the most up to date.

Public Health Laboratory Testing

As of May 14, the total number of public health laboratories (PHL) that have completed verification and are offering testing is 97. This includes one or more PHL in 50 states plus the District of Columbia, Guam and Puerto Rico.



CORONAVIRUS DISEASE 2019 (COVID-19) SITUATIONAL REPORT #49 MAY 20, 2020



COVID-19 CASES BY IHS AREA AS OF MAY 19, 2020*

	NEGATIVE CASES	POSITIVE CASES	TESTED
NAVAJO	14,800	4,524	20,266
ALBUQUERQUE	4,728	633	7,937
OKLAHOMA CITY	8,652	269	9,760
PORTLAND	2,575	263	3,020
PHOENIX	5,598	1,011	7,049
CALIFORNIA	1,995	96	2,548
GREAT PLAINS	3,704	194	4,124
BEMIDJI	2,084	107	3,444
BILLINGS	6,541	175	8,092
NASHVILLE	3,270	428	3,956
ALASKA	10,902	26	13,769
TUCSON	811	27	948

*as of 7PM EST May 19, 2020

CALIFORNIA

As of May 20, 2020, there are a total of 86,197 positive cases and 3,542 deaths in California.

Ages of all confirmed positive cases:

- Age 0-17: 3,855 cases
- Age 18-49: 43,749 cases
- Age 50-64: 20,967 cases
- Age 65 and older: 17,513 cases
- Unknown/Missing: 113 cases

Gender of all confirmed positive cases:

- Female: 42,252 cases
- Male: 43,450 cases
- Unknown: 495 cases

In order to better focus public health resources on the changing needs of California communities, beginning on March 18, the state is no longer collecting information about California travelers returning from countries that have confirmed COVID-19 outbreaks. Community transmission of COVID-19 has been identified in California since late February, and since early March, most of the confirmed cases in the state were not related to travel outside of the United States.

Twenty-two public health labs in California are testing samples for COVID-19. These labs include the California Department of Public Health's Laboratory in Richmond, Alameda, Contra Costa, Humboldt, Long Beach, Los Angeles, Monterey, Napa-Solano-Yolo-Marin (located in Solano), Orange, Riverside, Sacramento, San Bernardino, San Diego, San Francisco, San Joaquin, San Luis Obispo, San Mateo, Santa Clara, Shasta, Sonoma, Tulare and Ventura County public health laboratories. The Richmond Laboratory will provide diagnostic testing within a 48-hour turnaround time. This means California public health officials will get test results sooner, so that patients will get the best care.

INDIAN HEALTH SERVICE CALIFORNIA AREA

2,548 Tribal or Urban Indian Health Program patients in the California Area have been tested for COVID-19 as of 5/19/2020.

Of these, 96 patients have tested positive for COVID-19 and 1,995 have tested negative for COVID-19.

If you have any questions or concerns please contact:

Vanesscia Cresci at vcresci@crihb.org or Aurimar Ayala at aayala@crihb.org

CONFIRMED CASES AND DEATHS BY COUNTY

CURRENT AS OF May 21, 2020



Counties with most reported cases

Los Angeles	40,932
San Diego	6,142
Riverside	6,090
Orange	4,866
San Bernardino	3,771

Counties with most reported deaths

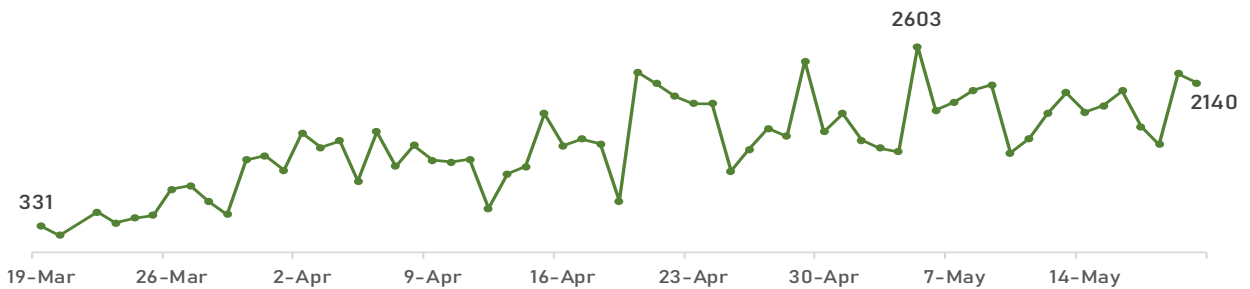
Los Angeles	1,970
Riverside	283
San Diego	262
San Bernardino	158
Santa Clara	139

Source: CDPH

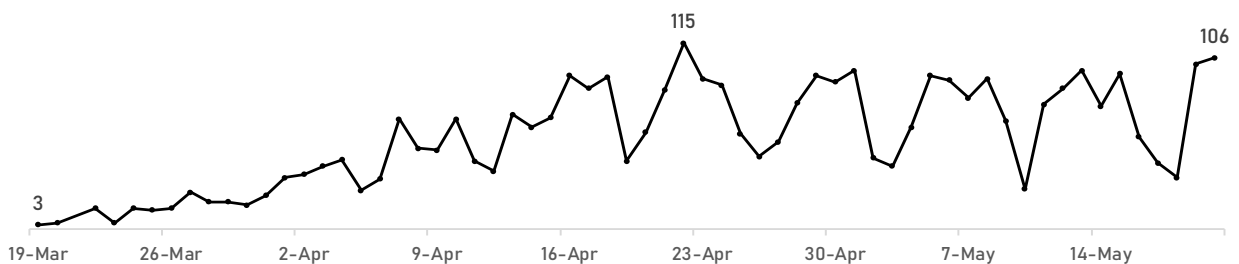
86,197 Cases
in California

3,542 Deaths
in California

New Confirmed Cases in California by Date of Lab Confirmation



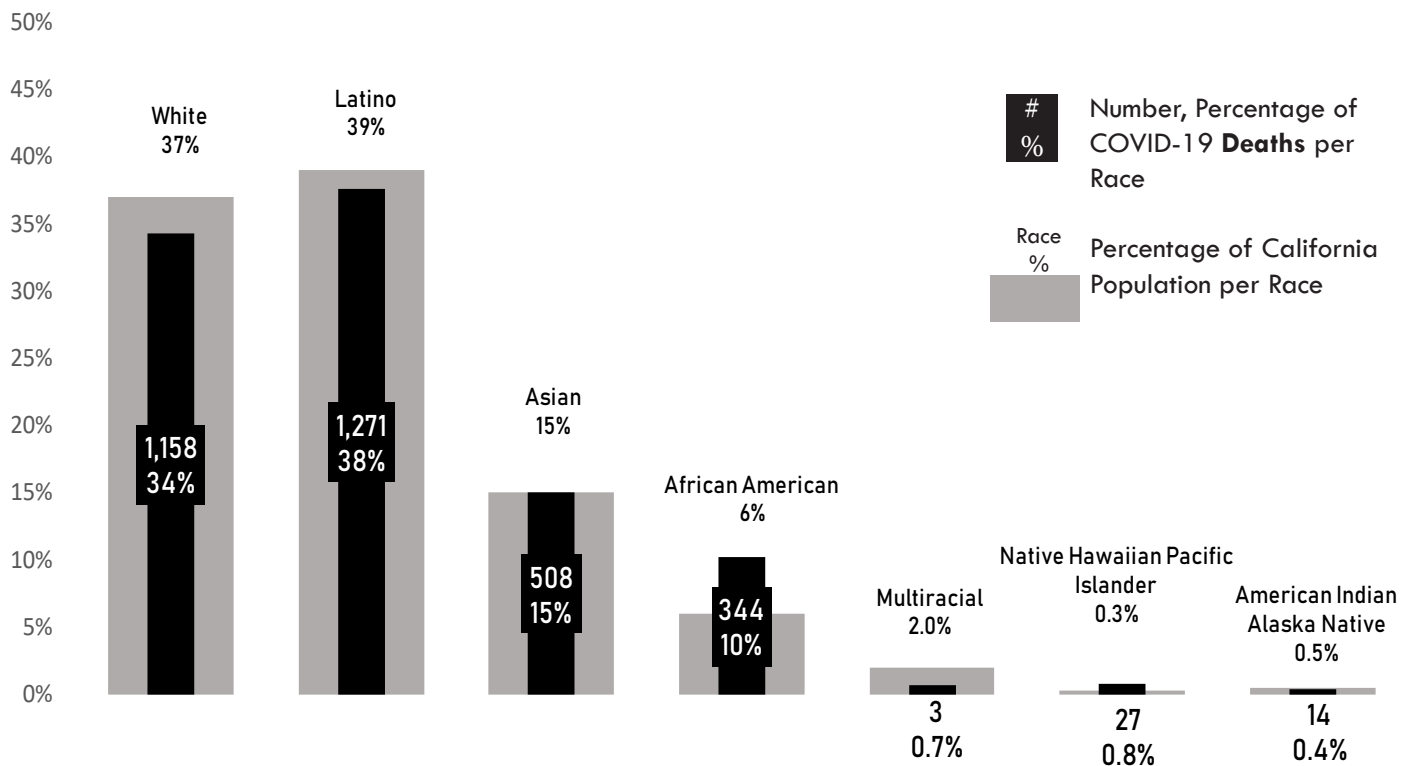
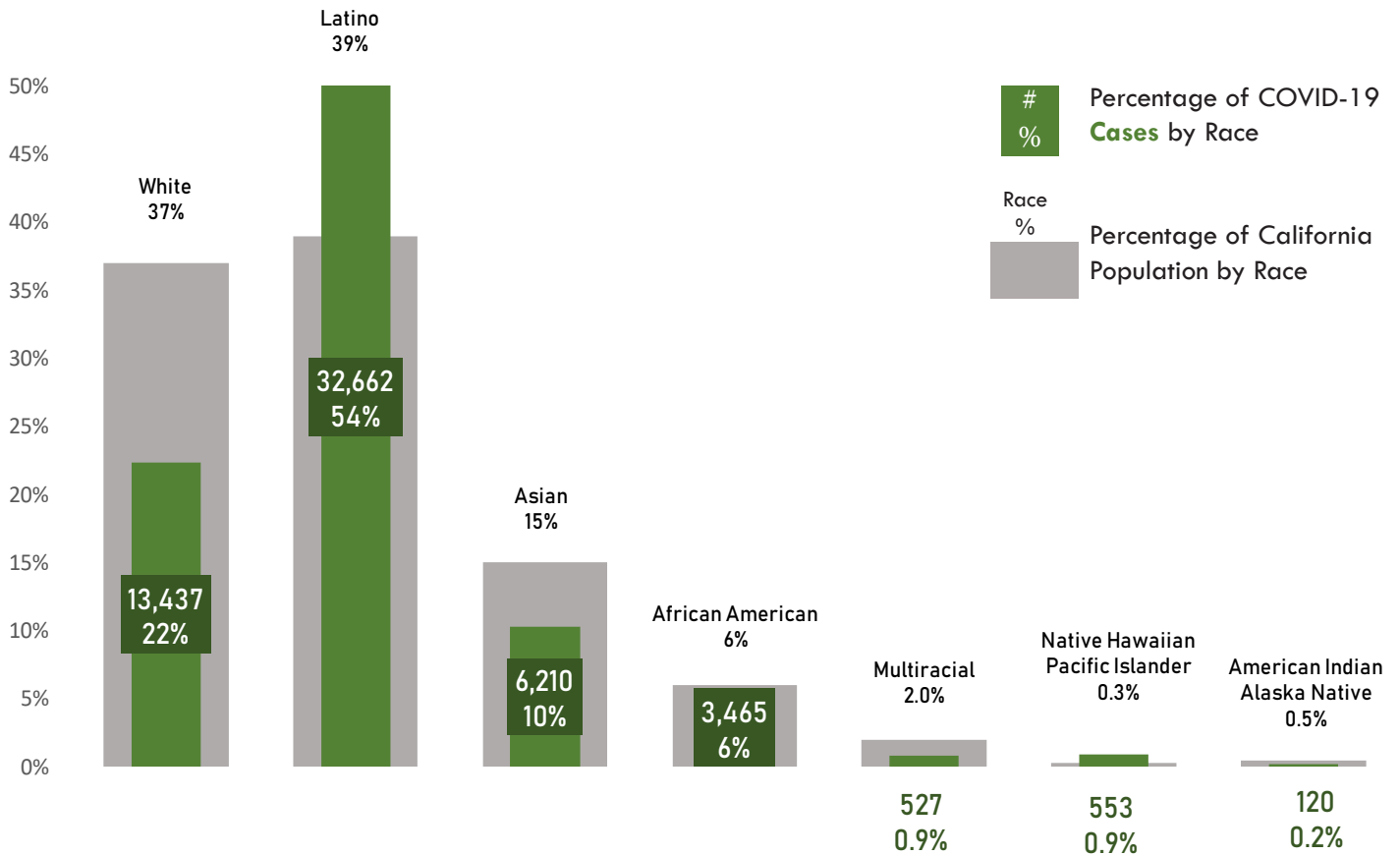
New Confirmed Deaths in California by Date



As of 5/20/2020. Source: CDPH

RACIAL DISTRIBUTION OF CONFIRMED COVID-19 CASES AND DEATHS IN CALIFORNIA

American Indians and Alaska Natives account for 0.5% percent of the population, **0.2% of COVID-19 cases**, and **0.4% of deaths** in California. These include **120 cases** and **14 deaths** among American Indian and Alaska Native people in California.



30% of cases and 2% of deaths are of unknown race/ethnicity. As of 5/20/2020. Source: CDPH

CHARACTERISTICS OF CALIFORNIA COVID-19 POSITIVE CASES

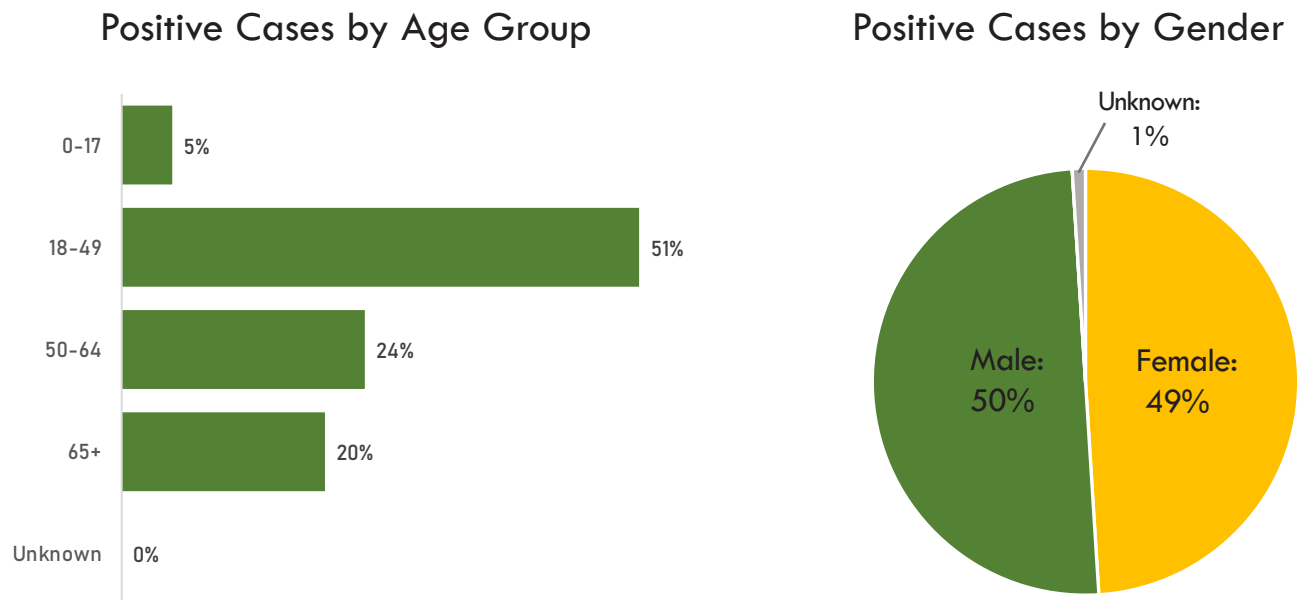
In California:

3.5% of confirmed cases have been admitted to a hospital

1.2% of confirmed cases have been admitted to an Intensive Care Unit

4.1% of cases have died

As of 5/20/2020. Source: CDPH



Note: Percentages may not add up to 100% due to rounding.

As of 5/20/2020. Source: CDPH

Racial disparities:

- For all adults ages 18+, Latinos, African Americans, and Native Hawaiians and Pacific Islanders are dying at disproportionately high rates.
- For Native Hawaiians and Pacific Islanders, overall numbers are low, but the proportion of COVID-19 deaths is nearly 3 times their population representation.

Source: CDPH

TRIBAL STATE OF EMERGENCY AND SHELTER IN PLACE DECLARATIONS



Tribes do not need to issue a state of emergency to access FEMA resources.



Tribes Issuing Shelter in Place Order

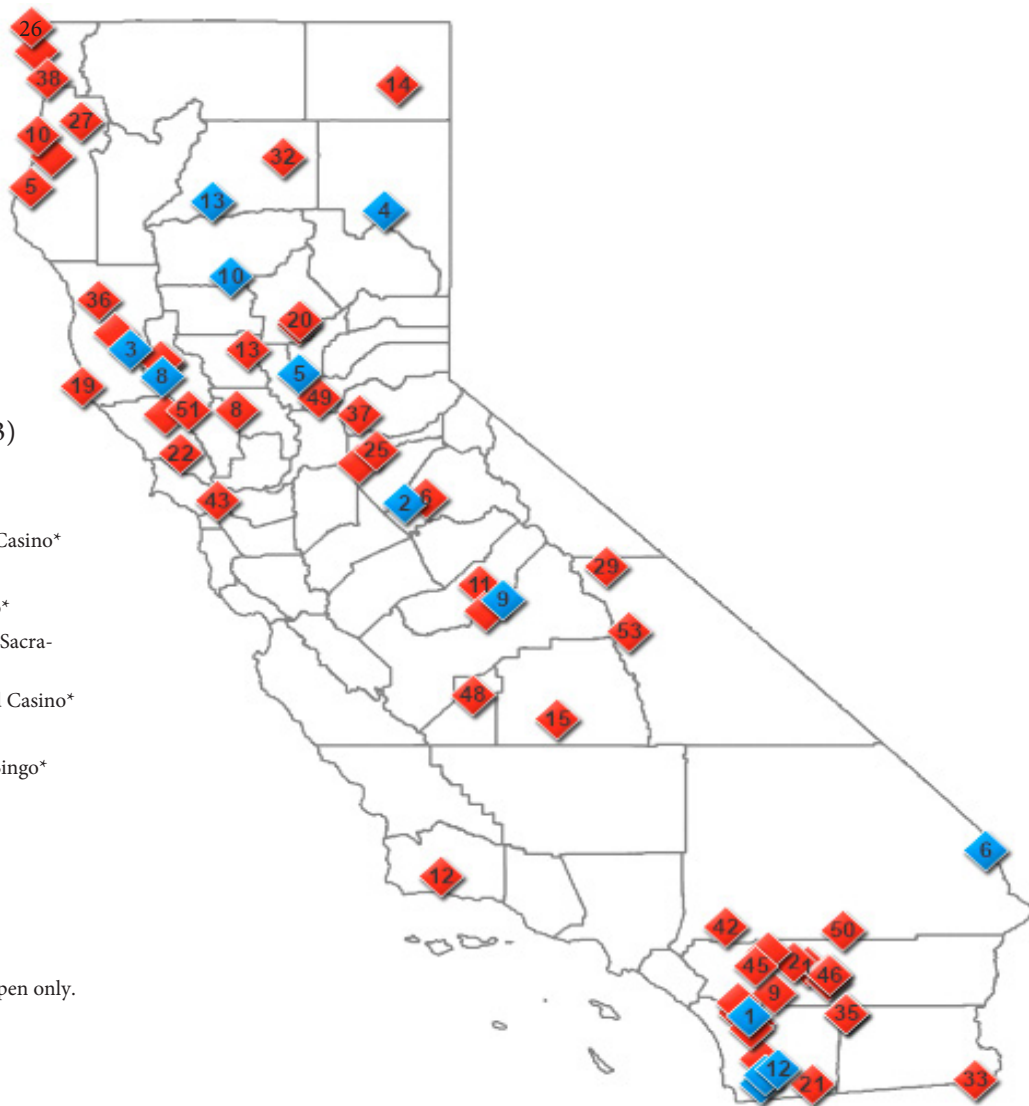
- 28. Hoopa Valley Tribe
- 68. Tule River Tribe
- 74. Wiyot Tribe



Emergency Declarations (n=76)

- | | | |
|--|---|---|
| <ol style="list-style-type: none"> 1. Agua Caliente Band of Cahuilla Indians 2. Augustine Band of Cahuilla Indians 3. Barona Band of Mission Indians 4. Bear River Band of Rohnerville Rancheria 5. Berry Creek Rancheria of Maidu Indians of California 6. Big Lagoon Rancheria 7. Big Pine Paiute Tribe 8. Big Valley Band of Pomo Indians 9. Bishop Paiute Tribe 10. Blue Lake Rancheria 11. Buena Vista Rancheria 12. Cabazon Band of Mission Indians 13. Cachil DeHe Band of Wintun Indians of the Colusa Indian Community 14. Cahto Tribe 15. Cahuilla Band of Indians 16. Chemehuevi Indian Tribe 17. Cher-Ae Heights Indian Community of the Trinidad Rancheria 18. Chicken Ranch Rancheria of Me-Wuk Indians of California 19. Colorado River Indian Tribes 20. Coyote Valley Band of Pomo Indians 21. Dry Creek Rancheria Band of Pomo Indians 22. Elk Valley Rancheria 23. Enterprise Rancheria 24. Fort Bidwell Indian Community of the Fort Bidwell Reservation of CA | <ol style="list-style-type: none"> 25. Fort Independence Indian Community of Paiute Indians of the Fort Independence Reservation 26. Fort Mojave Indian Tribe 27. Habematolel Pomo of Upper Lake Tribe 28. Hoopa Valley Tribe 29. Iipay Nation of Santa Ysabel 30. Jamul Indian Village 31. Kashia Band of Pomo Indians of the Stewarts Point Rancheria 32. La Jolla Band of Luiseno Indians 33. Lone Pine Paiute-Shoshone Tribe 34. Los Coyotes Band of Cahuilla and Cupeno Indians 35. Karuk Tribe 36. Manchester Point Arena Band of Pomo Indians 37. Manzanita Band of Diegueno Mission Indians 38. Mechoopda Indian Tribe 39. Mesa Grande Band of Diegueno Mission Indians 40. Middletown Rancheria of Pomo Indians of California 41. Mooretown Rancheria 42. Morongo Band of Mission Indians 43. North Fork Rancheria of Mono Indians of California 44. Pala Band of Mission Indians 45. Pauma Band of Luiseno Indians 46. Pechanga Band of Luiseno Indians 47. Picayune Rancheria of the Chukchansi Indians 48. Pit River Tribe 49. Quartz Valley Indian Reservation 50. Quechan Tribe of the Fort Yuma Indian Reservation | <ol style="list-style-type: none"> 51. Ramona Band of Cahuilla 52. Redding Rancheria 53. Resighini Rancheria 54. Rincon Band of Luiseno Indians 55. Robinson Rancheria 56. San Manuel Band of Mission Indians 57. San Pasqual Band of Mission Indians 58. Santa Ynez Band of Chumash Indians 59. Scotts Valley Band of Pomo Indians 60. Shingle Springs Band of Miwok Indians 61. Soboba Band of Luiseno Indians 62. Susanville Indian Rancheria 63. Sycuan Band of the Kumeeyaay Nation 64. Table Mountain Rancheria 65. Tachi Yokut Tribe 66. Tolowa Dee-Ni' Nation 67. Torres Martinez Desert Cahuilla Indians 68. Tule River Tribe 69. Tuolumne Band of Me-Wuk Indians 70. Twenty-Nine Palms Band of Mission Indians 71. Viejas Band of Kumeeyaay Indians 72. Washoe Tribe of Nevada and California 73. Wilton Rancheria 74. Wiyot Tribe 75. Yocha Dehe Wintun Nation 76. Yurok Tribe |
|--|---|---|

OPENINGS AND CLOSURES: TRIBAL CASINOS



Casino Openings (n=13)

1. Casino Pauma*
2. Chicken Ranch Bingo and Casino*
3. Coyote Valley Casino*
4. Diamond Mountain Casino*
5. Hard Rock Hotel & Casino Sacramento at Fire Mountain
6. Havasu Landing Resort and Casino*
7. Jamul Casino
8. Konocti Vista Casino and Bingo*
9. Mono Wind Casino*
10. Rolling Hills Casino
11. Sycuan Resort and Casino
12. Viejas Casino
13. Win-River Casino

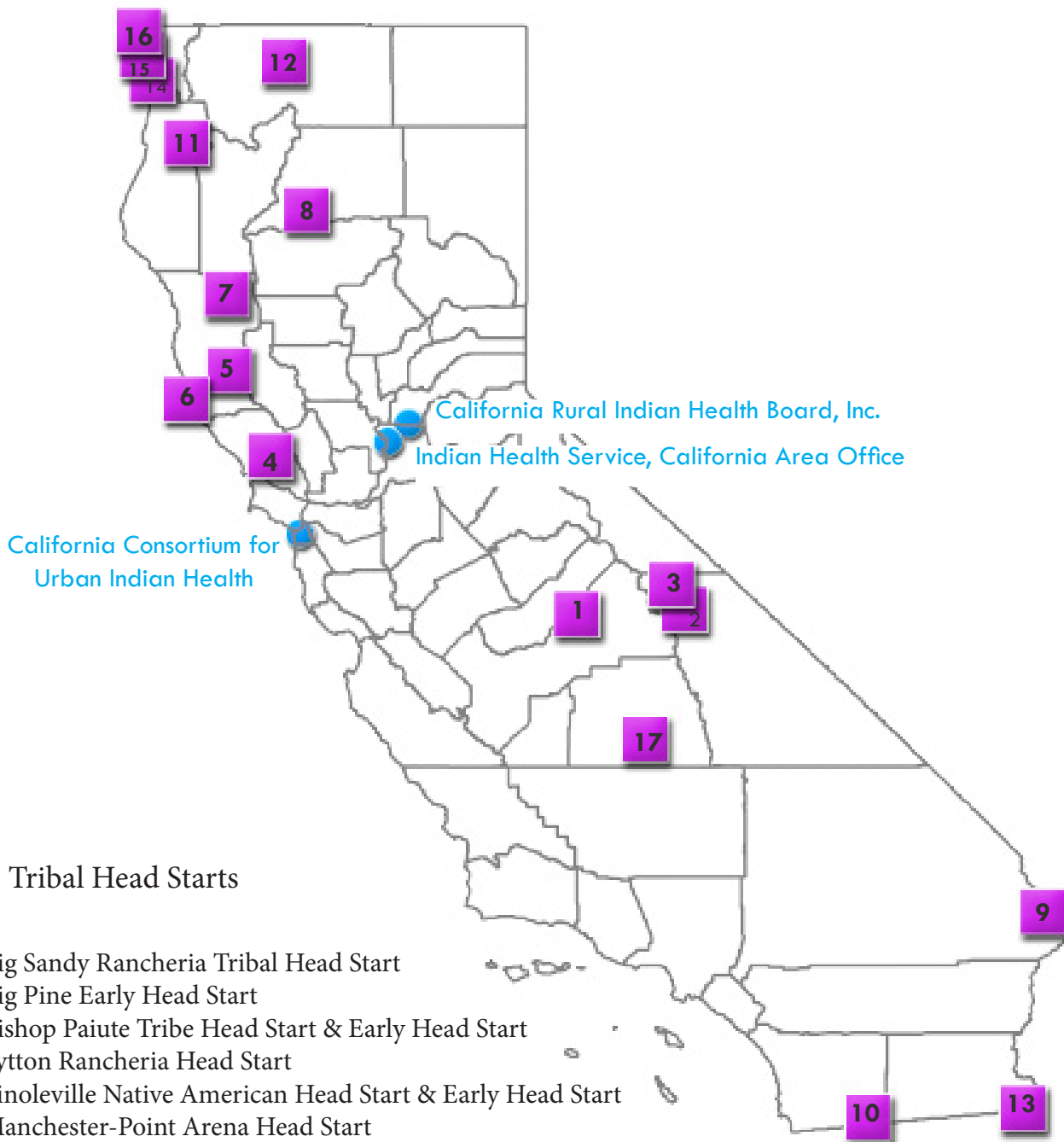
*Casino restaurants and stores open only. Gaming areas remain closed.



Casino Closures (n=53)

- | | | |
|--|---|--|
| 1. Agua Caliente Resort Casino Spa Rancho Mirage | 20. Gold Country Casino and Hotel | 39. River Rock Casino |
| 2. Agua Caliente Casino Palm Springs | 21. Golden Acorn Casino | 40. Robinson Rancheria Resort and Casino |
| 3. Augustine Casino | 22. Graton Resort & Casino | 41. Running Creek Casino |
| 4. Barona Valley Ranch Resort and Casino | 23. Harrah's Northern California | 42. San Manuel Indian Bingo and Casino |
| 5. Bear River Casino | 24. Harrah's Resort Southern California | 43. San Pablo Lytton Casino |
| 6. Black Oak Casino | 25. Jackson Rancheria Casino | 44. Sherwood Valley Casino |
| 7. Blue Lake Casino | 26. Lucky 7 Casino | 45. Soboba Casino |
| 8. Cache Creek Casino Resort | 27. Lucky Bear Casino | 46. Spotlight 29 Casino |
| 9. Cahuilla Casino | 28. Morongo Casino, Resort & Spa | 47. Table Mountain Casino |
| 10. Cher-Ae Heights Bingo and Casino | 29. Paiute Palace Casino | 48. Tachi Palace Hotel and Casino |
| 11. Chukchansi Gold Resort & Casino | 30. Pala Casino Resort and Spa | 49. Thunder Valley Casino Resort |
| 12. Chumash Casino Resort | 31. Pechanga Resort and Casino | 50. Tortoise Rock Casino |
| 13. Colusa Casino Resort | 32. Pit River Casino | 51. Twin Pine Casino |
| 14. Desert Rose Casino | 33. Quechan Resort Casino | 52. Valley View Casino |
| 15. Eagle Mountain Casino | 34. Rain Rock Casino | 53. Winnemumah Winn's Casino |
| 16. Elk Valley Casino | 35. Red Earth Casino | |
| 17. Fantasy Springs Resort and Casino | 36. Red Fox Casino | |
| 18. Feather Falls Casino | 37. Redhawk Casino | |
| 19. Garcia River Casino | 38. Redwood Hotel Casino | |

TRIBAL HEAD STARTS CLOSED AS DIRECTED BY
LOCAL SCHOOL DISTRICTS OR TRIBAL COUNCIL ORDERS



1. Big Sandy Rancheria Tribal Head Start
2. Big Pine Early Head Start
3. Bishop Paiute Tribe Head Start & Early Head Start
4. Lytton Rancheria Head Start
5. Pinoleville Native American Head Start & Early Head Start
6. Manchester-Point Arena Head Start
7. Round Valley Indian Tribes Head Start
8. Redding Rancheria Head Start
9. Chemehuevi Head Start
10. Campo Kumeyaay Head Start
11. Hoopa Tribal Early Head Start & Head Start
12. Karuk Tribal Head Start
13. Quechan Head Start
14. Yurok Tribe Head Start
15. Elk Valley Rancheria Head Start
16. Howonquet Head Start
17. Tule River Head Start

California Counties COVID-19 Response

[Governor Newsom Issued Statewide Stay At Home Executive Order March 19, 2020](#)

[Click here to read the REVISED Executive Order dated May 7, 2020](#)

Click the color dots on the map for county information

-  Emergency Declarations (4 Counties)
-  Emergency Declarations and Shelter in Place /Safer at Home Orders or Directives (12 Counties)
-  Expired/Rescinded Orders (2 Counties)
-  Approved County Variances (40 Counties)

Please refer to your county's dedicated Coronavirus web page for current information on local orders.

Data is based on official documents, county correspondence with CSAC and media reports.

Links to official documents are provided when available.

Updated 7:45 am
May 21, 2020

