



# CORONAVIRUS DISEASE 2019 (COVID-19) SITUATIONAL REPORT #49 MAY 20, 2020



## DAILY HIGHLIGHTS

Globally, COVID-19 cases have surpassed 4.79 million with more than 318,000 deaths.

The total number of cases in the U.S. increased from 1,504,830 as reported on Tuesday 5/19/2020 to 1,528,235 reported today. The number of deaths increased from 90,340 to 91,664.

The California Area Indian Health Service (IHS) has reported that 91 California Tribal or Urban Indian Health Program patients have tested positive for COVID-19 as of 5/18/2020.

For the first time since officials began implementing widespread lockdowns to slow the spread of coronavirus, all 50 states are now partially reopen. Click [here](#) for more information on the White House guidelines for opening America.

Join the Directors of the 12 Tribal Epidemiology Centers, on 05/21/2020 at 2 p.m. EST (11 a.m. PST), in a roundtable discussion describing the roles of the Centers in Indian Country COVID-19 response efforts.

Register in advance here: <https://us02web.zoom.us/meeting/register/tZUsdOCopz0jGtHmEJjh4AU0jy44iTM-pou->

## UNITED STATES

### COVID-19: U.S. at a Glance\*

- Total cases: 1,528,235
- Total deaths: 91,664
- Jurisdictions reporting cases: 55 (50 states, District of Columbia, Guam, Puerto Rico, the Northern Mariana Islands, and the U.S. Virgin Islands)

\*As of April 14, 2020, CDC case counts and death counts include both confirmed and probable cases and deaths. This change was made to reflect an interim COVID-19 position statement issued by the Council for State and Territorial Epidemiologists on April 5, 2020. The position statement included a case definition and made COVID-19 a nationally notifiable disease.

A confirmed case or death is defined by meeting confirmatory laboratory evidence for COVID-19.

A probable case or death is defined by:

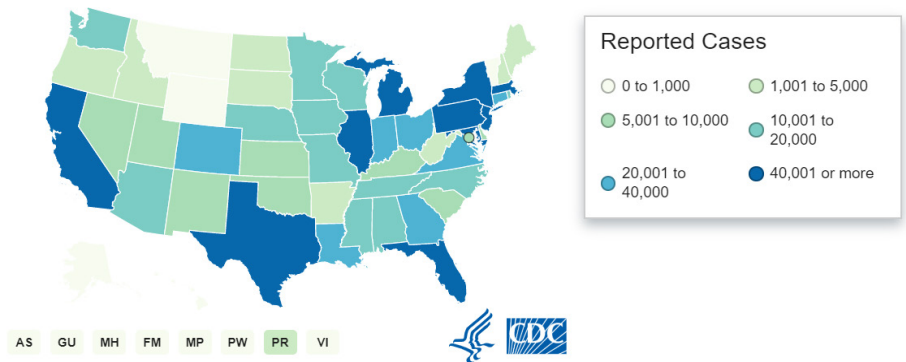
i) meeting clinical criteria AND epidemiologic evidence with no confirmatory laboratory testing performed for COVID-19; or

ii) meeting presumptive laboratory evidence AND either clinical criteria OR epidemiologic evidence; or

iii) meeting vital records criteria with no confirmatory laboratory testing performed for COVID-19. State and local public health departments are now testing and publicly reporting their cases. In the event of a discrepancy between CDC cases and cases reported by state and local public health officials, data reported by states should be considered the most up to date.

### Public Health Laboratory Testing

As of May 14, the total number of public health laboratories (PHL) that have completed verification and are offering testing is 97. This includes one or more PHL in 50 states plus the District of Columbia, Guam and Puerto Rico.





# CORONAVIRUS DISEASE 2019 (COVID-19) SITUATIONAL REPORT #49 MAY 20, 2020



## COVID-19 CASES BY IHS AREA AS OF MAY 18, 2020\*

	NEGATIVE CASES	POSITIVE CASES	TESTED
NAVAJO	14,157	4,377	19,397
ALBUQUERQUE	4,332	620	7,420
OKLAHOMA CITY	7,966	262	9,021
PORTLAND	2,613	264	2,987
PHOENIX	4,919	966	6,254
CALIFORNIA	1,937	91	2,497
GREAT PLAINS	3,550	179	3,891
BEMIDJI	1,925	102	2,974
BILLINGS	6,480	173	6,871
NASHVILLE	3,225	404	3,862
ALASKA	10,837	24	13,702
TUCSON	791	25	912

\*as of 7PM EST May 18, 2020

## CALIFORNIA

As of May 19, 2020, there are a total of 84,057 positive cases and 3,436 deaths in California.

Ages of all confirmed positive cases:

- Age 0-17: 3,657 cases
- Age 18-49: 42,591 cases
- Age 50-64: 20,468 cases
- Age 65 and older: 17,232 cases
- Unknown/Missing: 109 cases

Gender of all confirmed positive cases:

- Female: 41,226 cases
- Male: 42,336 cases
- Unknown: 495 cases

In order to better focus public health resources on the changing needs of California communities, beginning on March 18, the state is no longer collecting information about California travelers returning from countries that have confirmed COVID-19 outbreaks. Community transmission of COVID-19 has been identified in California since late February, and since early March, most of the confirmed cases in the state were not related to travel outside of the United States.

Twenty-two public health labs in California are testing samples for COVID-19. These labs include the California Department of Public Health's Laboratory in Richmond, Alameda, Contra Costa, Humboldt, Long Beach, Los Angeles, Monterey, Napa-Solano-Yolo-Marin (located in Solano), Orange, Riverside, Sacramento, San Bernardino, San Diego, San Francisco, San Joaquin, San Luis Obispo, San Mateo, Santa Clara, Shasta, Sonoma, Tulare and Ventura County public health laboratories. The Richmond Laboratory will provide diagnostic testing within a 48-hour turnaround time. This means California public health officials will get test results sooner, so that patients will get the best care.

## INDIAN HEALTH SERVICE CALIFORNIA AREA

2,497 Tribal or Urban Indian Health Program patients in the California Area have been tested for COVID-19 as of 5/18/2020.

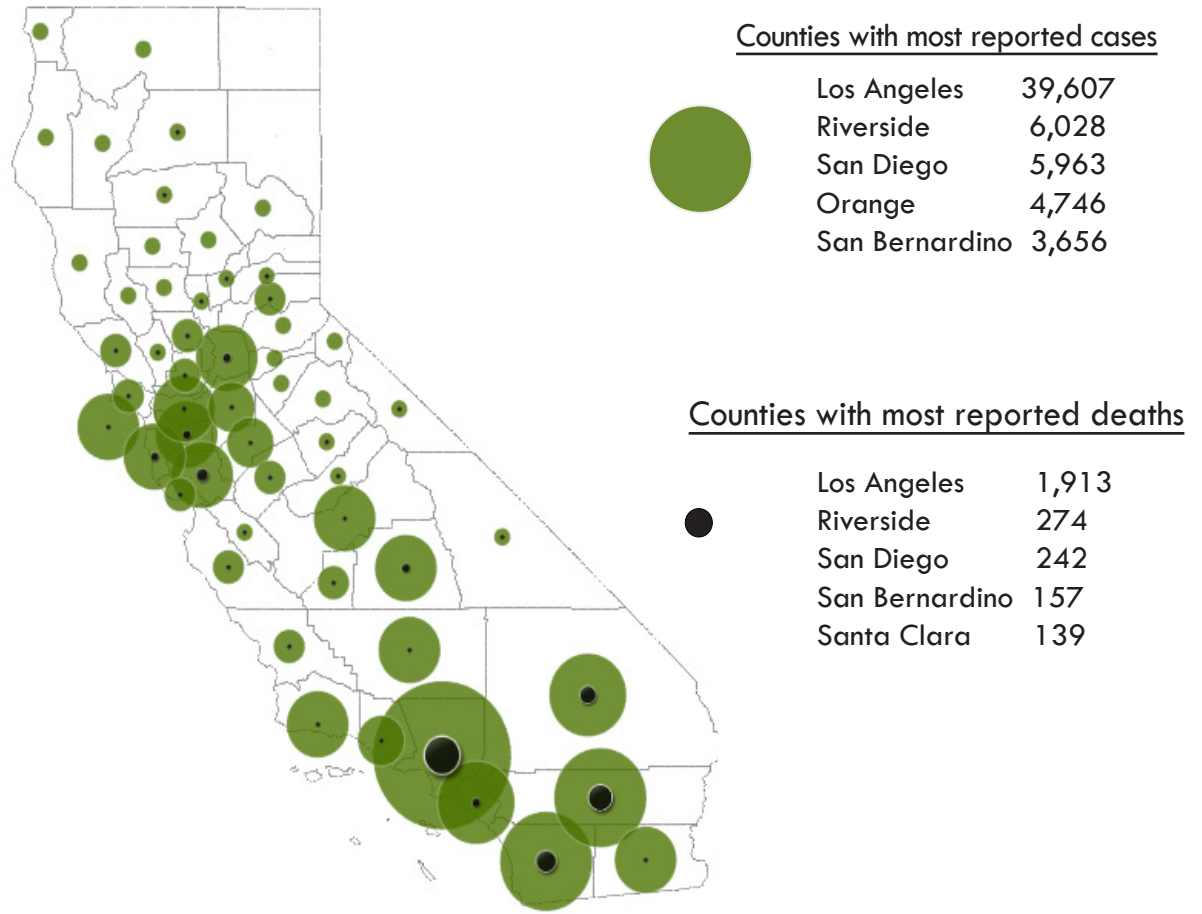
Of these, 91 patients have tested positive for COVID-19 and 1,937 have tested negative for COVID-19.

If you have any questions or concerns please contact:

Vanesscia Cresci at [vcresci@crihb.org](mailto:vcresci@crihb.org) or Aurimar Ayala at [aayala@crihb.org](mailto:aayala@crihb.org)

CONFIRMED CASES AND DEATHS BY COUNTY

CURRENT AS OF May 20, 2020

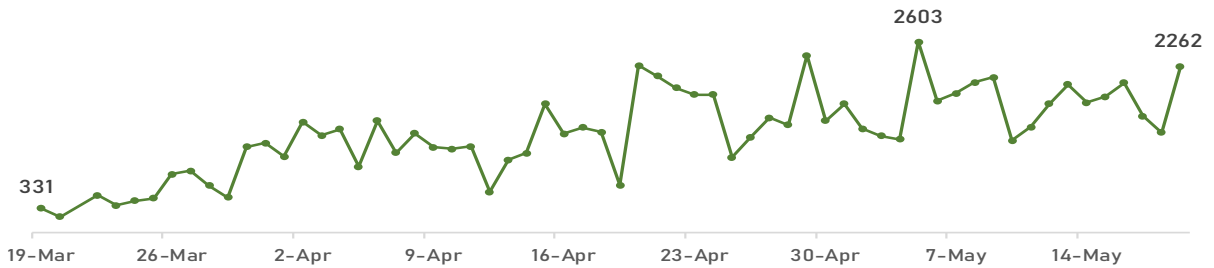


Source: CDPH

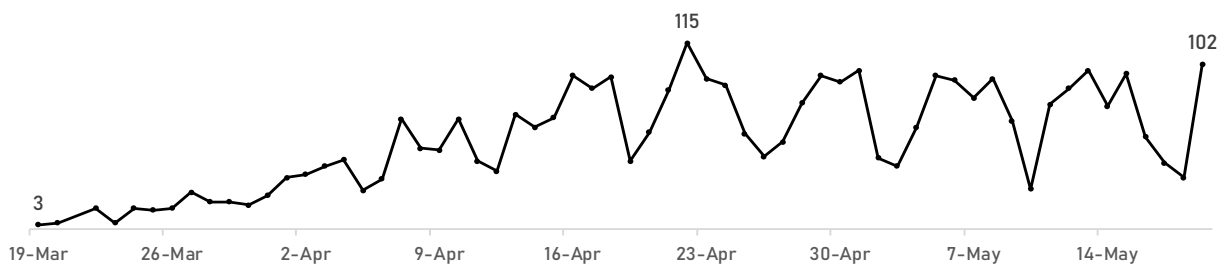
**84,057** Cases  
in California

**3,436** Deaths  
in California

New Confirmed Cases in California by Date of Lab Confirmation



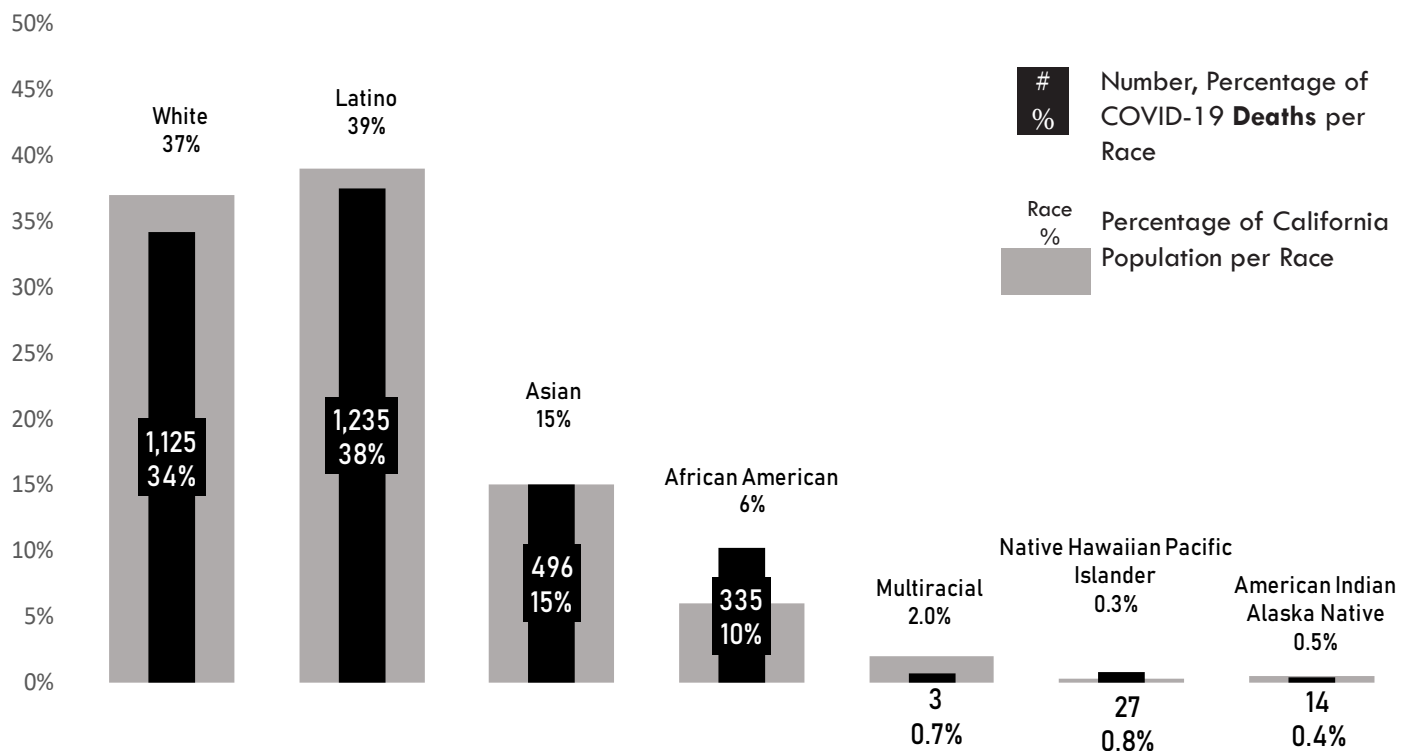
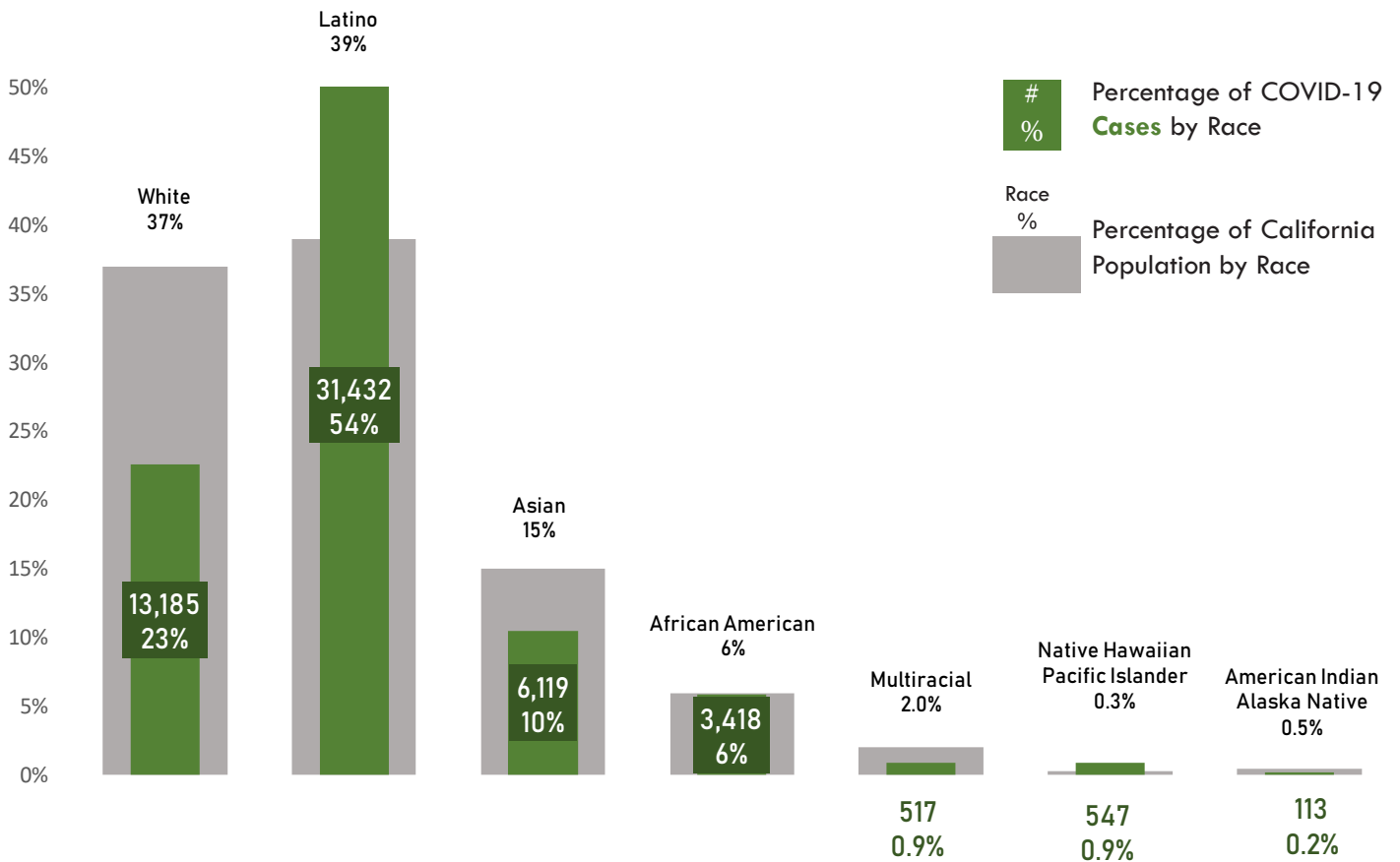
New Confirmed Deaths in California by Date



As of 5/19/2020. Source: CDPH

## RACIAL DISTRIBUTION OF CONFIRMED COVID-19 CASES AND DEATHS IN CALIFORNIA

American Indians and Alaska Natives account for 0.5% percent of the population, **0.2% of COVID-19 cases**, and **0.4% of deaths** in California. These include **113 cases** and **14 deaths** among American Indian and Alaska Native people in California.



31% of cases and 2% of deaths are of unknown race/ethnicity. As of 5/19/2020. Source: CDPH

## CHARACTERISTICS OF CALIFORNIA COVID-19 POSITIVE CASES

In California:

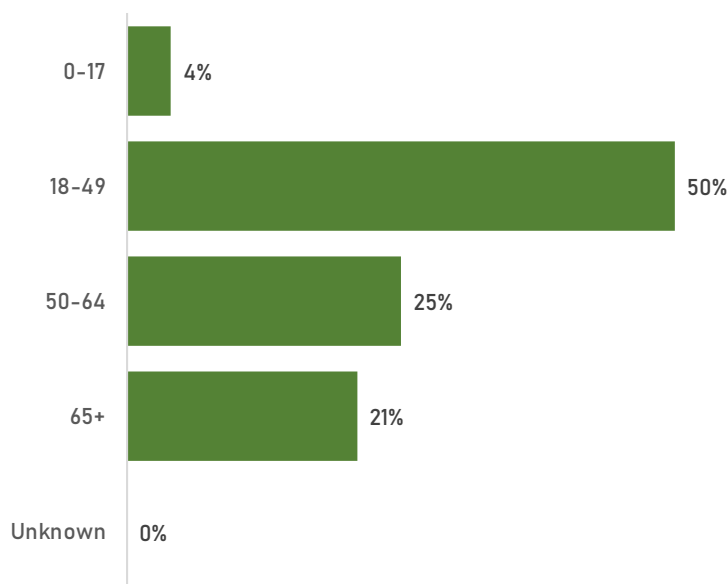
**3.6%** of confirmed cases have been admitted to a hospital

**1.3%** of confirmed cases have been admitted to an Intensive Care Unit

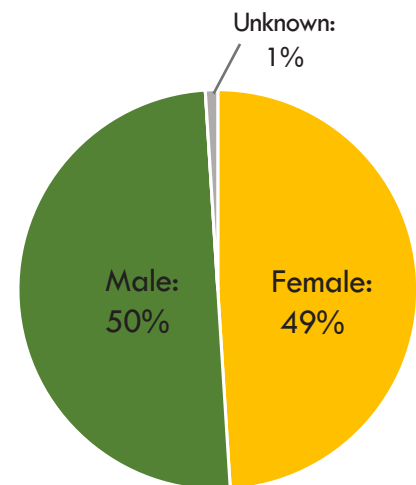
**4.1%** of cases have died

As of 5/19/2020. Source: CDPH

Positive Cases by Age Group



Positive Cases by Gender



Note: Percentages may not add up to 100% due to rounding.

As of 5/19/2020. Source: CDPH

### Racial disparities:

- For all adults ages 18+, Latinos, African Americans, and Native Hawaiians and Pacific Islanders are dying at disproportionately high rates.
- For Native Hawaiians and Pacific Islanders, overall numbers are low, but the proportion of COVID-19 deaths is nearly 3 times their population representation.

Source: CDPH

# TRIBAL STATE OF EMERGENCY AND SHELTER IN PLACE DECLARATIONS



Tribes do not need to issue a state of emergency to access FEMA resources.



## Tribes Issuing Shelter in Place Order

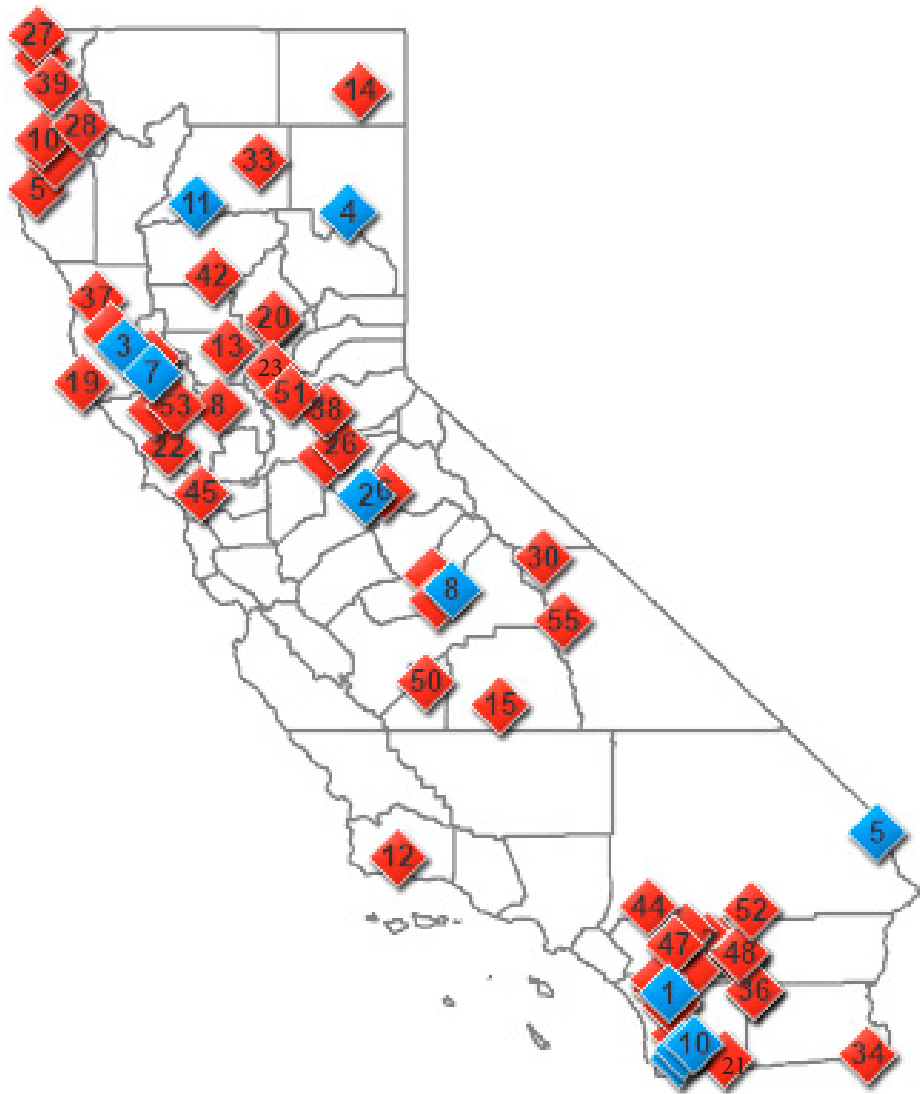
- 28. Hoopa Valley Tribe
- 68. Tule River Tribe
- 74. Wiyot Tribe



## Emergency Declarations (n=76)

- |  |   |   |
|--|---|---|
| <ol style="list-style-type: none"> <li>1. Agua Caliente Band of Cahuilla Indians</li> <li>2. Augustine Band of Cahuilla Indians</li> <li>3. Barona Band of Mission Indians</li> <li>4. Bear River Band of Rohnerville Rancheria</li> <li>5. Berry Creek Rancheria of Maidu Indians of California</li> <li>6. Big Lagoon Rancheria</li> <li>7. Big Pine Paiute Tribe</li> <li>8. Big Valley Band of Pomo Indians</li> <li>9. Bishop Paiute Tribe</li> <li>10. Blue Lake Rancheria</li> <li>11. Buena Vista Rancheria</li> <li>12. Cabazon Band of Mission Indians</li> <li>13. Cachil DeHe Band of Wintun Indians of the Colusa Indian Community</li> <li>14. Cahto Tribe</li> <li>15. Cahuilla Band of Indians</li> <li>16. Chemehuevi Indian Tribe</li> <li>17. Cher-Ae Heights Indian Community of the Trinidad Rancheria</li> <li>18. Chicken Ranch Rancheria of Me-Wuk Indians of California</li> <li>19. Colorado River Indian Tribes</li> <li>20. Coyote Valley Band of Pomo Indians</li> <li>21. Dry Creek Rancheria Band of Pomo Indians</li> <li>22. Elk Valley Rancheria</li> <li>23. Enterprise Rancheria</li> <li>24. Fort Bidwell Indian Community of the Fort Bidwell Reservation of CA</li> </ol> | <ol style="list-style-type: none"> <li>25. Fort Independence Indian Community of Paiute Indians of the Fort Independence Reservation</li> <li>26. Fort Mojave Indian Tribe</li> <li>27. Habematolel Pomo of Upper Lake Tribe</li> <li>28. Hoopa Valley Tribe</li> <li>29. Iipay Nation of Santa Ysabel</li> <li>30. Jamul Indian Village</li> <li>31. Kashia Band of Pomo Indians of the Stewarts Point Rancheria</li> <li>32. La Jolla Band of Luiseno Indians</li> <li>33. Lone Pine Paiute-Shoshone Tribe</li> <li>34. Los Coyotes Band of Cahuilla and Cupeno Indians</li> <li>35. Karuk Tribe</li> <li>36. Manchester Point Arena Band of Pomo Indians</li> <li>37. Manzanita Band of Diegueno Mission Indians</li> <li>38. Mechoopda Indian Tribe</li> <li>39. Mesa Grande Band of Diegueno Mission Indians</li> <li>40. Middletown Rancheria of Pomo Indians of California</li> <li>41. Mooretown Rancheria</li> <li>42. Morongo Band of Mission Indians</li> <li>43. North Fork Rancheria of Mono Indians of California</li> <li>44. Pala Band of Mission Indians</li> <li>45. Pauma Band of Luiseno Indians</li> <li>46. Pechanga Band of Luiseno Indians</li> <li>47. Picayune Rancheria of the Chukchansi Indians</li> <li>48. Pit River Tribe</li> <li>49. Quartz Valley Indian Reservation</li> <li>50. Quechan Tribe of the Fort Yuma Indian Reservation</li> </ol> | <ol style="list-style-type: none"> <li>51. Ramona Band of Cahuilla</li> <li>52. Redding Rancheria</li> <li>53. Resighini Rancheria</li> <li>54. Rincon Band of Luiseno Indians</li> <li>55. Robinson Rancheria</li> <li>56. San Manuel Band of Mission Indians</li> <li>57. San Pasqual Band of Mission Indians</li> <li>58. Santa Ynez Band of Chumash Indians</li> <li>59. Scotts Valley Band of Pomo Indians</li> <li>60. Shingle Springs Band of Miwok Indians</li> <li>61. Soboba Band of Luiseno Indians</li> <li>62. Susanville Indian Rancheria</li> <li>63. Sycuan Band of the Kumeeyaay Nation</li> <li>64. Table Mountain Rancheria</li> <li>65. Tachi Yokut Tribe</li> <li>66. Tolowa Dee-Ni' Nation</li> <li>67. Torres Martinez Desert Cahuilla Indians</li> <li>68. Tule River Tribe</li> <li>69. Tuolumne Band of Me-Wuk Indians</li> <li>70. Twenty-Nine Palms Band of Mission Indians</li> <li>71. Viejas Band of Kumeeyaay Indians</li> <li>72. Washoe Tribe of Nevada and California</li> <li>73. Wilton Rancheria</li> <li>74. Wiyot Tribe</li> <li>75. Yocha Dehe Wintun Nation</li> <li>76. Yurok Tribe</li> </ol> |
|--|---|---|

# OPENINGS AND CLOSURES: TRIBAL CASINOS



## Casino Openings (n=11)

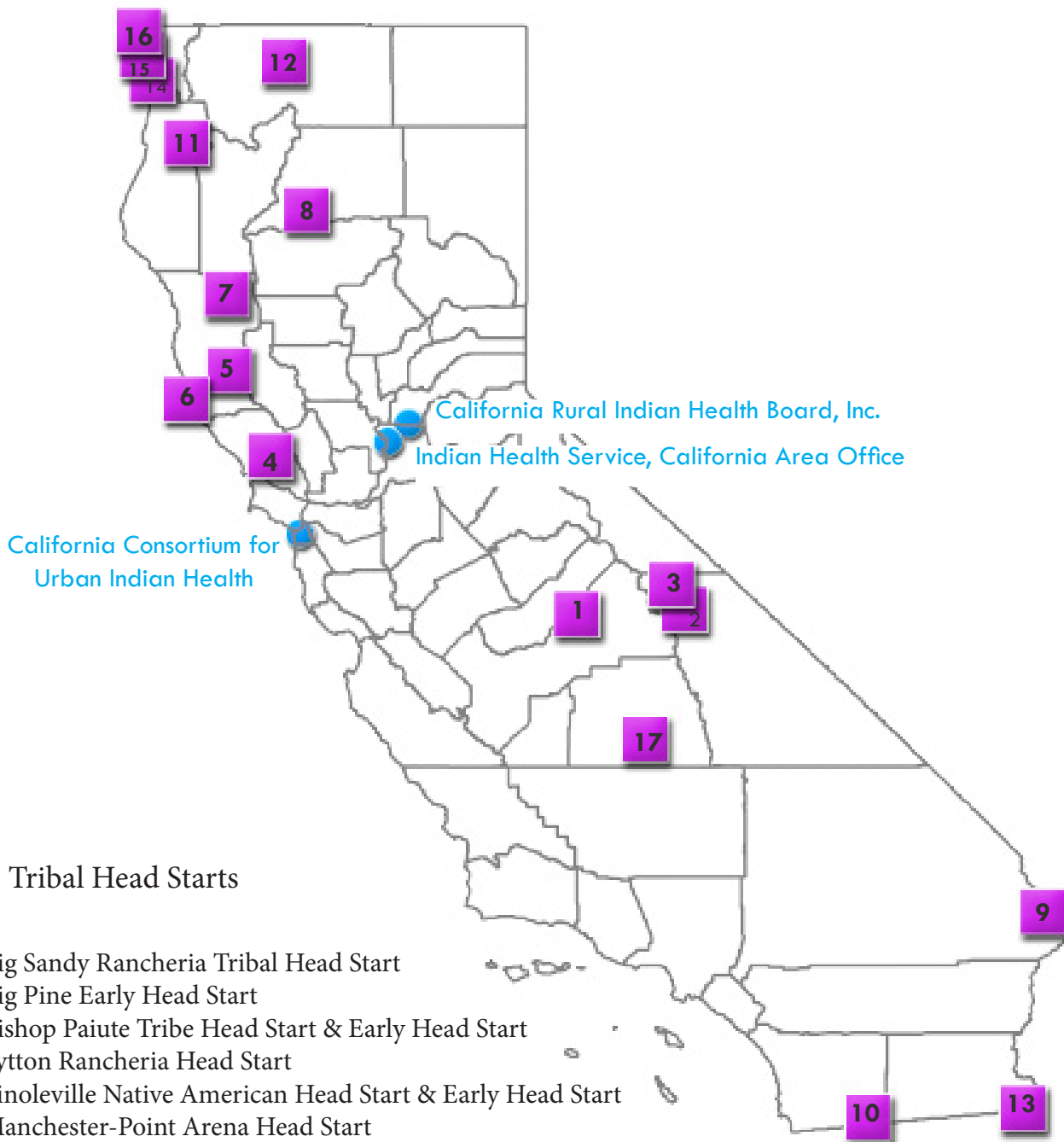
1. Casino Pauma\*
2. Chicken Ranch Bingo and Casino\*
3. Coyote Valley Casino\*
4. Diamond Mountain Casino\*
5. Havasu Landing Resort and Casino\*
6. Jamul Casino
7. Konocti Vista Casino and Bingo\*
8. Mono Wind Casino\*
9. Sycuan Resort and Casino
10. Viejas Casino
11. Win-River Casino

\*Casino restaurants and stores open only.  
Gaming areas remain closed.

## Casino Closures (n=55)

- |  |  |  |
|--|--|--|
| 1. Agua Caliente Resort Casino Spa Rancho Mirage | 20. Gold Country Casino and Hotel                        | 39. Redwood Hotel Casino                 |
| 2. Agua Caliente Casino Palm Springs             | 21. Golden Acorn Casino                                  | 40. River Rock Casino                    |
| 3. Augustine Casino                              | 22. Graton Resort & Casino                               | 41. Robinson Rancheria Resort and Casino |
| 4. Barona Valley Ranch Resort and Casino         | 23. Hard Rock Hotel & Casino Sacramento at Fire Mountain | 42. Rolling Hills Casino                 |
| 5. Bear River Casino                             | 24. Harrah's Northern California                         | 43. Running Creek Casino                 |
| 6. Black Oak Casino                              | 25. Harrah's Resort Southern California                  | 44. San Manuel Indian Bingo and Casino   |
| 7. Blue Lake Casino                              | 26. Jackson Rancheria Casino                             | 45. San Pablo Lytton Casino              |
| 8. Cache Creek Casino Resort                     | 27. Lucky 7 Casino                                       | 46. Sherwood Valley Casino               |
| 9. Cahuilla Casino                               | 28. Lucky Bear Casino                                    | 47. Soboba Casino                        |
| 10. Cher-Ae Heights Bingo and Casino             | 29. Morongo Casino, Resort & Spa                         | 48. Spotlight 29 Casino                  |
| 11. Chukchansi Gold Resort & Casino              | 30. Paiute Palace Casino                                 | 49. Table Mountain Casino                |
| 12. Chumash Casino Resort                        | 31. Pala Casino Resort and Spa                           | 50. Tachi Palace Hotel and Casino        |
| 13. Colusa Casino Resort                         | 32. Pechanga Resort and Casino                           | 51. Thunder Valley Casino Resort         |
| 14. Desert Rose Casino                           | 33. Pit River Casino                                     | 52. Tortoise Rock Casino                 |
| 15. Eagle Mountain Casino                        | 34. Quechan Resort Casino                                | 53. Twin Pine Casino                     |
| 16. Elk Valley Casino                            | 35. Rain Rock Casino                                     | 54. Valley View Casino                   |
| 17. Fantasy Springs Resort and Casino            | 36. Red Earth Casino                                     | 55. Winnedumah Winn's Casino             |
| 18. Feather Falls Casino                         | 37. Red Fox Casino                                       |  |
| 19. Garcia River Casino                          | 38. Redhawk Casino                                       |  |

# TRIBAL HEAD STARTS CLOSED AS DIRECTED BY LOCAL SCHOOL DISTRICTS OR TRIBAL COUNCIL ORDERS



Tribal Head Starts

1. Big Sandy Rancheria Tribal Head Start
2. Big Pine Early Head Start
3. Bishop Paiute Tribe Head Start & Early Head Start
4. Lytton Rancheria Head Start
5. Pinoleville Native American Head Start & Early Head Start
6. Manchester-Point Arena Head Start
7. Round Valley Indian Tribes Head Start
8. Redding Rancheria Head Start
9. Chemehuevi Head Start
10. Campo Kumeyaay Head Start
11. Hoopa Tribal Early Head Start & Head Start
12. Karuk Tribal Head Start
13. Quechan Head Start
14. Yurok Tribe Head Start
15. Elk Valley Rancheria Head Start
16. Howonquet Head Start
17. Tule River Head Start



# California Counties COVID-19 Response

Click the color dots  
on the map  
for county information

[Governor Newsom Issued Statewide  
Stay At Home Executive Order  
March 19, 2020](#)

[Click here to read the REVISED Executive Order dated May 7, 2020](#)

-  Emergency Declarations  
(4 Counties)
-  Emergency Declarations and  
Shelter in Place /Safer at Home  
Orders or Directives  
(20 Counties)
-  Expired/Rescinded Orders  
(4 Counties)
-  Approved County Variances  
(30 Counties)

**Please refer to your county's dedicated Coronavirus web page for current information on local orders.**

Data is based on official documents, county correspondence with CSAC and media reports.

Links to official documents are provided when available.

Updated 12:15 pm  
May 20, 2020

