



# CORONAVIRUS DISEASE 2019 (COVID-19) SITUATIONAL REPORT #48 MAY 19, 2020



## DAILY HIGHLIGHTS

Globally, COVID-19 cases have surpassed 4.73 million with more than 316,000 deaths.

The total number of cases in the U.S. increased from 1,480,349 as reported on Monday 5/18/2020 to 1,504,830 reported today. The number of deaths increased from 89,407 to 90,340.

The California Area Indian Health Service (IHS) has reported that 85 California Tribal or Urban Indian Health Program patients have tested positive for COVID-19 as of 5/17/2020.

Members of Governor Gavin Newsom's Task Force on Business and Jobs Recovery sent a letter to congressional leaders asking them pass \$1 trillion in direct relief for state and local governments, funding that is critical to reopening the California economy.

Join the Directors of the 12 Tribal Epidemiology Centers, on 05/21/2020 at 2 p.m. EST (11 a.m. PST), in a roundtable discussion describing the roles of the Centers in Indian Country COVID-19 response efforts.

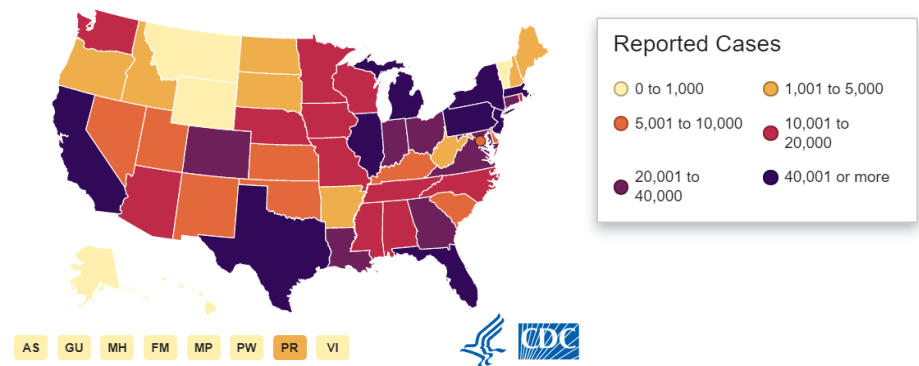
Register in advance here: <https://us02web.zoom.us/meeting/register/tZUsdOCopz0jGtHmEJJh4AU0Jy44iTM-pou->

## UNITED STATES

### COVID-19: U.S. at a Glance\*

- Total cases: 1,504,830
- Total deaths: 90,340
- Jurisdictions reporting cases: 55 (50 states, District of Columbia, Guam, Puerto Rico, the Northern Mariana Islands, and the U.S. Virgin Islands)

\*As of April 14, 2020, CDC case counts and death counts include both confirmed and probable cases and deaths. This change was made to reflect an interim COVID-19 position statement issued by the Council for State and Territorial Epidemiologists on April 5, 2020. The position statement included a case definition and made COVID-19 a nationally notifiable disease. A confirmed case or death is defined by meeting confirmatory laboratory evidence for COVID-19.



A probable case or death is defined by:

i) meeting clinical criteria AND epidemiologic evidence with no confirmatory laboratory testing performed for COVID-19; or

ii) meeting presumptive laboratory evidence AND either clinical criteria OR epidemiologic evidence; or

iii) meeting vital records criteria with no confirmatory laboratory testing performed for COVID-19.

State and local public health departments are now testing and publicly reporting their cases. In the event of a discrepancy between CDC cases and cases reported by state and local public health officials, data reported by states should be considered the most up to date.

### Public Health Laboratory Testing

As of May 14, the total number of public health laboratories (PHL) that have completed verification and are offering testing is 97. This includes one or more PHL in 50 states plus the District of Columbia, Guam and Puerto Rico.



# CORONAVIRUS DISEASE 2019 (COVID-19) SITUATIONAL REPORT #48 MAY 19, 2020



## COVID-19 CASES BY IHS AREA AS OF MAY 17, 2020\*

	NEGATIVE CASES	POSITIVE CASES	TESTED
NAVAJO	13,690	4,278	18,922
ALBUQUERQUE	4,079	602	7,261
OKLAHOMA CITY	7,589	251	8,627
PORTLAND	2,341	256	2,722
PHOENIX	4,380	919	5,664
CALIFORNIA	1,897	85	2,461
GREAT PLAINS	3,041	151	3,545
BEMIDJI	1,839	100	2,597
BILLINGS	5,803	157	6,033
NASHVILLE	3,174	397	3,731
ALASKA	10,523	24	13,021
TUCSON	760	24	878

\*as of 7PM EST May 17, 2020

## CALIFORNIA

As of May 18, 2020, there are a total of 81,795 positive cases and 3,334 deaths in California.

Ages of all confirmed positive cases:

- Age 0-17: 3,446 cases
- Age 18-49: 41,321 cases
- Age 50-64: 20,003 cases
- Age 65 and older: 16,920 cases
- Unknown/Missing: 105 cases

Gender of all confirmed positive cases:

- Female: 40,105 cases
- Male: 41,214 cases
- Unknown: 476 cases

In order to better focus public health resources on the changing needs of California communities, beginning on March 18, the state is no longer collecting information about California travelers returning from countries that have confirmed COVID-19 outbreaks. Community transmission of COVID-19 has been identified in California since late February, and since early March, most of the confirmed cases in the state were not related to travel outside of the United States.

Twenty-two public health labs in California are testing samples for COVID-19. These labs include the California Department of Public Health's Laboratory in Richmond, Alameda, Contra Costa, Humboldt, Long Beach, Los Angeles, Monterey, Napa-Solano-Yolo-Marin (located in Solano), Orange, Riverside, Sacramento, San Bernardino, San Diego, San Francisco, San Joaquin, San Luis Obispo, San Mateo, Santa Clara, Shasta, Sonoma, Tulare and Ventura County public health laboratories. The Richmond Laboratory will provide diagnostic testing within a 48-hour turnaround time. This means California public health officials will get test results sooner, so that patients will get the best care.

## INDIAN HEALTH SERVICE CALIFORNIA AREA

2,461 Tribal or Urban Indian Health Program patients in the California Area have been tested for COVID-19 as of 5/17/2020.

Of these, 85 patients have tested positive for COVID-19 and 1,897 have tested negative for COVID-19.

If you have any questions or concerns please contact:

Vanesscia Cresci at [vcresci@crihb.org](mailto:vcresci@crihb.org) or Aurimar Ayala at [aayala@crihb.org](mailto:aayala@crihb.org)

## CONFIRMED CASES AND DEATHS BY COUNTY

CURRENT AS OF May 19, 2020



### Counties with most reported cases\*

Los Angeles	38,466
Riverside	5,952
San Diego	5,946
Orange	4,344
San Bernardino	3,593

### Counties with most reported deaths

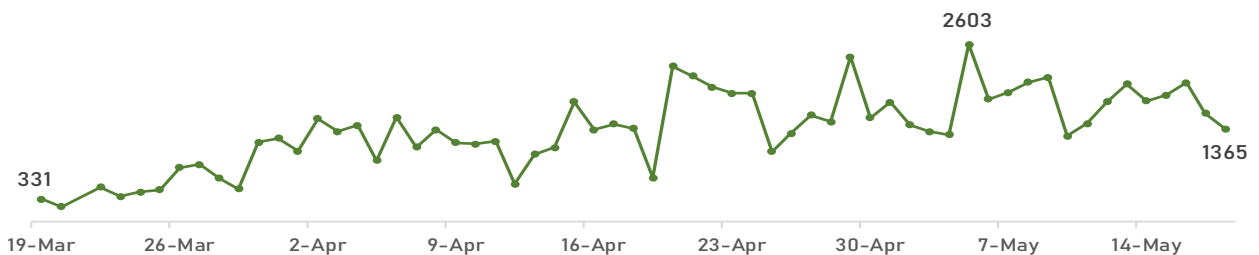
Los Angeles	1,842
Riverside	261
San Diego	211
San Bernardino	155
Santa Clara	135

\*Source: County-level case and death counts are obtained from county websites as of 10am on days reported.

**81,795 Cases**  
in California

**3,334 Deaths**  
in California

### New Confirmed Cases in California by Date of Lab Confirmation

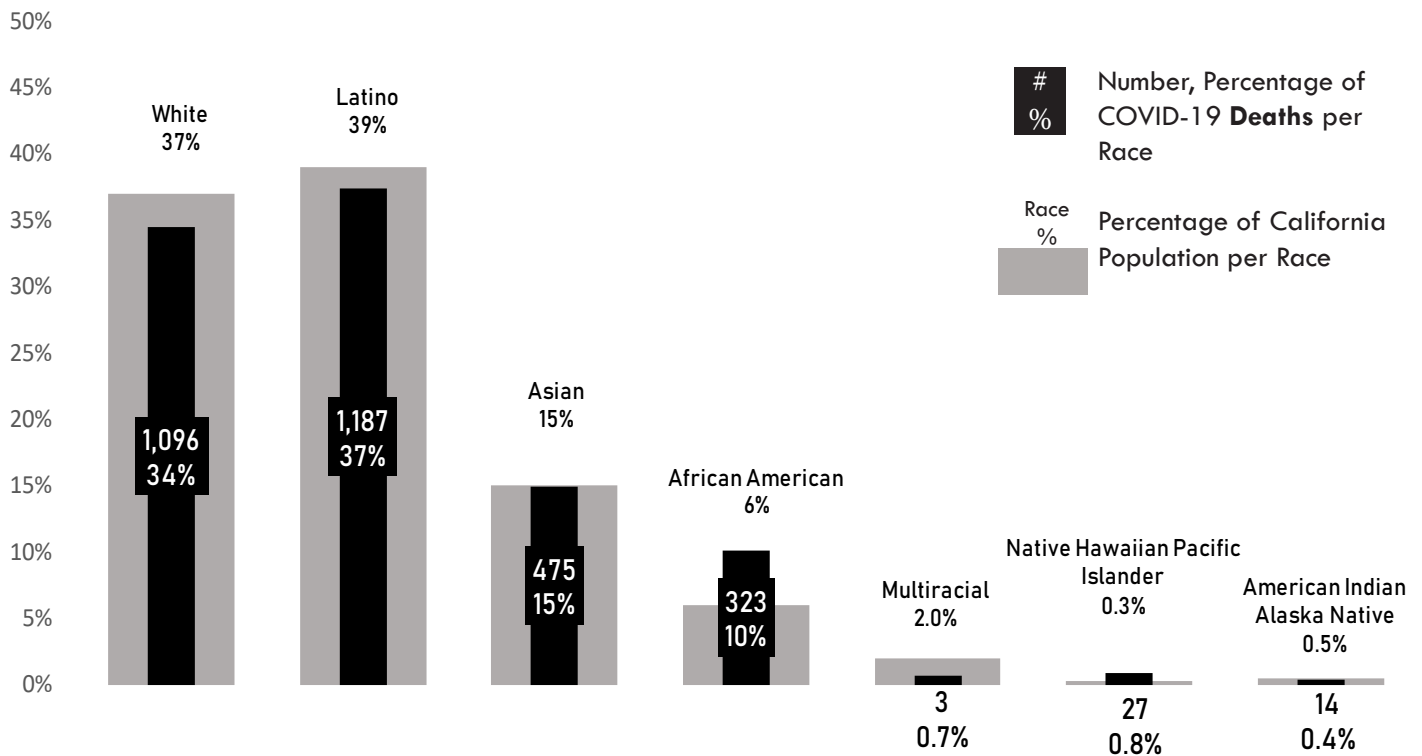
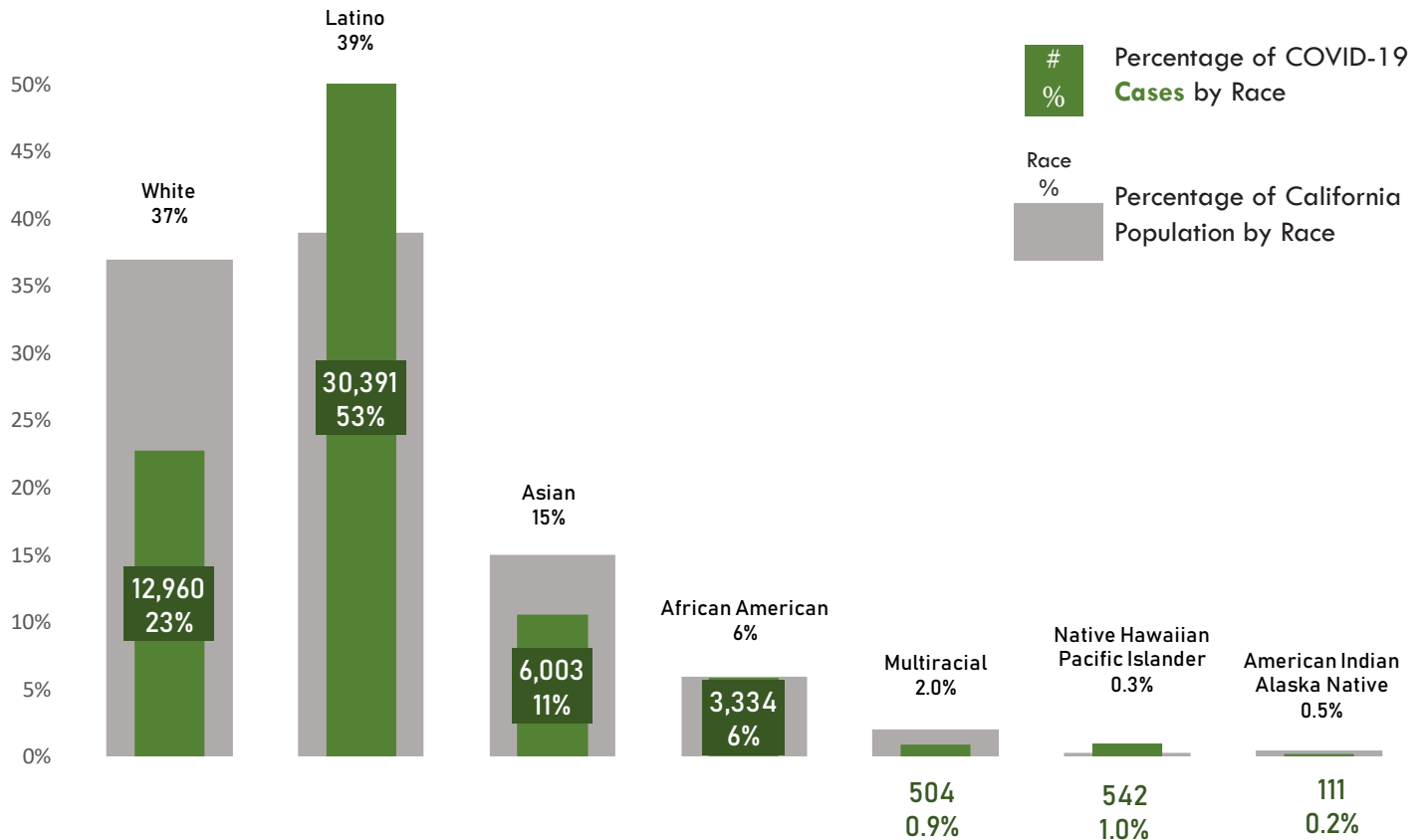


### New Confirmed Deaths in California by Date



## RACIAL DISTRIBUTION OF CONFIRMED COVID-19 CASES AND DEATHS IN CALIFORNIA

American Indians and Alaska Natives account for 0.5% percent of the population, **0.2% of COVID-19 cases**, and **0.4% of deaths** in California. These include **111 cases** and **14 deaths** among American Indian and Alaska Native people in California.



31% of cases and 2% of deaths are of unknown race/ethnicity. As of 5/18/2020. Source: CDPH

## CHARACTERISTICS OF CALIFORNIA COVID-19 POSITIVE CASES

In California:

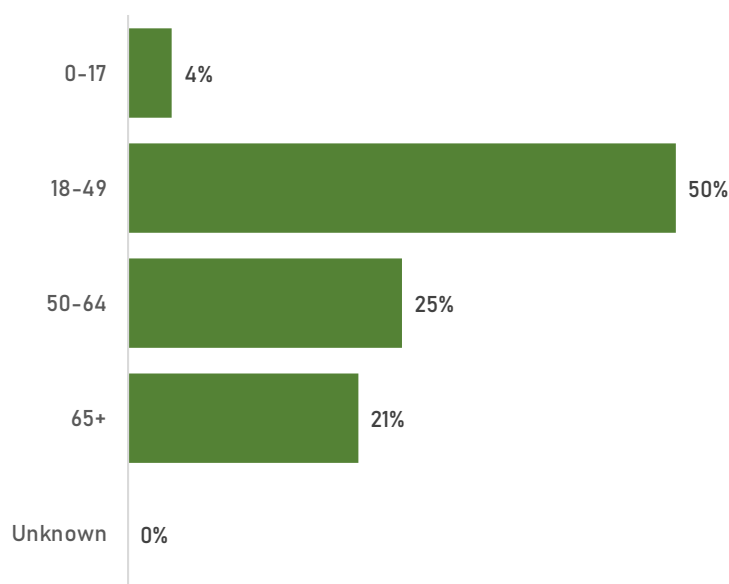
**3.8%** of confirmed cases have been admitted to a hospital

**1.3%** of confirmed cases have been admitted to an Intensive Care Unit

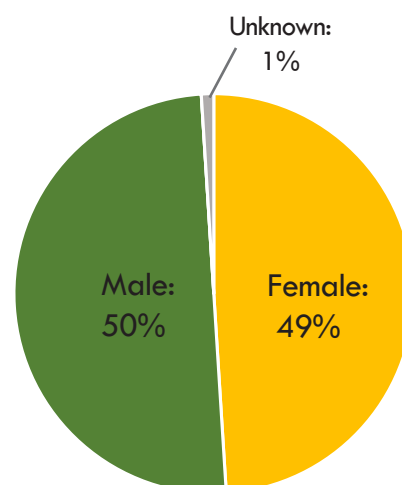
**4.1%** of cases have died

As of 5/18/2020. Source: CDPH

Positive Cases by Age Group



Positive Cases by Gender



Note: Percentages may not add up to 100% due to rounding.

As of 5/18/2020. Source: CDPH

### Racial disparities:

- For all adults ages 18+, Latinos, African Americans, and Native Hawaiians and Pacific Islanders are dying at disproportionately high rates.
- For Native Hawaiians and Pacific Islanders, overall numbers are low, but the proportion of COVID-19 deaths is nearly 3 times their population representation.

Source: CDPH

# TRIBAL STATE OF EMERGENCY AND SHELTER IN PLACE DECLARATIONS



Tribes do not need to issue a state of emergency to access FEMA resources.



Tribes Issuing Shelter in Place Order

- 28. Hoopa Valley Tribe
- 68. Tule River Tribe
- 74. Wiyot Tribe



Emergency Declarations (n=76)

- |   |   |   |
|---|---|---|
| 1. Agua Caliente Band of Cahuilla Indians                               | 25. Fort Independence Indian Community of Paiute Indians of the Fort Independence Reservation | 51. Ramona Band of Cahuilla                   |
| 2. Augustine Band of Cahuilla Indians                                   | 26. Fort Mojave Indian Tribe  | 52. Redding Rancheria                         |
| 3. Barona Band of Mission Indians                                       | 27. Habematolel Pomo of Upper Lake Tribe  | 53. Resighini Rancheria                       |
| 4. Bear River Band of Rohnerville Rancheria                             | 28. Hoopa Valley Tribe  | 54. Rincon Band of Luiseno Indians            |
| 5. Berry Creek Rancheria of Maidu Indians of California                 | 29. Iipay Nation of Santa Ysabel  | 55. Robinson Rancheria                        |
| 6. Big Lagoon Rancheria   | 30. Jamul Indian Village  | 56. San Manuel Band of Mission Indians        |
| 7. Big Pine Paiute Tribe  | 31. Kashia Band of Pomo Indians of the Stewarts Point Rancheria                               | 57. San Pasqual Band of Mission Indians       |
| 8. Big Valley Band of Pomo Indians                                      | 32. La Jolla Band of Luiseno Indians  | 58. Santa Ynez Band of Chumash Indians        |
| 9. Bishop Paiute Tribe  | 33. Lone Pine Paiute-Shoshone Tribe   | 59. Scotts Valley Band of Pomo Indians        |
| 10. Blue Lake Rancheria   | 34. Los Coyotes Band of Cahuilla and Cupeño Indians   | 60. Shingle Springs Band of Miwok Indians     |
| 11. Buena Vista Rancheria   | 35. Karuk Tribe   | 61. Soboba Band of Luiseno Indians            |
| 12. Cabazon Band of Mission Indians                                     | 36. Manchester Point Arena Band of Pomo Indians   | 62. Susanville Indian Rancheria               |
| 13. Cachil DeHe Band of Wintun Indians of the Colusa Indian Community   | 37. Manzanita Band of Diegueno Mission Indians  | 63. Sycuan Band of the Kumeyaay Nation        |
| 14. Cahto Tribe   | 38. Mechoopda Indian Tribe  | 64. Table Mountain Rancheria                  |
| 15. Cahuilla Band of Indians  | 39. Mesa Grande Band of Diegueno Mission Indians  | 65. Tachi Yokut Tribe                         |
| 16. Chemehuevi Indian Tribe   | 40. Middletown Rancheria of Pomo Indians of California  | 66. Tolowa Dee-Ni' Nation                     |
| 17. Cher-Ae Heights Indian Community of the Trinidad Rancheria          | 41. Mooretown Rancheria   | 67. Torres Martinez Desert Cahuilla Indians   |
| 18. Chicken Ranch Rancheria of Me-Wuk Indians of California             | 42. Morongo Band of Mission Indians   | 68. Tule River Tribe                          |
| 19. Colorado River Indian Tribes  | 43. North Fork Rancheria of Mono Indians of California  | 69. Tuolumne Band of Me-Wuk Indians           |
| 20. Coyote Valley Band of Pomo Indians                                  | 44. Pala Band of Mission Indians  | 70. Twenty-Nine Palms Band of Mission Indians |
| 21. Dry Creek Rancheria Band of Pomo Indians                            | 45. Pauma Band of Luiseno Indians   | 71. Viejas Band of Kumeyaay Indians           |
| 22. Elk Valley Rancheria  | 46. Pechanga Band of Luiseno Indians  | 72. Washoe Tribe of Nevada and California     |
| 23. Enterprise Rancheria  | 47. Picayune Rancheria of the Chukchansi Indians  | 73. Wilton Rancheria                          |
| 24. Fort Bidwell Indian Community of the Fort Bidwell Reservation of CA | 48. Pit River Tribe   | 74. Wiyot Tribe                               |
|   | 49. Quartz Valley Indian Reservation  | 75. Yocha Dehe Wintun Nation                  |
|   | 50. Quechan Tribe of the Fort Yuma Indian Reservation   | 76. Yurok Tribe                               |



# OPENINGS AND CLOSURES: TRIBAL CASINOS

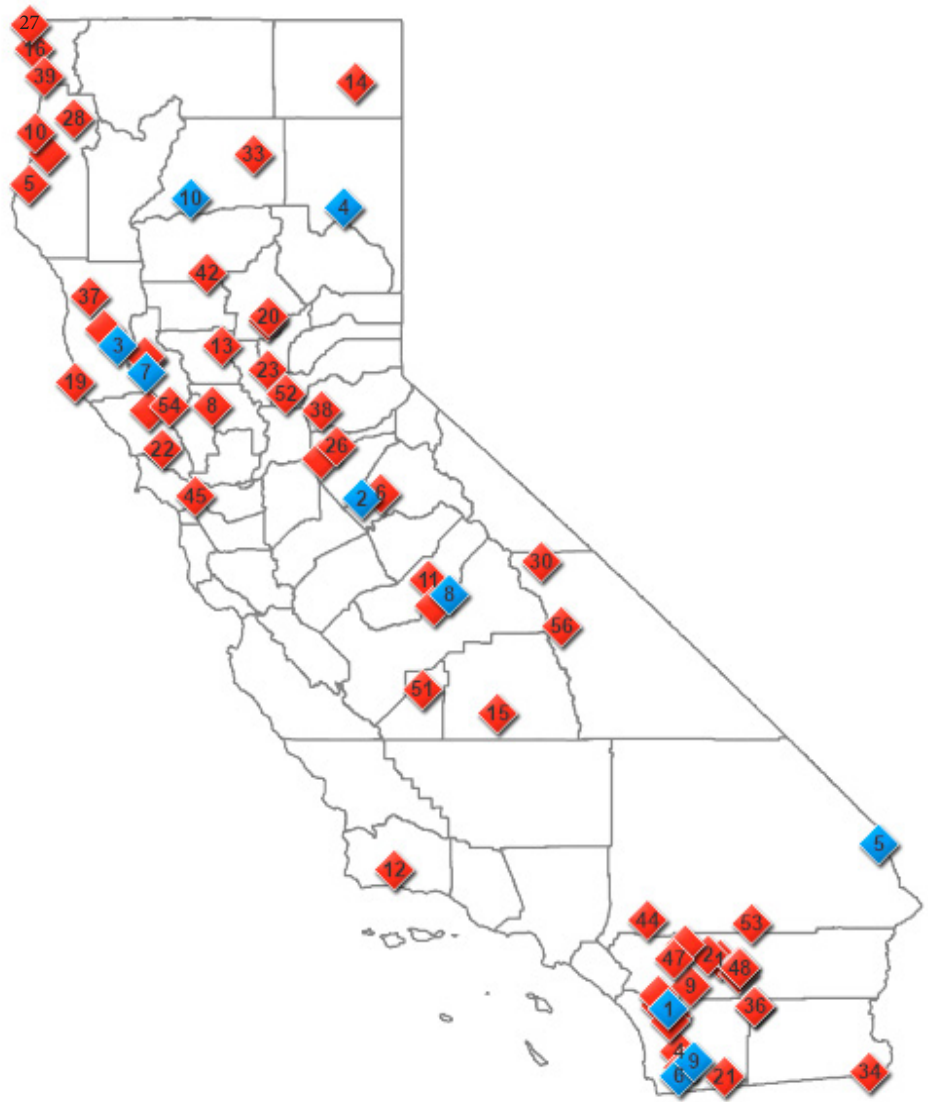
## Casino Openings (n=10)

1. Casino Pauma\*
2. Chicken Ranch Bingo and Casino\*
3. Coyote Valley Casino\*
4. Diamond Mountain Casino\*
5. Havasu Landing Resort and Casino\*
6. Jamul Casino
7. Konocti Vista Casino and Bingo\*
8. Mono Wind Casino\*
9. Viejas Casino
10. Win-River Casino

\*Casino restaurants and stores open only.  
Gaming areas remain closed.

## Casino Closures (n=56)

- |  |  |  |
|--|--|--|
| 1. Agua Caliente Resort Casino Spa Rancho Mirage | 20. Gold Country Casino and Hotel                        | 39. Redwood Hotel Casino                 |
| 2. Agua Caliente Casino Palm Springs             | 21. Golden Acorn Casino                                  | 40. River Rock Casino                    |
| 3. Augustine Casino                              | 22. Graton Resort & Casino                               | 41. Robinson Rancheria Resort and Casino |
| 4. Barona Valley Ranch Resort and Casino         | 23. Hard Rock Hotel & Casino Sacramento at Fire Mountain | 42. Rolling Hills Casino                 |
| 5. Bear River Casino                             | 24. Harrah's Northern California                         | 43. Running Creek Casino                 |
| 6. Black Oak Casino                              | 25. Harrah's Resort Southern California                  | 44. San Manuel Indian Bingo and Casino   |
| 7. Blue Lake Casino                              | 26. Jackson Rancheria Casino                             | 45. San Pablo Lytton Casino              |
| 8. Cache Creek Casino Resort                     | 27. Lucky 7 Casino                                       | 46. Sherwood Valley Casino               |
| 9. Cahuilla Casino                               | 28. Lucky Bear Casino                                    | 47. Soboba Casino                        |
| 10. Cher-Ae Heights Bingo and Casino             | 29. Morongo Casino, Resort & Spa                         | 48. Spotlight 29 Casino                  |
| 11. Chukchansi Gold Resort & Casino              | 30. Paiute Palace Casino                                 | 49. Sycuan Resort and Casino             |
| 12. Chumash Casino Resort                        | 31. Pala Casino Resort and Spa                           | 50. Table Mountain Casino                |
| 13. Colusa Casino Resort                         | 32. Pechanga Resort and Casino                           | 51. Tachi Palace Hotel and Casino        |
| 14. Desert Rose Casino                           | 33. Pit River Casino                                     | 52. Thunder Valley Casino Resort         |
| 15. Eagle Mountain Casino                        | 34. Quechan Resort Casino                                | 53. Tortoise Rock Casino                 |
| 16. Elk Valley Casino                            | 35. Rain Rock Casino                                     | 54. Twin Pine Casino                     |
| 17. Fantasy Springs Resort and Casino            | 36. Red Earth Casino                                     | 55. Valley View Casino                   |
| 18. Feather Falls Casino                         | 37. Red Fox Casino                                       | 56. Winnedumah Winn's Casino             |
| 19. Garcia River Casino                          | 38. Redhawk Casino                                       |  |



# TRIBAL HEAD STARTS CLOSED AS DIRECTED BY LOCAL SCHOOL DISTRICTS OR TRIBAL COUNCIL ORDERS





# California Counties COVID-19 Response

Click the color dots  
on the map  
for county information

[Governor Newsom Issued Statewide](#)


[Stay At Home Executive Order](#)

[March 19, 2020](#)

[Click here to read the REVISED Executive Order dated May 7, 2020](#)



Emergency Declarations  
(6 Counties)



Emergency Declarations and  
Shelter in Place /Safer at Home  
Orders or Directives  
(22 Counties)



Expired/Rescinded Orders  
(6 Counties)



Approved County Variances  
(24 Counties)

*Data is based on official documents,  
county correspondence with CSAC and media reports.  
Links to official documents are provided when available.*

Updated 10:00 am  
May 19, 2020



[www.counties.org](http://www.counties.org)