



# CORONAVIRUS DISEASE 2019 (COVID-19) SITUATIONAL REPORT #45 MAY 14, 2020



## DAILY HIGHLIGHTS

Globally, COVID-19 cases have surpassed 4.24 million with more than 294,000 deaths.

The total number of cases in the U.S. increased from 1,364,061 as reported on Wednesday 5/13/2020 to 1,384,930 reported today. The number of deaths increased from 82,246 to 83,947.

The California Area Indian Health Service (IHS) has reported that 82 California Tribal or Urban Indian Health Program patients have tested positive for COVID-19 as of 5/12/2020.

In the face of a global health crisis that has triggered a global financial crisis, Governor Gavin Newsom submitted a 2020-21 May Revision budget proposal to the Legislature, a balanced plan to close a budget gap of more than \$54 billion brought on swiftly by the COVID-19 recession. For more information click here: <https://www.gov.ca.gov/2020/05/14/governor-newsom-submits-may-revision-budget-proposal-to-legislature-5-14-20/>

Join the Directors of the 12 Tribal Epidemiology Centers, on 05/21/2020 at 2 p.m. EST (11 a.m. PST), in a roundtable discussion describing the roles of the Centers in Indian Country COVID-19 response efforts.

Register in advance here: <https://us02web.zoom.us/meeting/register/tZUsdOCopzozGtHmEJjh4AU0Jy44iTM-pou->

## UNITED STATES

### COVID-19: U.S. at a Glance\*

- Total cases: 1,384,930
- Total deaths: 83,947
- Jurisdictions reporting cases: 55 (50 states, District of Columbia, Guam, Puerto Rico, the Northern Mariana Islands, and the U.S. Virgin Islands)

\*As of April 14, 2020, CDC case counts and death counts include both confirmed and probable cases and deaths. This change was made to reflect an interim COVID-19 position statement issued by the Council for State and Territorial

Epidemiologists on April 5, 2020. The position statement included a case definition and made COVID-19 a nationally notifiable disease.

A confirmed case or death is defined by meeting confirmatory laboratory evidence for COVID-19.

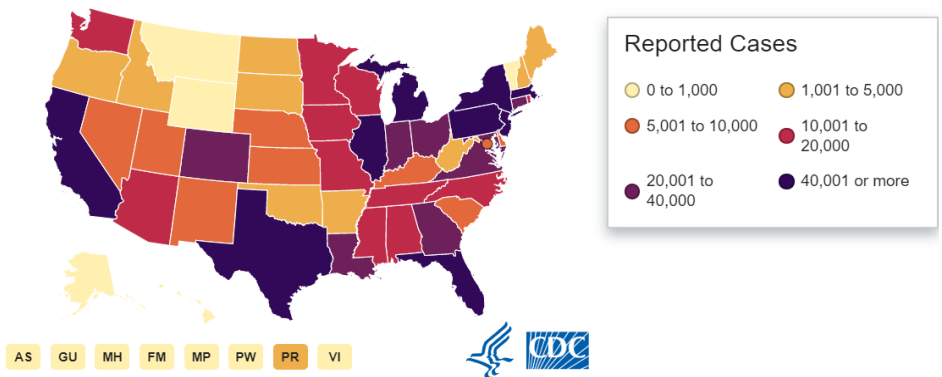
A probable case or death is defined by:

- meeting clinical criteria AND epidemiologic evidence with no confirmatory laboratory testing performed for COVID-19; or
- meeting presumptive laboratory evidence AND either clinical criteria OR epidemiologic evidence; or
- meeting vital records criteria with no confirmatory laboratory testing performed for COVID-19.

State and local public health departments are now testing and publicly reporting their cases. In the event of a discrepancy between CDC cases and cases reported by state and local public health officials, data reported by states should be considered the most up to date.

### Public Health Laboratory Testing

As of the evening of May 13, the total number of public health laboratories (PHL) that have completed verification and are offering testing is 97. This includes one or more PHL in 50 states plus the District of Columbia, Guam and Puerto Rico.





# CORONAVIRUS DISEASE 2019 (COVID-19) SITUATIONAL REPORT #45 MAY 14, 2020



## COVID-19 CASES BY IHS AREA AS OF MAY 12, 2020\*

	NEGATIVE CASES	POSITIVE CASES	TESTED
NAVAJO	11,275	3,668	15,875
ALBUQUERQUE	2,903	378	4,130
OKLAHOMA CITY	6,892	230	7,860
PORTLAND	2,171	241	2,467
PHOENIX	2,692	687	3,701
CALIFORNIA	1,713	82	2,252
GREAT PLAINS	2,070	121	2,501
BEMIDJI	1,606	92	2,132
BILLINGS	5,288	143	5,531
NASHVILLE	2,835	313	3,344
ALASKA	9,407	22	11,909
TUCSON	699	22	816

\*as of 7PM EST May 12, 2020

## CALIFORNIA

As of May 13, 2020, there are a total of 73,164 positive cases and 3,032 deaths in California.

Ages of all confirmed positive cases:

- Age 0-17: 2,799 cases
- Age 18-49: 36,602 cases
- Age 50-64: 18,154 cases
- Age 65 and older: 15,498 cases
- Unknown/Missing: 111 cases

Gender of all confirmed positive cases:

- Female: 35,890 cases
- Male: 36,826 cases
- Unknown: 448 cases

In order to better focus public health resources on the changing needs of California communities, beginning on March 18, the state is no longer collecting information about California travelers returning from countries that have confirmed COVID-19 outbreaks. Community transmission of COVID-19 has been identified in California since late February, and since early March, most of the confirmed cases in the state were not related to travel outside of the United States.

Twenty-two public health labs in California are testing samples for COVID-19. These labs include the California Department of Public Health's Laboratory in Richmond, Alameda, Contra Costa, Humboldt, Long Beach, Los Angeles, Monterey, Napa-Solano-Yolo-Marin (located in Solano), Orange, Riverside, Sacramento, San Bernardino, San Diego, San Francisco, San Joaquin, San Luis Obispo, San Mateo, Santa Clara, Shasta, Sonoma, Tulare and Ventura County public health laboratories. The Richmond Laboratory will provide diagnostic testing within a 48-hour turnaround time. This means California public health officials will get test results sooner, so that patients will get the best care.

## INDIAN HEALTH SERVICE CALIFORNIA AREA

2,252 Tribal or Urban Indian Health Program patients in the California Area have been tested for COVID-19 as of 5/12/2020.

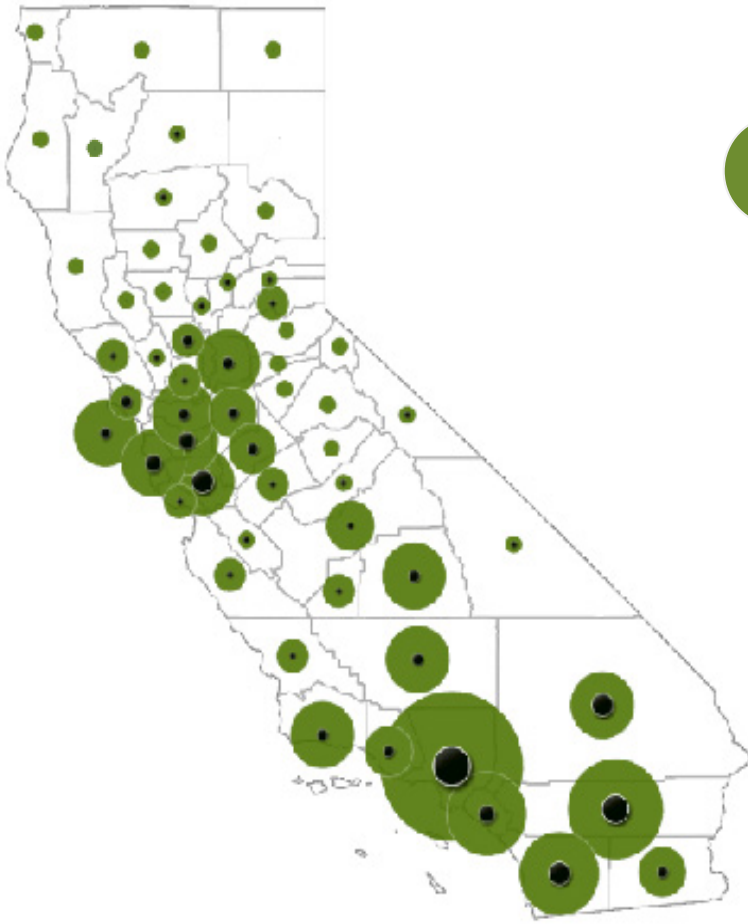
Of these, 82 patients have tested positive for COVID-19 and 1,713 have tested negative for COVID-19.

If you have any questions or concerns please contact:

Vanesscia Cresci at [vcresci@crihb.org](mailto:vcresci@crihb.org) or Aurimar Ayala at [aayala@crihb.org](mailto:aayala@crihb.org)

CONFIRMED CASES AND DEATHS BY COUNTY

CURRENT AS OF May 14, 2020



Counties with most reported cases\*

Los Angeles	34,552
Riverside	5,343
San Diego	5,278
Orange	3,749
San Bernardino	3,153

Counties with most reported deaths

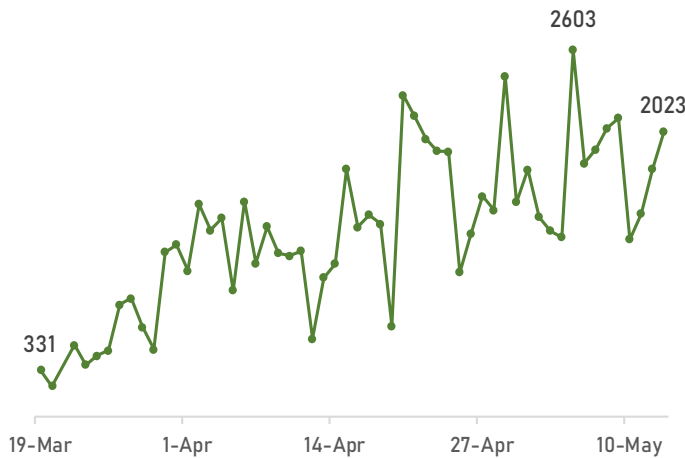
Los Angeles	1,663
Riverside	228
San Diego	194
San Bernardino	138
Santa Clara	132

\*Source: County-level case and death counts are obtained from county websites as of 10am on days reported.

California Case Statistics

**73,164** Cases

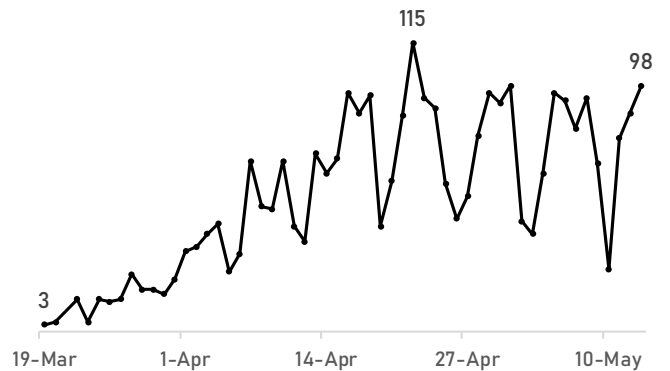
New Confirmed Cases in California by Date of Lab Confirmation



California Death Statistics

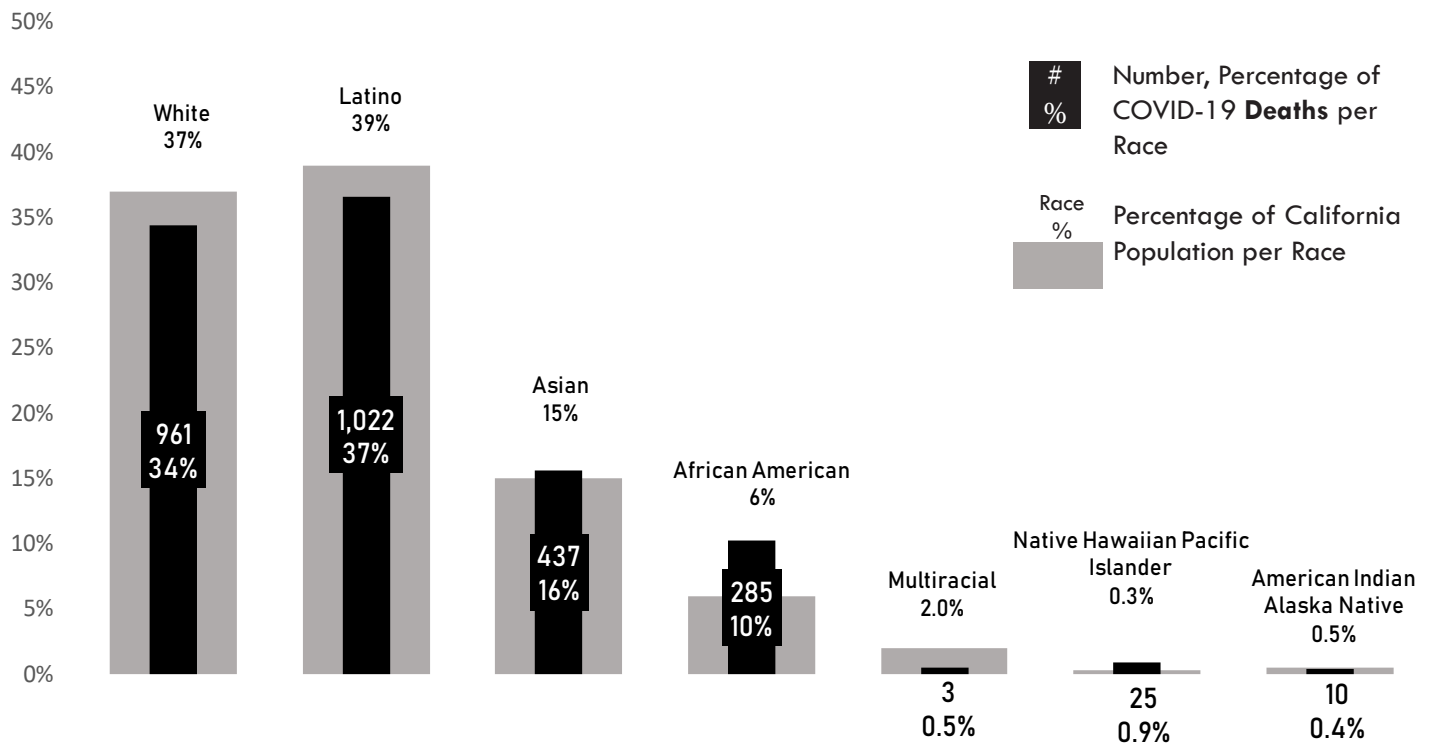
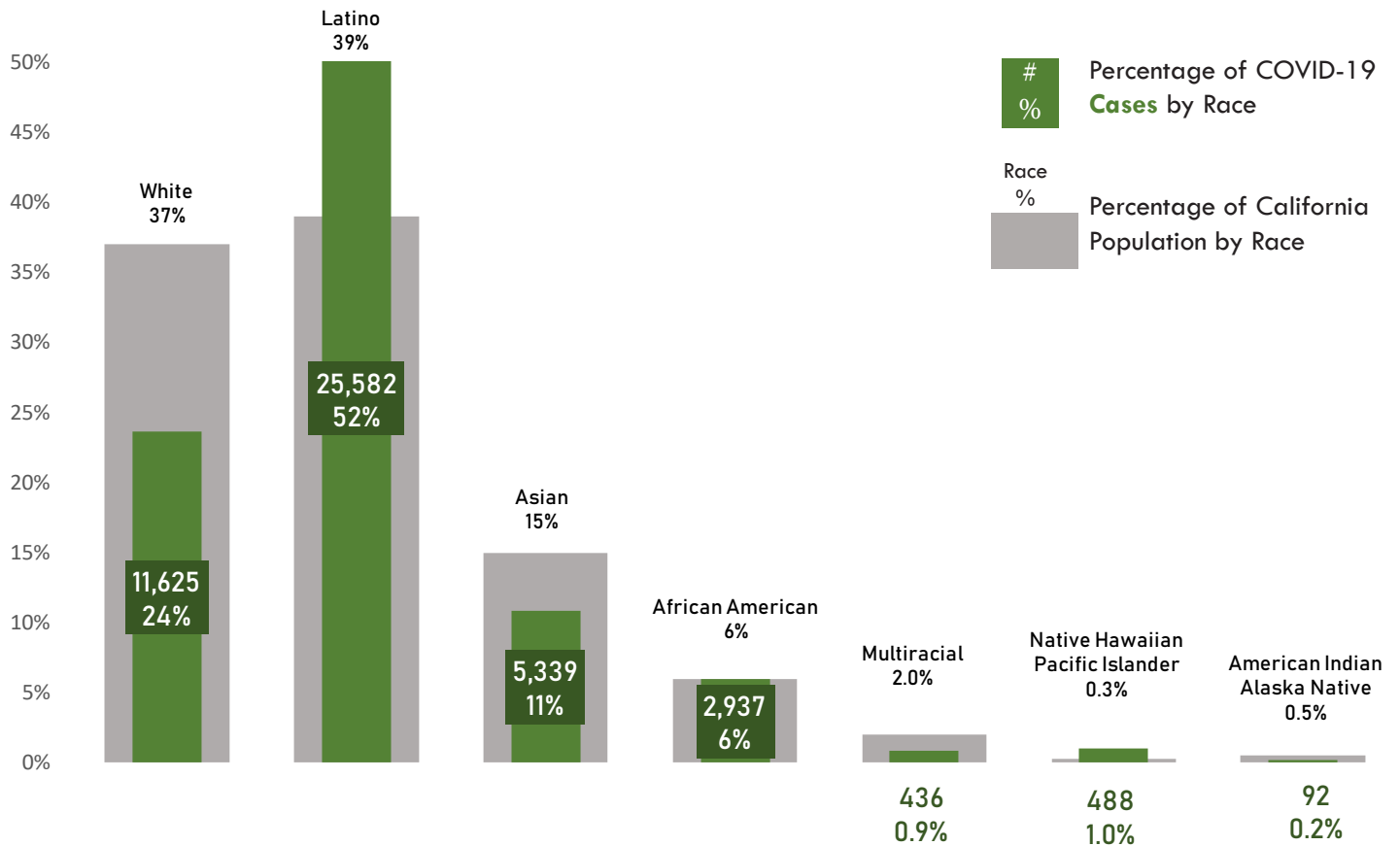
**3,032** Deaths

New Confirmed Deaths in California by Date



## RACIAL DISTRIBUTION OF CONFIRMED COVID-19 CASES AND DEATHS IN CALIFORNIA

American Indians and Alaska Natives account for 0.5% percent of the population, **0.2% of COVID-19 cases**, and **0.4% of deaths** in California. These include **92 cases** and **10 deaths** among American Indian and Alaska Native people in California.



33% of cases and 5% of deaths are of unknown race/ethnicity. As of 5/13/2020. Source: CDPH

## CHARACTERISTICS OF CALIFORNIA COVID-19 POSITIVE CASES

In California:

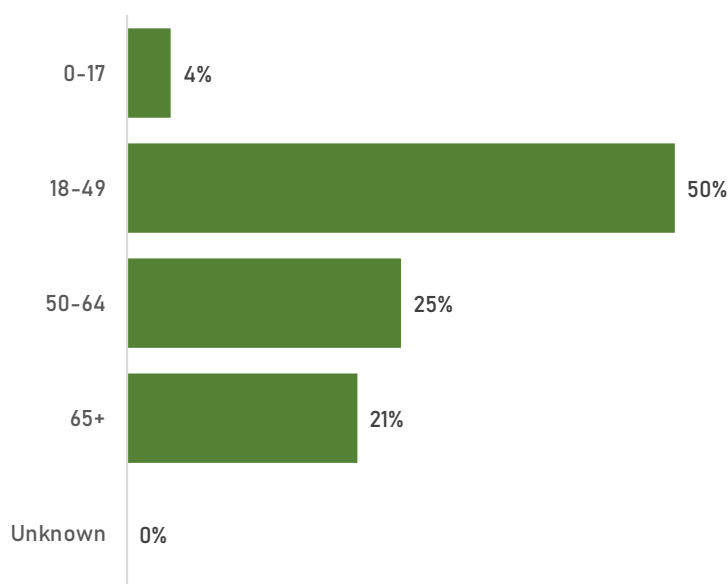
**4.5%** of confirmed cases have been admitted to a hospital

**1.5%** of confirmed cases have been admitted to an Intensive Care Unit

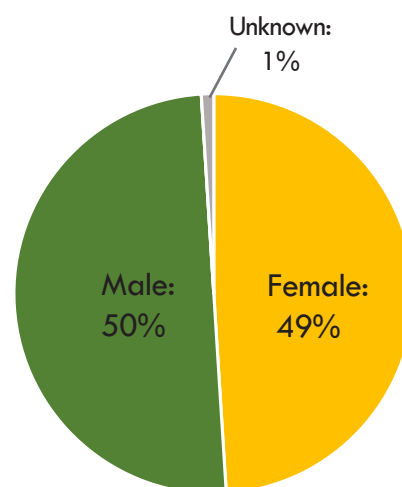
**4.1%** of cases have died

As of 5/13/2020. Source: CDPH

Positive Cases by Age Group



Positive Cases by Gender



Note: Percentages may not add up to 100% due to rounding.

As of 5/13/2020. Source: CDPH

### Racial disparities:

- For all adults ages 18+, Latinos, African Americans, and Native Hawaiians and Pacific Islanders are dying at disproportionately high rates.
- For Native Hawaiians and Pacific Islanders, overall numbers are low, but the proportion of COVID-19 deaths is roughly 3 times their population representation.

Source: CDPH

# TRIBAL STATE OF EMERGENCY AND SHELTER IN PLACE DECLARATIONS



Tribes do not need to issue a state of emergency to access FEMA resources.



## Tribes Issuing Shelter in Place Order

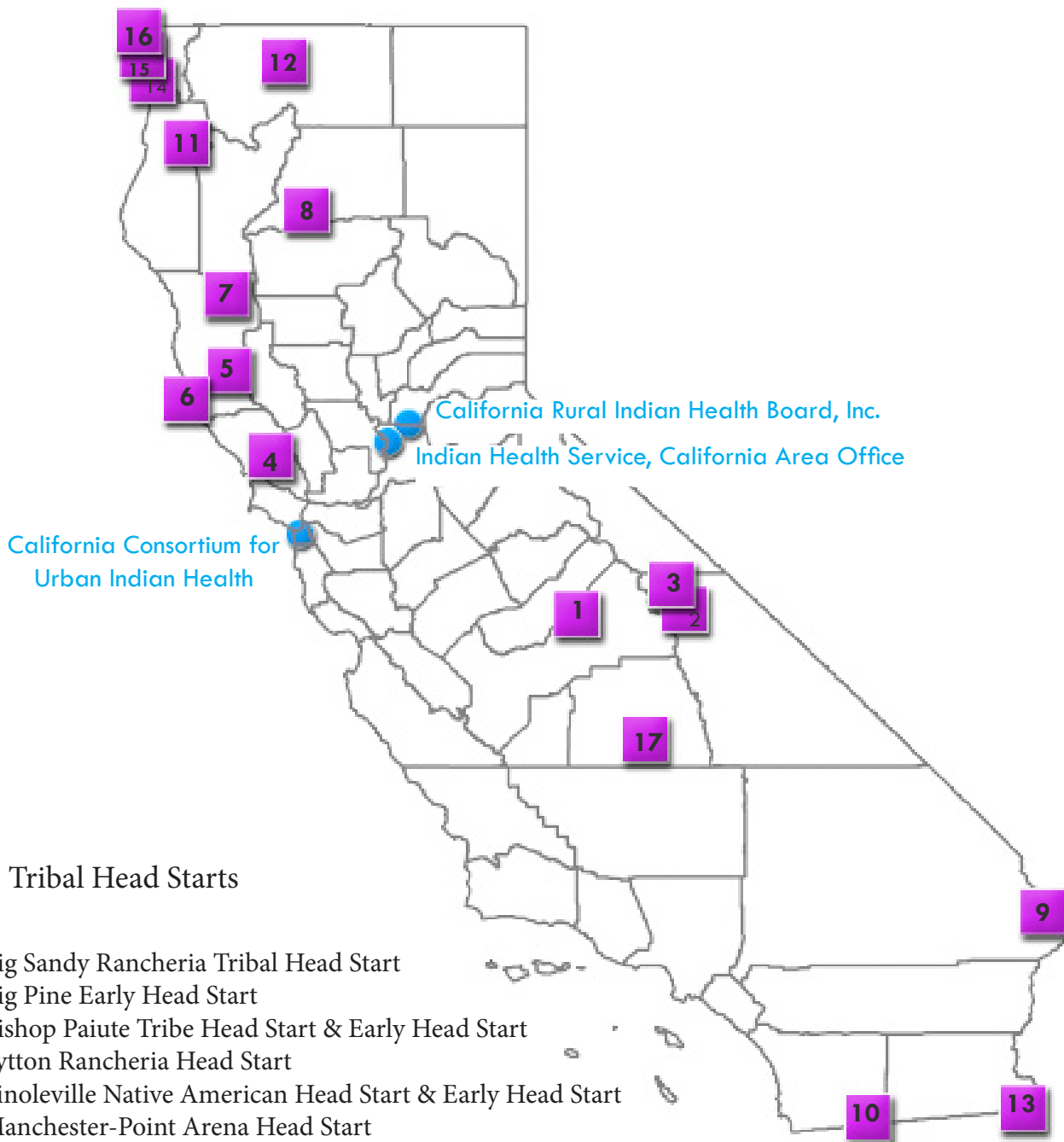
- 28. Hoopa Valley Tribe
- 68. Tule River Tribe
- 73. Wiyot Tribe



## Emergency Declarations (n=76)

- |  |   |   |
|--|---|---|
| <ol style="list-style-type: none"> <li>1. Agua Caliente Band of Cahuilla Indians</li> <li>2. Augustine Band of Cahuilla Indians</li> <li>3. Barona Band of Mission Indians</li> <li>4. Bear River Band of Rohnerville Rancheria</li> <li>5. Berry Creek Rancheria of Maidu Indians of California</li> <li>6. Big Lagoon Rancheria</li> <li>7. Big Pine Paiute Tribe</li> <li>8. Big Valley Band of Pomo Indians</li> <li>9. Bishop Paiute Tribe</li> <li>10. Blue Lake Rancheria</li> <li>11. Buena Vista Rancheria</li> <li>12. Cabazon Band of Mission Indians</li> <li>13. Cachil DeHe Band of Wintun Indians of the Colusa Indian Community</li> <li>14. Cahto Tribe</li> <li>15. Cahuilla Band of Indians</li> <li>16. Chemehuevi Indian Tribe</li> <li>17. Cher-Ae Heights Indian Community of the Trinidad Rancheria</li> <li>18. Chicken Ranch Rancheria of Me-Wuk Indians of California</li> <li>19. Colorado River Indian Tribes</li> <li>20. Coyote Valley Band of Pomo Indians</li> <li>21. Dry Creek Rancheria Band of Pomo Indians</li> <li>22. Elk Valley Rancheria</li> <li>23. Enterprise Rancheria</li> <li>24. Fort Bidwell Indian Community of the Fort Bidwell Reservation of CA</li> </ol> | <ol style="list-style-type: none"> <li>25. Fort Independence Indian Community of Paiute Indians of the Fort Independence Reservation</li> <li>26. Fort Mojave Indian Tribe</li> <li>27. Habematolel Pomo of Upper Lake Tribe</li> <li>28. Hoopa Valley Tribe</li> <li>29. Iipay Nation of Santa Ysabel</li> <li>30. Jamul Indian Village</li> <li>31. Kashia Band of Pomo Indians of the Stewarts Point Rancheria</li> <li>32. La Jolla Band of Luiseno Indians</li> <li>33. Lone Pine Paiute-Shoshone Tribe</li> <li>34. Los Coyotes Band of Cahuilla and Cupeno Indians</li> <li>35. Karuk Tribe</li> <li>36. Manchester Point Arena Band of Pomo Indians</li> <li>37. Manzanita Band of Diegueno Mission Indians</li> <li>38. Mechoopda Indian Tribe</li> <li>39. Mesa Grande Band of Diegueno Mission Indians</li> <li>40. Middletown Rancheria of Pomo Indians of California</li> <li>41. Mooretown Rancheria</li> <li>42. Morongo Band of Mission Indians</li> <li>43. North Fork Rancheria of Mono Indians of California</li> <li>44. Pala Band of Mission Indians</li> <li>45. Pauma Band of Luiseno Indians</li> <li>46. Pechanga Band of Luiseno Indians</li> <li>47. Picayune Rancheria of the Chukchansi Indians</li> <li>48. Pit River Tribe</li> <li>49. Quartz Valley Indian Reservation</li> <li>50. Quechan Tribe of the Fort Yuma Indian Reservation</li> </ol> | <ol style="list-style-type: none"> <li>51. Ramona Band of Cahuilla</li> <li>52. Redding Rancheria</li> <li>53. Resighini Rancheria</li> <li>54. Rincon Band of Luiseno Indians</li> <li>55. Robinson Rancheria</li> <li>56. San Manuel Band of Mission Indians</li> <li>57. San Pasqual Band of Mission Indians</li> <li>58. Santa Ynez Band of Chumash Indians</li> <li>59. Scotts Valley Band of Pomo Indians</li> <li>60. Shingle Springs Band of Miwok Indians</li> <li>61. Soboba Band of Luiseno Indians</li> <li>62. Susanville Indian Rancheria</li> <li>63. Sycuan Band of the Kumeyaay Nation</li> <li>64. Table Mountain Rancheria</li> <li>65. Tachi Yokut Tribe</li> <li>66. Tolowa Dee-Ni' Nation</li> <li>67. Torres Martinez Desert Cahuilla Indians</li> <li>68. Tule River Tribe</li> <li>69. Tuolumne Band of Me-Wuk Indians</li> <li>70. Twenty-Nine Palms Band of Mission Indians</li> <li>71. Viejas Band of Kumeyaay Indians</li> <li>72. Washoe Tribe of Nevada and California</li> <li>73. Wiyot Tribe</li> <li>74. Wilton Rancheria</li> <li>75. Yocha Dehe Wintun Nation</li> <li>76. Yurok Tribe</li> </ol> |
|--|---|---|

TRIBAL HEAD STARTS CLOSED AS DIRECTED BY  
LOCAL SCHOOL DISTRICTS OR TRIBAL COUNCIL ORDERS



1. Big Sandy Rancheria Tribal Head Start
2. Big Pine Early Head Start
3. Bishop Paiute Tribe Head Start & Early Head Start
4. Lytton Rancheria Head Start
5. Pinoleville Native American Head Start & Early Head Start
6. Manchester-Point Arena Head Start
7. Round Valley Indian Tribes Head Start
8. Redding Rancheria Head Start
9. Chemehuevi Head Start
10. Campo Kumeyaay Head Start
11. Hoopa Tribal Early Head Start & Head Start
12. Karuk Tribal Head Start
13. Quechan Head Start
14. Yurok Tribe Head Start
15. Elk Valley Rancheria Head Start
16. Howonquet Head Start
17. Tule River Head Start







# California Counties COVID-19 Response

Click the color dots  
on the map  
for county information

[Governor Newsom Issued Statewide  
Stay At Home Executive Order  
March 19, 2020](#)

[Click here to read the REVISED Executive Order dated May 7, 2020](#)

-  Emergency Declarations  
(10 Counties)
-  Emergency Declarations and  
Shelter in Place /Safer at Home  
Orders or Directives  
(23 Counties)
-  Expired/Rescinded Orders  
(6 Counties)
-  Approved County Variances  
(19 Counties)

