



# CORONAVIRUS DISEASE 2019 (COVID-19) SITUATIONAL REPORT #44 MAY 13, 2020



## DAILY HIGHLIGHTS

Globally, COVID-19 cases have surpassed 4.17 million with more than 287,400 deaths.

The total number of cases in the U.S. increased from 1,342,594 as reported on Tuesday 5/12/2020 to 1,364,061 reported today. The number of deaths increased from 80,820 to 82,246.

The California Area Indian Health Service (IHS) has reported that 82 California Tribal or Urban Indian Health Program patients have tested positive for COVID-19 as of 5/11/2020.

As a result of California scaling up its COVID-19 testing capacity in recent weeks, Governor Gavin Newsom announced, on Tuesday 5/12/2020, that more than 1 million diagnostic tests for the virus have been conducted statewide.

Join the Directors of the 12 Tribal Epidemiology Centers, on 05/21/2020 at 2 p.m. EST, in a roundtable discussion describing the roles of the Centers in Indian Country COVID-19 response efforts.

Register in advance here: <https://us02web.zoom.us/meeting/register/tZUsdOCopzGtHmEJJh4AU0Jy44iTM-pou->

## UNITED STATES

### COVID-19: U.S. at a Glance\*

- Total cases: 1,364,061
- Total deaths: 82,246
- Jurisdictions reporting cases: 55 (50 states, District of Columbia, Guam, Puerto Rico, the Northern Mariana Islands, and the U.S. Virgin Islands)

\*As of April 14, 2020, CDC case counts and death counts include both confirmed and probable cases and deaths. This change was made to reflect an interim COVID-19 position statement issued by the Council for State and Territorial Epidemiologists on April 5, 2020.

The position statement included a case definition and made COVID-19 a nationally notifiable disease.

A confirmed case or death is defined by meeting confirmatory laboratory evidence for COVID-19.

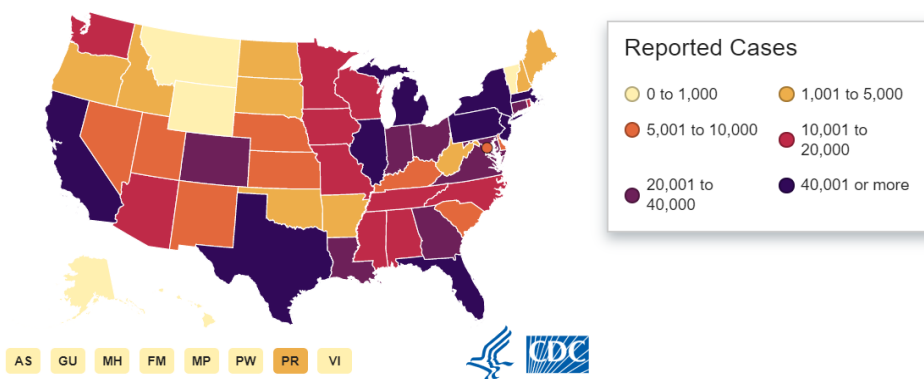
A probable case or death is defined by:

- i) meeting clinical criteria AND epidemiologic evidence with no confirmatory laboratory testing performed for COVID-19; or
- ii) meeting presumptive laboratory evidence AND either clinical criteria OR epidemiologic evidence; or
- iii) meeting vital records criteria with no confirmatory laboratory testing performed for COVID-19.

State and local public health departments are now testing and publicly reporting their cases. In the event of a discrepancy between CDC cases and cases reported by state and local public health officials, data reported by states should be considered the most up to date.

### Public Health Laboratory Testing

As of the evening of May 12, the total number of public health laboratories (PHL) that have completed verification and are offering testing is 97. This includes one or more PHL in 50 states plus the District of Columbia, Guam and Puerto Rico.

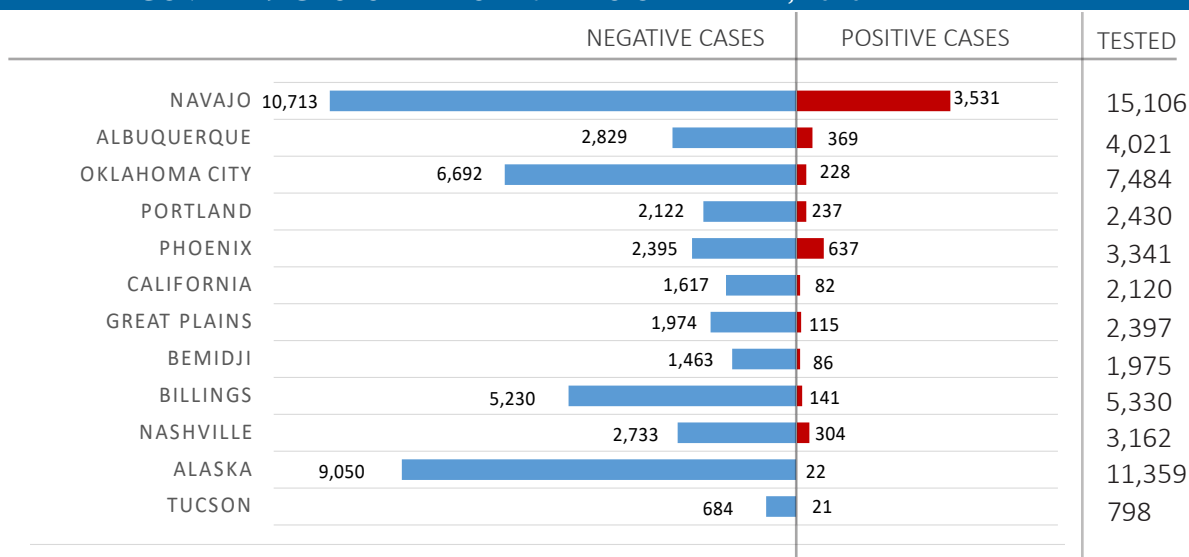




# CORONAVIRUS DISEASE 2019 (COVID-19) SITUATIONAL REPORT #44 MAY 13, 2020



## COVID-19 CASES BY IHS AREA AS OF MAY 11, 2020\*



\*as of 7PM EST May 11, 2020

## CALIFORNIA

As of May 12, 2020, there are a total of 71,141 positive cases and 2,934 deaths in California.

Ages of all confirmed positive cases:

- Age 0-17: 2,672 cases
- Age 18-49: 35,567 cases
- Age 50-64: 17,701 cases
- Age 65 and older: 15,098 cases
- Unknown/Missing: 103 cases

Gender of all confirmed positive cases:

- Female: 34,851 cases
- Male: 35,845 cases
- Unknown: 445 cases

In order to better focus public health resources on the changing needs of California communities, beginning on March 18, the state is no longer collecting information about California travelers returning from countries that have confirmed COVID-19 outbreaks. Community transmission of COVID-19 has been identified in California since late February, and since early March, most of the confirmed cases in the state were not related to travel outside of the United States.

Twenty-two public health labs in California are testing samples for COVID-19. These labs include the California Department of Public Health's Laboratory in Richmond, Alameda, Contra Costa, Humboldt, Long Beach, Los Angeles, Monterey, Napa-Solano-Yolo-Marin (located in Solano), Orange, Riverside, Sacramento, San Bernardino, San Diego, San Francisco, San Joaquin, San Luis Obispo, San Mateo, Santa Clara, Shasta, Sonoma, Tulare and Ventura County public health laboratories. The Richmond Laboratory will provide diagnostic testing within a 48-hour turnaround time. This means California public health officials will get test results sooner, so that patients will get the best care.

## INDIAN HEALTH SERVICE CALIFORNIA AREA

2,120 Tribal or Urban Indian Health Program patients in the California Area have been tested for COVID-19 as of 5/11/2020.

Of these, 82 patients have tested positive for COVID-19 and 1,617 have tested negative for COVID-19.

If you have any questions or concerns please contact:

Vanesscia Cresci at [vcresci@carih.org](mailto:vcresci@carih.org) or Aurimar Ayala at [aayala@carih.org](mailto:aayala@carih.org)

# CONFIRMED CASES AND DEATHS BY COUNTY CURRENT AS OF May 13, 2020



## Counties with most reported cases\*

Los Angeles	33,247
Riverside	5,248
San Diego	5,161
Orange	3,602
San Bernardino	3,078

## Counties with most reported deaths

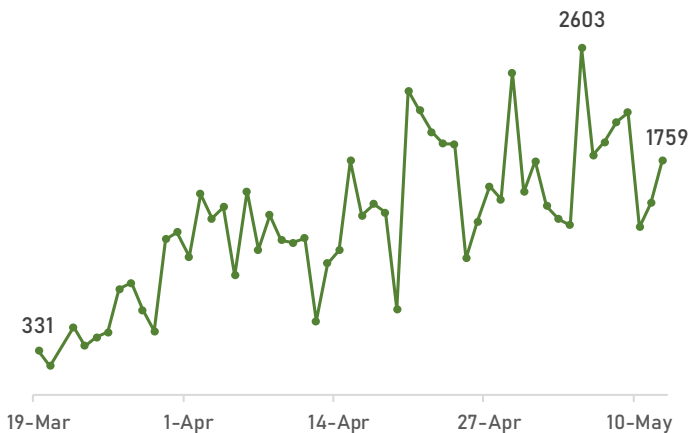
Los Angeles	1,617
Riverside	225
San Diego	190
Santa Clara	130
San Bernardino	120

\*Source: County-level case and death counts are obtained from county websites as of 10am on days reported.

### California Case Statistics

71,141 Cases

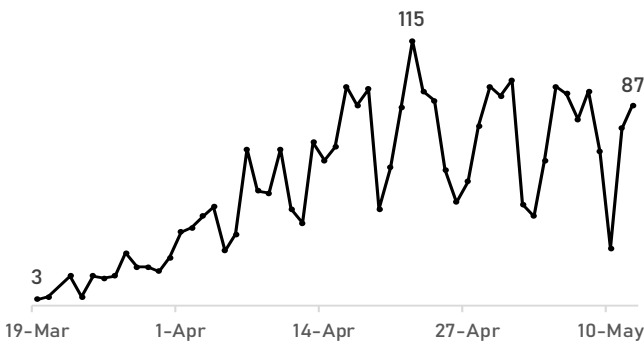
New Confirmed Cases in California  
by Date of Lab Confirmation



### California Death Statistics

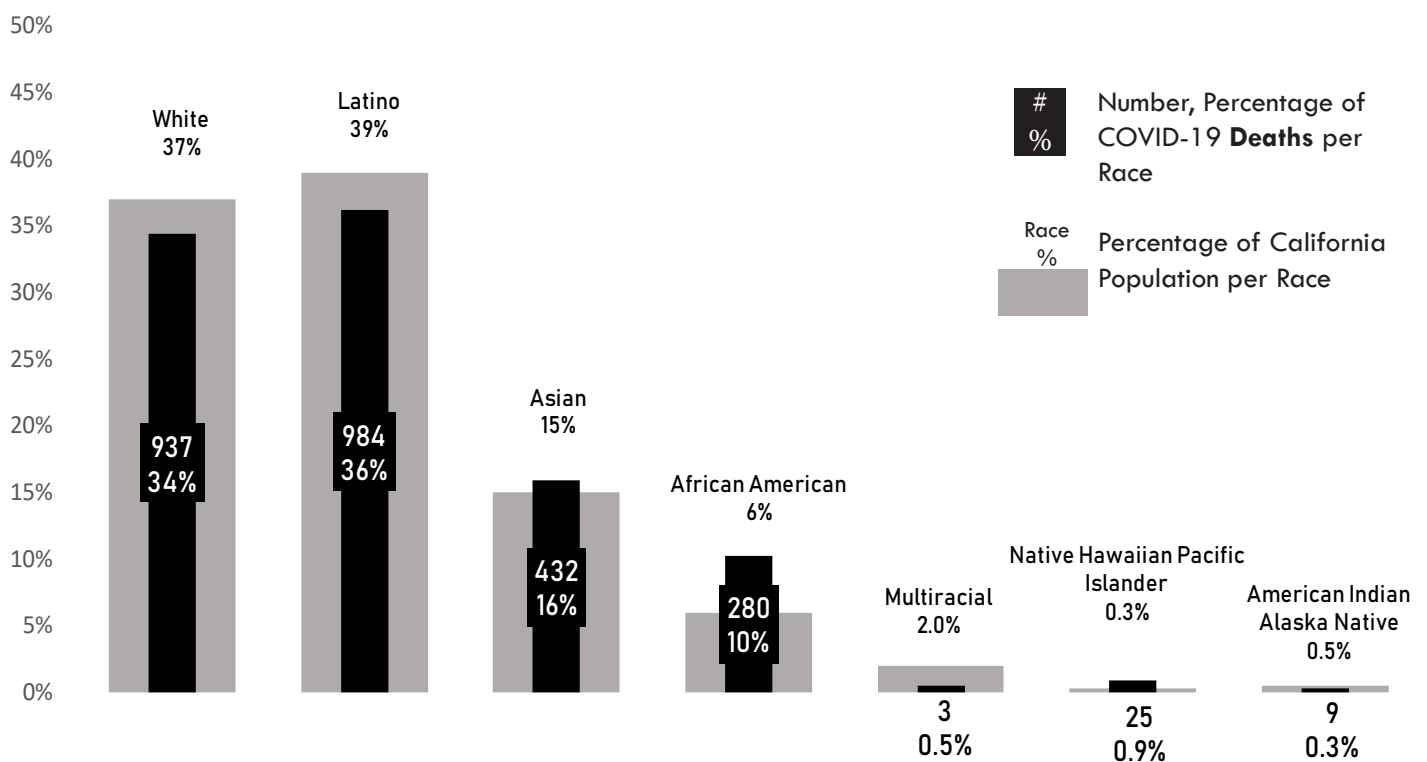
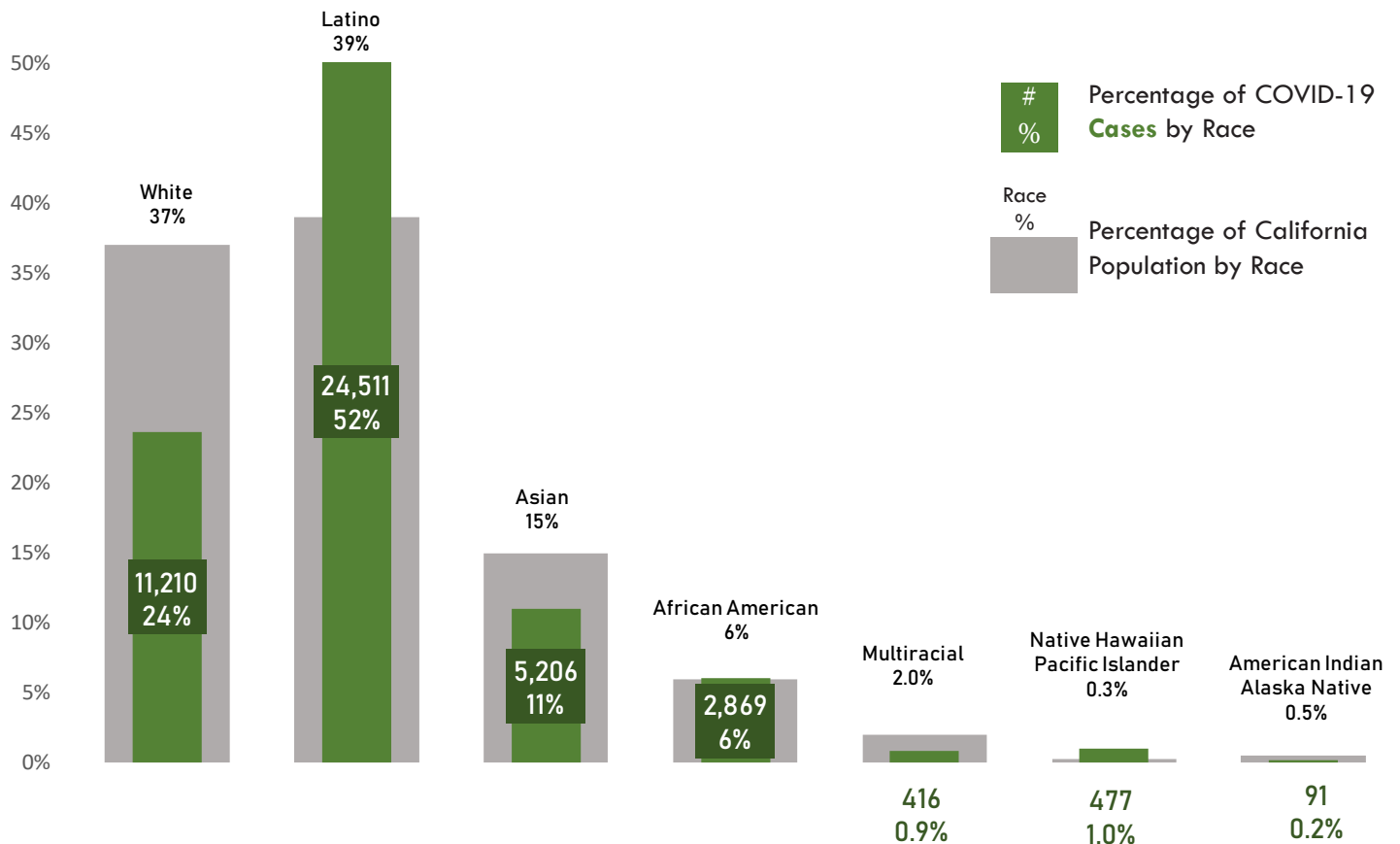
2,934 Deaths

New Confirmed Deaths in  
California by Date



## RACIAL DISTRIBUTION OF CONFIRMED COVID-19 CASES AND DEATHS IN CALIFORNIA

American Indians and Alaska Natives account for 0.5% percent of the population, **0.2% of COVID-19 cases**, and **0.3% of deaths** in California. These include **91** cases and 9 deaths among American Indian and Alaska Native people in California.



33% of cases and 4% of deaths are of unknown race/ethnicity. As of 5/12/2020. Source: CDPH

## CHARACTERISTICS OF CALIFORNIA COVID-19 POSITIVE CASES

In California:

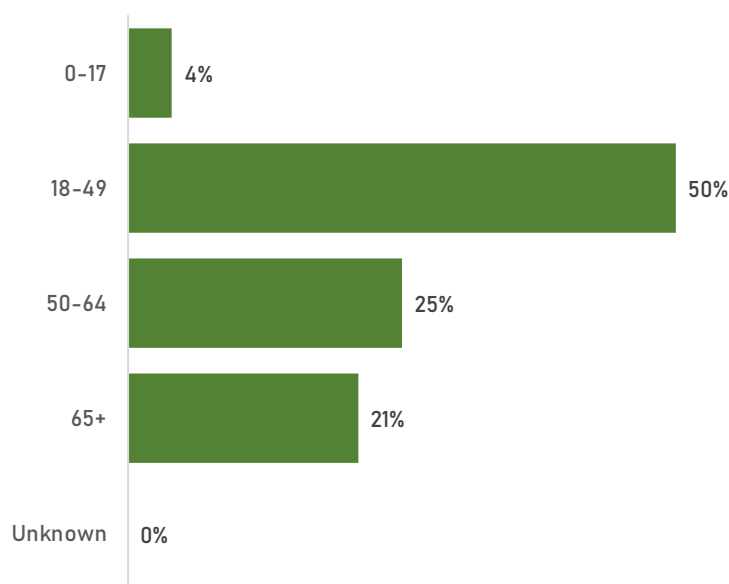
**4.6%** of confirmed cases have been admitted to a hospital

**1.5%** of confirmed cases have been admitted to an Intensive Care Unit

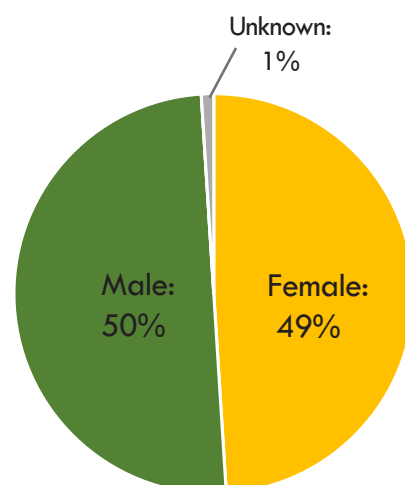
**4.1%** of cases have died

As of 5/12/2020. Source: CDPH

Positive Cases by Age Group



Positive Cases by Gender



Note: Percentages may not add up to 100% due to rounding.

As of 5/12/2020. Source: CDPH

### Racial disparities:

- For all adults ages 18+, Latinos, African Americans, and Native Hawaiians and Pacific Islanders are dying at disproportionately high rates.
- For Native Hawaiians and Pacific Islanders, overall numbers are low, but the proportion of COVID-19 deaths is roughly 3 times their population representation.

Source: CDPH

# TRIBAL STATE OF EMERGENCY AND SHELTER IN PLACE DECLARATIONS



Tribes do not need to issue a state of emergency to access FEMA resources.



## Tribes Issuing Shelter in Place Order

- 24. Hoopa Valley Tribe
- 59. Tule River Tribe
- 65. Wiyot Tribe



## Emergency Declarations (n=67)

- |   |  |   |
|---|--|---|
| 1. Agua Caliente Band of Cahuilla Indians                             | 22. Fort Mojave Indian Tribe                           | 45. Rincon Band of Luiseno Indians            |
| 2. Augustine Band of Cahuilla Indians                                 | 23. Habematolel Pomo of Upper Lake Tribe               | 46. Robinson Rancheria                        |
| 3. Barona Band of Mission Indians                                     | 24. Hoopa Valley Tribe                                 | 47. San Manuel Band of Mission Indians        |
| 4. Bear River Band of Rohnerville Rancheria                           | 25. Iipay Nation of Santa Ysabel                       | 48. San Pasqual Band of Mission Indians       |
| 5. Big Pine Paiute Tribe  | 26. Jamul Indian Village                               | 49. Santa Ynez Band of Chumash Indians        |
| 6. Big Valley Band of Pomo Indians                                    | 27. La Jolla Band of Luiseno Indians                   | 50. Scott's Valley Band of Pomo Indians       |
| 7. Bishop Paiute Tribe  | 28. Lone Pine Paiute-Shoshone Tribe                    | 51. Shingle Springs Band of Miwok Indians     |
| 8. Blue Lake Rancheria  | 29. Karuk Tribe  | 52. Soboba Band of Luiseno Indians            |
| 9. Buena Vista Rancheria  | 30. Mechoopda Indian Tribe                             | 53. Susanville Indian Rancheria               |
| 10. Cabazon Band of Mission Indians                                   | 31. Mesa Grande Band of Diegueno Mission Indians       | 54. Sycuan Band of the Kumeyaay Nation        |
| 11. Cachil DeHe Band of Wintun Indians of the Colusa Indian Community | 32. Middletown Rancheria of Pomo Indians of California | 55. Table Mountain Rancheria                  |
| 12. Cahto Tribe   | 33. Mooretown Rancheria                                | 56. Tachi Yokut Tribe                         |
| 13. Cahuilla Band of Indians  | 34. Morongo Band of Mission Indians                    | 57. Tolowa Dee-Ni' Nation                     |
| 14. Chemehuevi Indian Tribe   | 35. North Fork Rancheria of Mono Indians of California | 58. Torres Martinez Desert Cahuilla Indians   |
| 15. Cher-Ae Heights Indian Community of the Trinidad Rancheria        | 36. Pala Band of Mission Indians                       | 59. Tule River Tribe                          |
| 16. Chicken Ranch Rancheria of Me-Wuk Indians of California           | 37. Pauma Band of Luiseno Indians                      | 60. Tuolumne Band of Me-Wuk Indians           |
| 17. Colorado River Indian Tribes                                      | 38. Pechanga Band of Luiseno Indians                   | 61. Twenty-Nine Palms Band of Mission Indians |
| 18. Coyote Valley Band of Pomo Indians                                | 39. Picayune Rancheria of the Chukchansi Indians       | 62. Viejas Band of Kumeyaay Indians           |
| 19. Dry Creek Rancheria Band of Pomo Indians                          | 40. Pit River Tribe                                    | 63. Washoe Tribe of Nevada and California     |
| 20. Elk Valley Rancheria  | 41. Quartz Valley Indian Reservation                   | 64. Wilton Rancheria                          |
| 21. Enterprise Rancheria  | 42. Quechan Tribe of the Fort Yuma Indian Reservation  | 65. Wiyot Tribe                               |
|   | 43. Redding Rancheria                                  | 66. Yocha Dehe Wintun Nation                  |
|   | 44. Resighini Rancheria                                | 67. Yurok Tribe                               |

# TRIBAL HEAD STARTS CLOSED AS DIRECTED BY LOCAL SCHOOL DISTRICTS OR TRIBAL COUNCIL ORDERS




# California Counties COVID-19 Response

Click the color dots  
on the map  
for county information

[Governor Newsom Issued Statewide Stay At  
Home Executive Order  
March 19, 2020](#)

[Click here to read the REVISED Executive Order dated May 7, 2020](#)

 Emergency Declarations  
(14 Counties)

 Emergency Declarations and  
Shelter in Place /Safer at Home  
Orders or Directives  
(25 Counties)

 Expired/Rescinded Orders  
(7 Counties)

 Approved County Variances  
(12 Counties)

*Data is based on official documents,  
county correspondence with CSAC and media reports.  
Links to official documents are provided when available.*

Updated 1:00 pm  
May 13, 2020



[www.counties.org](http://www.counties.org)