



CORONAVIRUS DISEASE 2019 (COVID-19) SITUATIONAL REPORT #41 MAY 7, 2020



DAILY HIGHLIGHTS

Globally, COVID-19 cases have surpassed 3.67 million with more than 254,000 deaths.

The total number of cases in the U.S. increased from 1,193,813 as reported on Wednesday 5/05/2020 to 1,219,066 reported today. The number of deaths increased from 70,802 to 73,297.

The California Area Indian Health Service (IHS) has reported that 71 California Tribal or Urban Indian Health Program patients have tested positive for COVID-19 as of 5/05/2020.

The Tribal Emergency preparedness and Response Program (TEPRP) provides technical assistance and training to Tribes and Tribal Health Programs on hazard emergency preparedness planning and response. Tribal leaders and clinic administrators may contact Corinne.Chavez@dhcs.ca.gov.

National Indian Council on Aging (NICOA) is convening weekly calls with all Title VI grantees about COVID-19 to provide updates to tribal programs and provide an opportunity for tribes to discuss the impact of COVID-19 in communities. Weekly on Fridays at 3:00 pm EST. For more information: <https://olderindians.acl.gov/COVID-19>

CDC Funding Opportunity

Supporting Tribal Public Health Capacity in Coronavirus Preparedness and Response. Due by 05/31/2020.

The purpose of this emergency funding is to conduct the following public health activities in response to COVID-19:

- Emergency operations and coordination
- Health information technology
- Surveillance and epidemiology
- Laboratory capacity
- Communications
- Countermeasures and mitigation
- Recovery activities
- Other preparedness and response activities to COVID-19

For more information click [HERE](#). Join By Phone: 202-774-2300, Code: 990 715 504

UNITED STATES

COVID-19: U.S. at a Glance*

- Total cases: 1,219,066
- Total deaths: 73,297
- Jurisdictions reporting cases: 55 (50 states, District of Columbia, Guam, Puerto Rico, the Northern Mariana Islands, and the U.S. Virgin Islands)

*As of April 14, 2020, CDC case counts and death counts include both confirmed and probable cases and deaths. This change was made to reflect an interim COVID-19 position statement issued by the Council for State and Territorial Epidemiologists on April 5, 2020.

The position statement included a case definition and made COVID-19 a nationally notifiable disease.

A confirmed case or death is defined by meeting confirmatory laboratory evidence for COVID-19.

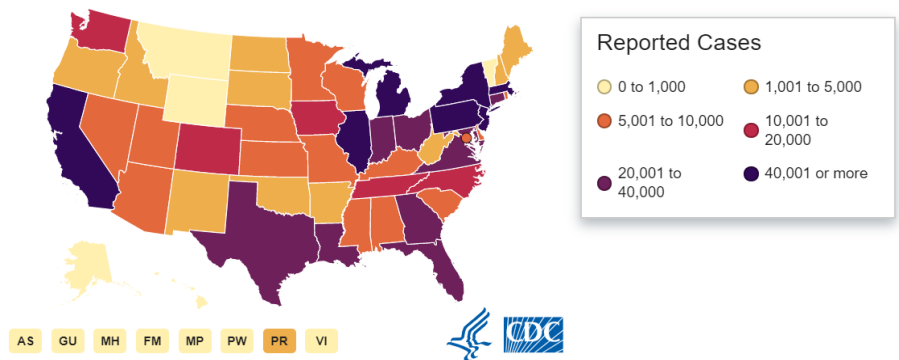
A probable case or death is defined by:

- meeting clinical criteria AND epidemiologic evidence with no confirmatory laboratory testing performed for COVID-19; or
- meeting presumptive laboratory evidence AND either clinical criteria OR epidemiologic evidence; or
- meeting vital records criteria with no confirmatory laboratory testing performed for COVID-19.

State and local public health departments are now testing and publicly reporting their cases. In the event of a discrepancy between CDC cases and cases reported by state and local public health officials, data reported by states should be considered the most up to date.

Public Health Laboratory Testing

As of the evening of May 6, the total number of public health laboratories (PHL) that have completed verification and are offering testing is 97. This includes one or more PHL in 50 states plus the District of Columbia, Guam and Puerto Rico.





CORONAVIRUS DISEASE 2019 (COVID-19) SITUATIONAL REPORT #41 MAY 7, 2020



COVID-19 CASES BY IHS AREA AS OF MAY 5, 2020*

	NEGATIVE CASES	POSITIVE CASES	TESTED
NAVAJO	8,128	2,896	11,657
ALBUQUERQUE	2,389	331	3,460
OKLAHOMA CITY	4,901	185	5,471
PORTLAND	1,655	207	1,871
PHOENIX	1,577	430	2,310
CALIFORNIA	1,275	71	1,754
GREAT PLAINS	1,476	77	1,628
BEMIDJI	1,141	75	1,446
BILLINGS	3,920	89	4,000
NASHVILLE	2,064	212	2,548
ALASKA	6,855	20	8,937
TUCSON	637	21	746

*as of 7PM EST May 5, 2020

CALIFORNIA

As of May 6, 2020, there are a total of 60,614 positive cases and 2,504 deaths in California.

Ages of all confirmed positive cases:

- Age 0-17: 2,055 cases
- Age 18-49: 29,902 cases
- Age 50-64: 15,375 cases
- Age 65 and older: 13,194 cases
- Unknown/Missing: 88 cases

Gender of all confirmed positive cases:

- Female: 30,109 cases
- Male: 30,096 cases
- Unknown: 409 cases

In order to better focus public health resources on the changing needs of California communities, beginning on March 18, the state is no longer collecting information about California travelers returning from countries that have confirmed COVID-19 outbreaks. Community transmission of COVID-19 has been identified in California since late February, and since early March, most of the confirmed cases in the state were not related to travel outside of the United States.

Twenty-two public health labs in California are testing samples for COVID-19. These labs include the California Department of Public Health's Laboratory in Richmond, Alameda, Contra Costa, Humboldt, Long Beach, Los Angeles, Monterey, Napa-Solano-Yolo-Marin (located in Solano), Orange, Riverside, Sacramento, San Bernardino, San Diego, San Francisco, San Joaquin, San Luis Obispo, San Mateo, Santa Clara, Shasta, Sonoma, Tulare and Ventura County public health laboratories. The Richmond Laboratory will provide diagnostic testing within a 48-hour turnaround time. This means California public health officials will get test results sooner, so that patients will get the best care.

INDIAN HEALTH SERVICE CALIFORNIA AREA

1,745 Tribal or Urban Indian Health Program patients in the California Area have been tested for COVID-19 as of 5/05/2020.

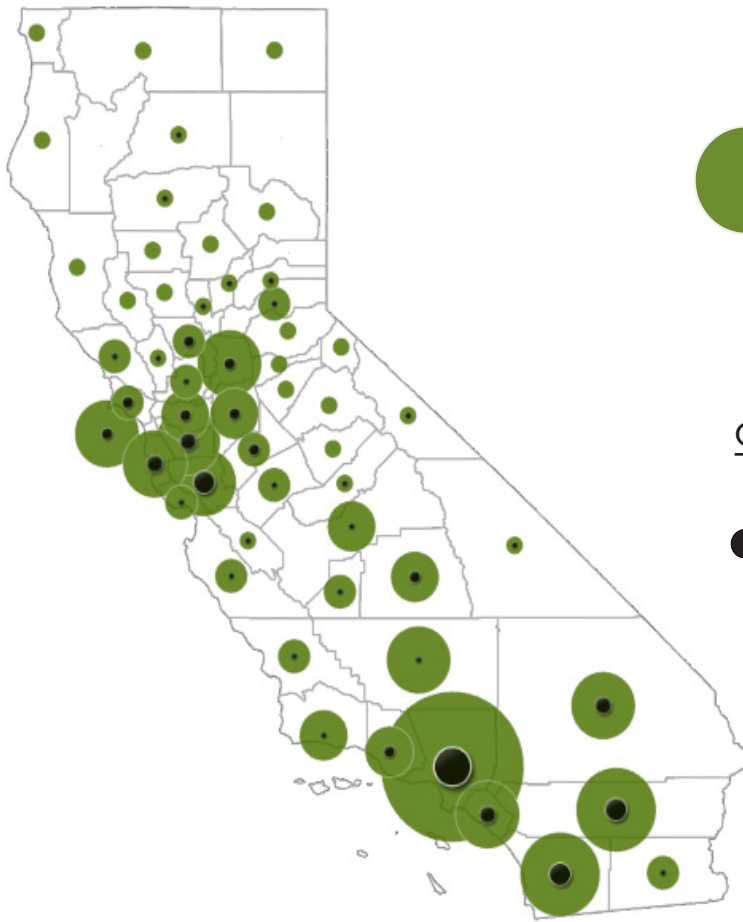
Of these, 71 patients have tested positive for COVID-19 and 1,275 have tested negative for COVID-19.

If you have any questions or concerns please contact:

Vanesscia Cresci at vcresci@crihb.org or Aurimar Ayala at aayala@crihb.org

CONFIRMED CASES AND DEATHS BY COUNTY

CURRENT AS OF May 7, 2020



Counties with most reported cases*

Los Angeles	28,665
Riverside	4,672
San Diego	4,319
Orange	3,004
San Bernardino	2,432

Counties with most reported deaths

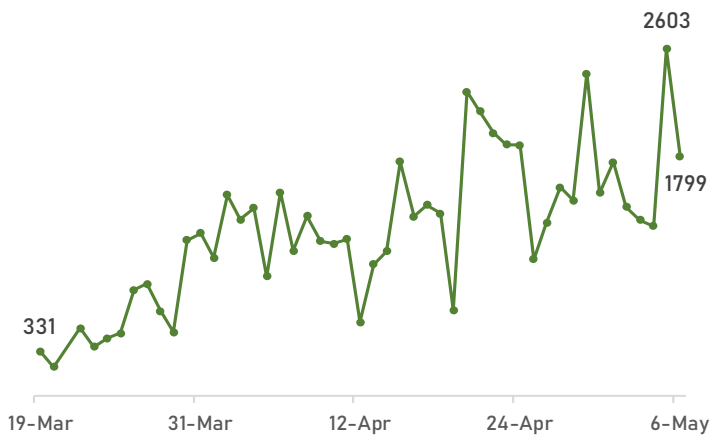
Los Angeles	1,369
Riverside	186
San Diego	158
Santa Clara	126
San Bernardino	104

*Source: County-level case and death counts are obtained from county websites as of 10am on days reported.

California Case Statistics

60,614 Cases

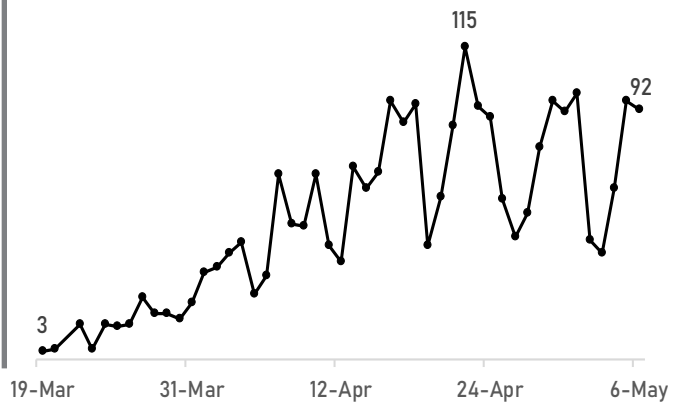
New Confirmed Cases in California by Date of Lab Confirmation



California Death Statistics

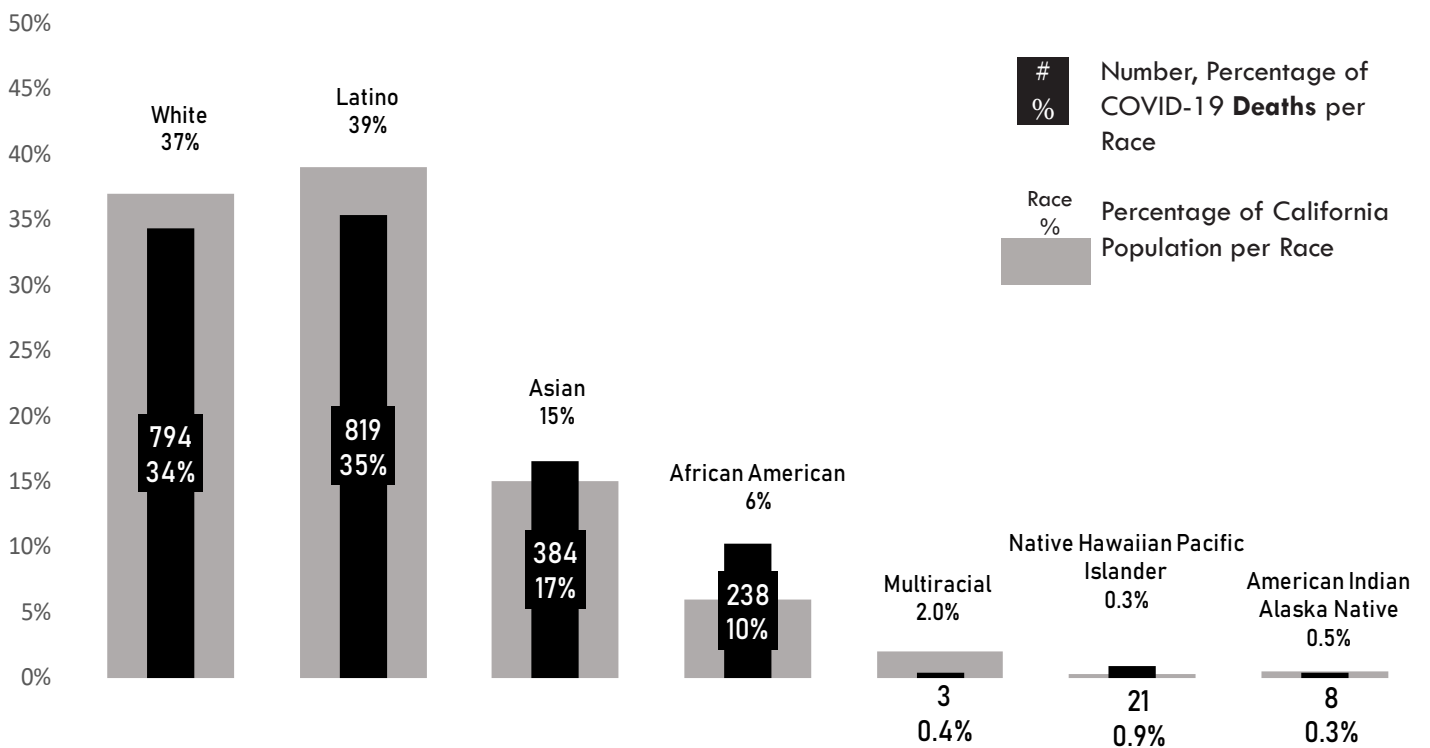
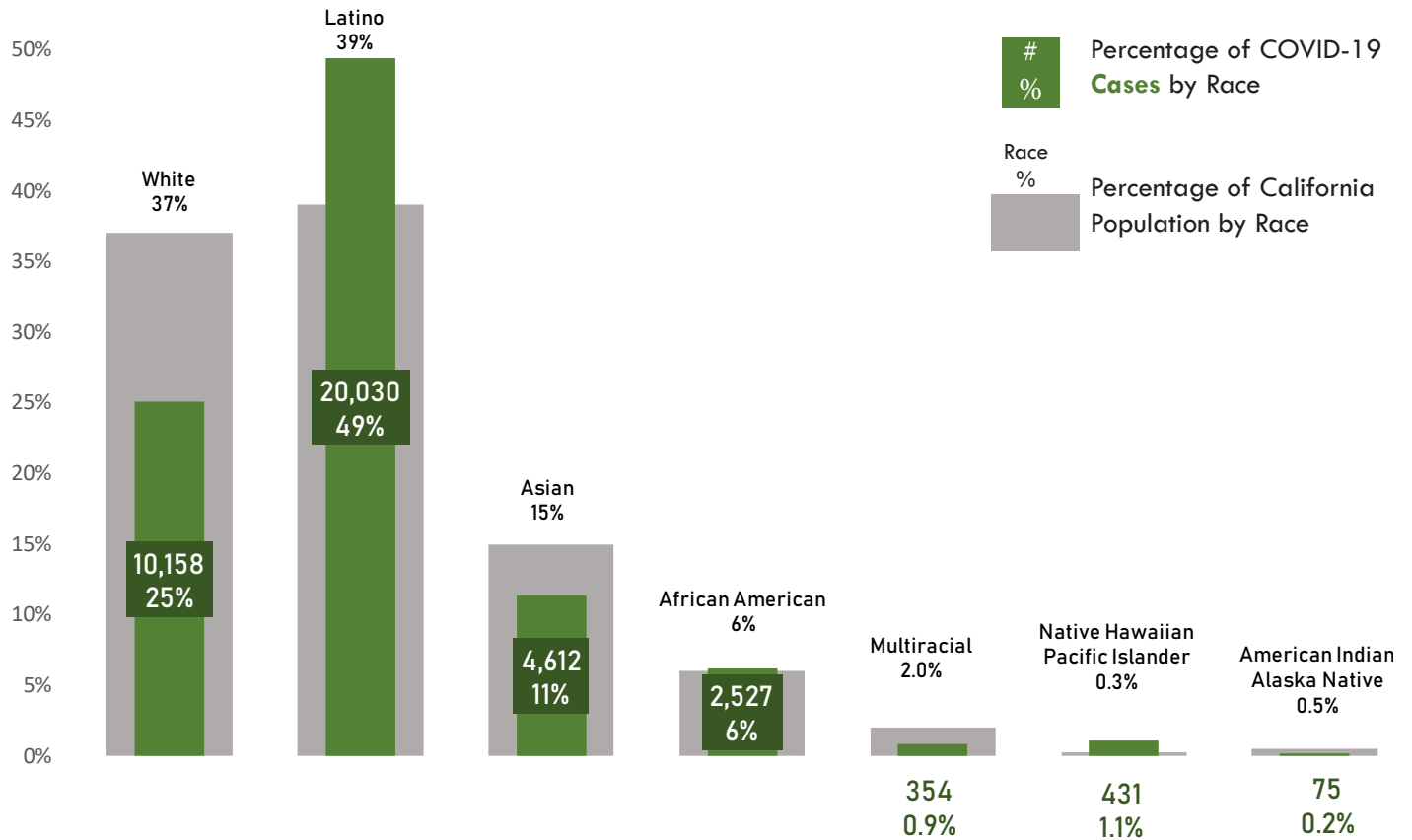
2,504 Deaths

New Confirmed Deaths in California by Date



RACIAL DISTRIBUTION OF CONFIRMED COVID-19 CASES AND DEATHS IN CALIFORNIA

American Indians and Alaska Natives account for 0.5% percent of the population, **0.2% of COVID-19 cases**, and **0.3% of deaths** in California. These include **75 cases** and 8 deaths among American Indian and Alaska Native people in California.



33% of cases and 4% of deaths are of unknown race/ethnicity. As of 5/6/2020. Source: CDPH

CHARACTERISTICS OF CALIFORNIA COVID-19 POSITIVE CASES

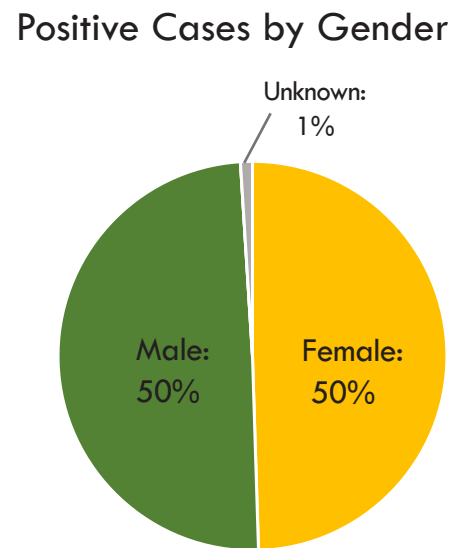
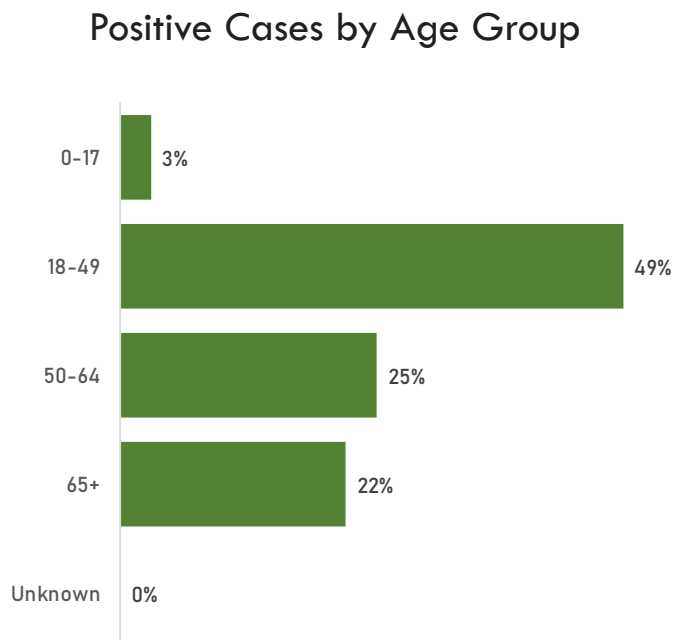
In California:

5.5% of confirmed cases have been admitted to a hospital

1.9% of confirmed cases have been admitted to an Intensive Care Unit

4.1% of cases have died

As of 5/6/2020. Source: CDPH



Note: Percentages may not add up to 100% due to rounding.

As of 5/6/2020. Source: CDPH

Racial disparities:

- For all adults ages 18+, Latinos, African Americans, and Native Hawaiians and Pacific Islanders are dying at disproportionately high rates.
- More men than women are dying, consistent with national statistics.
- For Native Hawaiians and Pacific Islanders, overall numbers are low, but the proportion of COVID-19 deaths is roughly 3 times their population representation.

Source: CDPH

TRIBAL STATE OF EMERGENCY AND SHELTER-IN-PLACE DECLARATIONS



Tribes do not need to issue a state of emergency to access FEMA resources.

 Tribes Issuing Shelter-in-Place Order

- 24. Hoopa Valley Tribe
- 58. Tule River Tribe
- 64. Wiyot Tribe

 Emergency Declarations (n=66)

- | | | |
|---|--|---|
| 1. Agua Caliente Band of Cahuilla Indians | 21. Enterprise Rancheria | 44. Resighini Rancheria |
| 2. Augustine Band of Cahuilla Indians | 22. Fort Mojave Indian Tribe | 45. Rincon Band of Luiseno Indians |
| 3. Barona Band of Mission Indians | 23. Habematolel Pomo of Upper Lake Tribe | 46. Robinson Rancheria |
| 4. Bear River Band of Rohnerville Rancheria | 24. Hoopa Valley Tribe | 47. San Manuel Band of Mission Indians |
| 5. Big Pine Paiute Tribe | 25. Iipay Nation of Santa Ysabel | 48. San Pasqual Band of Mission Indians |
| 6. Big Valley Band of Pomo Indians | 26. Jamul Indian Village | 49. Santa Ynez Band of Chumash Indians |
| 7. Bishop Paiute Tribe | 27. La Jolla Band of Luiseno Indians | 50. Shingle Springs Band of Miwok Indians |
| 8. Blue Lake Rancheria | 28. Lone Pine Paiute-Shoshone Tribe | 51. Soboba Band of Luiseno Indians |
| 9. Buena Vista Rancheria | 29. Karuk Tribe | 52. Susanville Indian Rancheria |
| 10. Cabazon Band of Mission Indians | 30. Mechoopda Indian Tribe | 53. Sycuan Band of the Kumeyaay Nation |
| 11. Cachil DeHe Band of Wintun Indians of the Colusa Indian Community | 31. Mesa Grande Band of Diegueno Mission Indians | 54. Table Mountain Rancheria |
| 12. Cahto Tribe | 32. Middletown Rancheria of Pomo Indians of California | 55. Tachi Yokut Tribe |
| 13. Cahuilla Band of Indians | 33. Mooretown Rancheria | 56. Tolowa Dee-Ni' Nation |
| 14. Chemehuevi Indian Tribe | 34. Morongo Band of Mission Indians | 57. Torres Martinez Desert Cahuilla Indians |
| 15. Cher-Ae Heights Indian Community of the Trinidad Rancheria | 35. North Fork Rancheria of Mono Indians of California | 58. Tule River Tribe |
| 16. Chicken Ranch Rancheria of Me-Wuk Indians of California | 36. Pala Band of Mission Indians | 59. Tuolumne Band of Me-Wuk Indians |
| 17. Colorado River Indian Tribes | 37. Pauma Band of Luiseno Indians | 60. Twenty-Nine Palms Band of Mission Indians |
| 18. Coyote Valley Band of Pomo Indians | 38. Pechanga Band of Luiseno Indians | 61. Viejas Band of Kumeyaay Indians |
| 19. Dry Creek Rancheria Band of Pomo Indians | 39. Picayune Rancheria of the Chukchansi Indians | 62. Washoe Tribe of Nevada and California |
| 20. Elk Valley Rancheria | 40. Pit River Tribe | 63. Wilton Rancheria |
| | 41. Quartz Valley Indian Reservation | 64. Wiyot Tribe |
| | 42. Quechan Tribe of the Fort Yuma Indian Reservation | 65. Yocha Dehe Wintun Nation |
| | 43. Redding Rancheria | 66. Yurok Tribe |

TRIBAL HEAD STARTS CLOSED AS DIRECTED BY
LOCAL SCHOOL DISTRICTS OR TRIBAL COUNCIL ORDERS



California Counties COVID-19 Response

Click the color dots
on the map
for county information

[Governor Newsom Issued Statewide
Stay At Home Executive Order](#)
[March 19, 2020](#)

[Click here to read the Executive Order](#)



Emergency Declarations
(20 Counties)



Emergency Declarations and
Shelter in Place /Safer at Home
Orders or Directives
(32 Counties)



Expired/Rescinded Orders
(6 Counties)

