



CORONAVIRUS DISEASE 2019 (COVID-19) SITUATIONAL REPORT #40 MAY 6, 2020



DAILY HIGHLIGHTS

Globally, COVID-19 cases have surpassed 3.58 million with more than 247,000 deaths.

The total number of cases in the U.S. increased from 1,171,510 as reported on Tuesday 5/05/2020 to 1,193,813 reported today. The number of deaths increased from 68,279 to 70,802.

The California Area Indian Health Service (IHS) has reported that 70 California Tribal or Urban Indian Health Program patients have tested positive for COVID-19 as of 5/04/2020.

The Tribal Emergency Preparedness and Response Program (TEPRP) provides technical assistance and training to Tribes and Tribal Health Programs on hazard emergency preparedness planning and response. Tribal leaders and clinic administrators may contact Corinne.Chavez@dhcs.ca.gov.

The Substance Abuse and Mental Health Services Administration (SAMHSA) announced the availability of, and distribution decisions for, \$15 million in new resources appropriated in the recently enacted Coronavirus Aid, Relief, and Economic Security, to address coronavirus prevention, preparedness, and response in American Indian and Alaska Native communities. In response to Tribal Leader feedback, SAMHSA will allocate \$15 million by providing supplements to the existing Tribal Behavioral Health Grant (Native Connections). For more information click [HERE](#).

CDC Funding Opportunity

Supporting Tribal Public Health Capacity in Coronavirus Preparedness and Response. Due by 05/31/2020.

The purpose of this emergency funding is to conduct the following public health activities in response to COVID-19:

- Emergency operations and coordination
- Health information technology
- Surveillance and epidemiology
- Laboratory capacity
- Communications
- Countermeasures and mitigation
- Recovery activities
- Other preparedness and response activities to COVID-19

For more information click [HERE](#).

California Tribal Nation Grant Fund

The California Tribal Nation Grant Fund (TNGF) COVID-19 Emergency Grant is available to eligible Tribes to prepare for and respond to COVID-19. These grant funds may be used to fund programs, supplies, and actions taken in response to guidance of public health officials to address the threat of COVID-19.

For more information: http://www.tngf.ca.gov/covid_grant.html

National Indian Council on Aging (NICOA)

NICOA is convening weekly calls with all Title VI grantees about COVID-19 to provide updates to tribal programs and provide an opportunity for tribes to discuss the impact of COVID-19 in communities. Weekly on Fridays at 3:00 pm EST.

Join By Phone: 202-774-2300, Code: 990 715 504

For more information: <https://olderindians.acl.gov/COVID-19>

UNITED STATES

COVID-19: U.S. at a Glance*

- Total cases: 1,193,813
- Total deaths: 70,802
- Jurisdictions reporting cases: 55 (50 states, District of Columbia, Guam, Puerto Rico, the Northern Mariana Islands, and the U.S. Virgin Islands)

*As of April 14, 2020, CDC case counts and death counts include both confirmed and probable cases and deaths. This change was made to reflect an interim COVID-19 position statement issued by the Council for State and Territorial Epidemiologists on April 5, 2020.

The position statement included a case definition and made COVID-19 a nationally notifiable disease.

A confirmed case or death is defined by meeting confirmatory laboratory evidence for COVID-19.

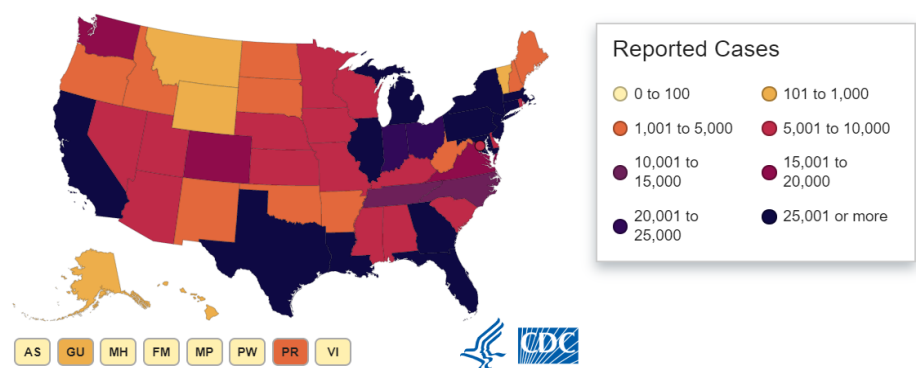
A probable case or death is defined by:

- i) meeting clinical criteria AND epidemiologic evidence with no confirmatory laboratory testing performed for COVID-19; or
- ii) meeting presumptive laboratory evidence AND either clinical criteria OR epidemiologic evidence; or
- iii) meeting vital records criteria with no confirmatory laboratory testing performed for COVID-19.

State and local public health departments are now testing and publicly reporting their cases. In the event of a discrepancy between CDC cases and cases reported by state and local public health officials, data reported by states should be considered the most up to date.

Public Health Laboratory Testing

As of the evening of May 5, the total number of public health laboratories (PHL) that have completed verification and are offering testing is 97. This includes one or more PHL in 50 states plus the District of Columbia, Guam and Puerto Rico.





CORONAVIRUS DISEASE 2019 (COVID-19) SITUATIONAL REPORT #40 MAY 6, 2020



COVID-19 CASES BY IHS AREA AS OF MAY 4, 2020*

	NEGATIVE CASES	POSITIVE CASES	TESTED
NAVAJO	7,480	2,839	11,004
ALBUQUERQUE	2,192	308	3,261
OKLAHOMA CITY	4,704	184	5,233
PORTLAND	1,602	191	1,825
PHOENIX	1,439	406	2,122
CALIFORNIA	1,204	70	1,671
GREAT PLAINS	1,424	75	1,526
BEMIDJI	984	69	1,245
BILLINGS	3,893	86	3,932
NASHVILLE	1,993	203	2,339
ALASKA	6,614	18	8,209
TUCSON	614	20	723

*as of 7PM EST May 4, 2020

CALIFORNIA

As of May 5, 2020, there are a total of 58,815 positive cases and 2,412 deaths in California.

Ages of all confirmed positive cases:

- Age 0-17: 1,937 cases
- Age 18-49: 28,968 cases
- Age 50-64: 14,974 cases
- Age 65 and older: 12,842 cases
- Unknown/Missing: 94 cases

Gender of all confirmed positive cases:

- Female: 29,190 cases
- Male: 29,193 cases
- Unknown: 432 cases

In order to better focus public health resources on the changing needs of California communities, beginning on March 18, the state is no longer collecting information about California travelers returning from countries that have confirmed COVID-19 outbreaks. Community transmission of COVID-19 has been identified in California since late February, and since early March, most of the confirmed cases in the state were not related to travel outside of the United States.

Twenty-two public health labs in California are testing samples for COVID-19. These labs include the California Department of Public Health's Laboratory in Richmond, Alameda, Contra Costa, Humboldt, Long Beach, Los Angeles, Monterey, Napa-Solano-Yolo-Marin (located in Solano), Orange, Riverside, Sacramento, San Bernardino, San Diego, San Francisco, San Joaquin, San Luis Obispo, San Mateo, Santa Clara, Shasta, Sonoma, Tulare and Ventura County public health laboratories. The Richmond Laboratory will provide diagnostic testing within a 48-hour turnaround time. This means California public health officials will get test results sooner, so that patients will get the best care.

INDIAN HEALTH SERVICE CALIFORNIA AREA

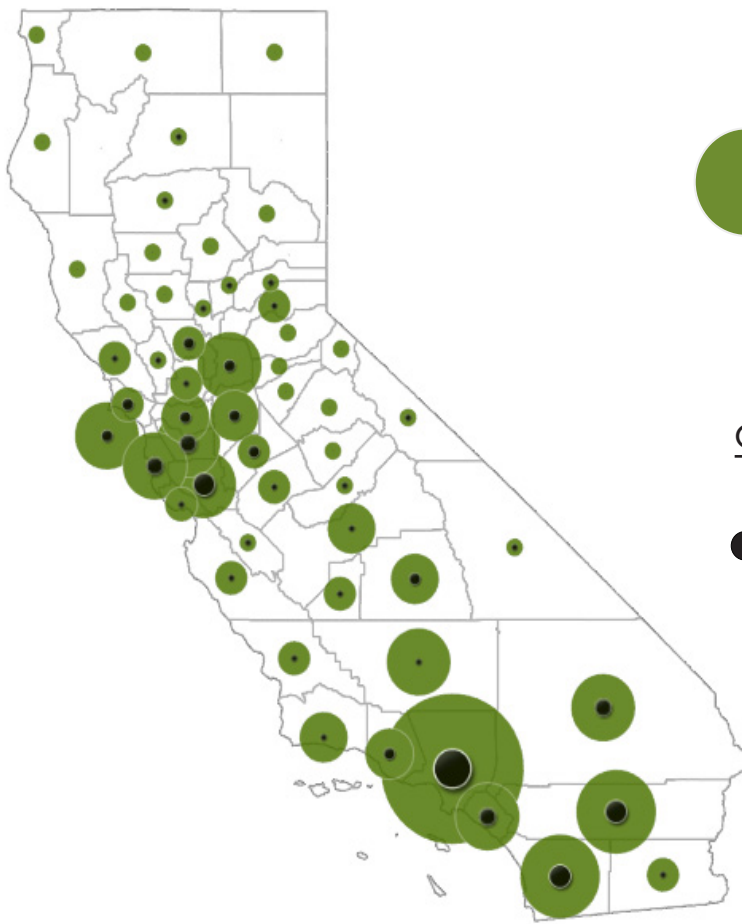
1,671 Tribal or Urban Indian Health Program patients in the California Area have been tested for COVID-19 as of 5/04/2020.

Of these, 70 patients have tested positive for COVID-19 and 1,204 have tested negative for COVID-19.

If you have any questions or concerns please contact:

Vanesscia Cresci at vcresci@crihb.org or Aurimar Ayala at aayala@crihb.org

CONFIRMED CASES AND DEATHS BY COUNTY CURRENT AS OF May 6, 2020



Counties with most reported cases*

Los Angeles	27,836
Riverside	4,454
San Diego	4,160
Orange	2,873
San Bernardino	2,329

Counties with most reported deaths

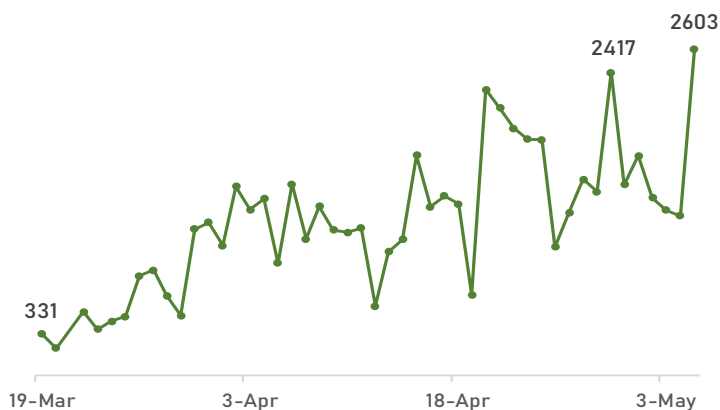
Los Angeles	1,314
Riverside	184
San Diego	150
Santa Clara	121
San Bernardino	101

*Source: County-level case and death counts are obtained from county websites as of 10am on days reported.

California Case Statistics

58,815 Cases

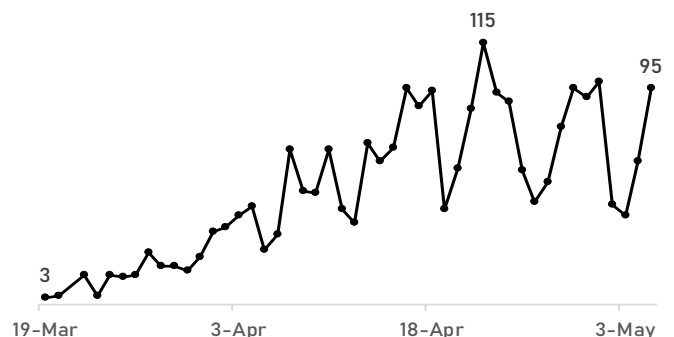
New Confirmed Cases in California
by Date of Lab Confirmation



California Death Statistics

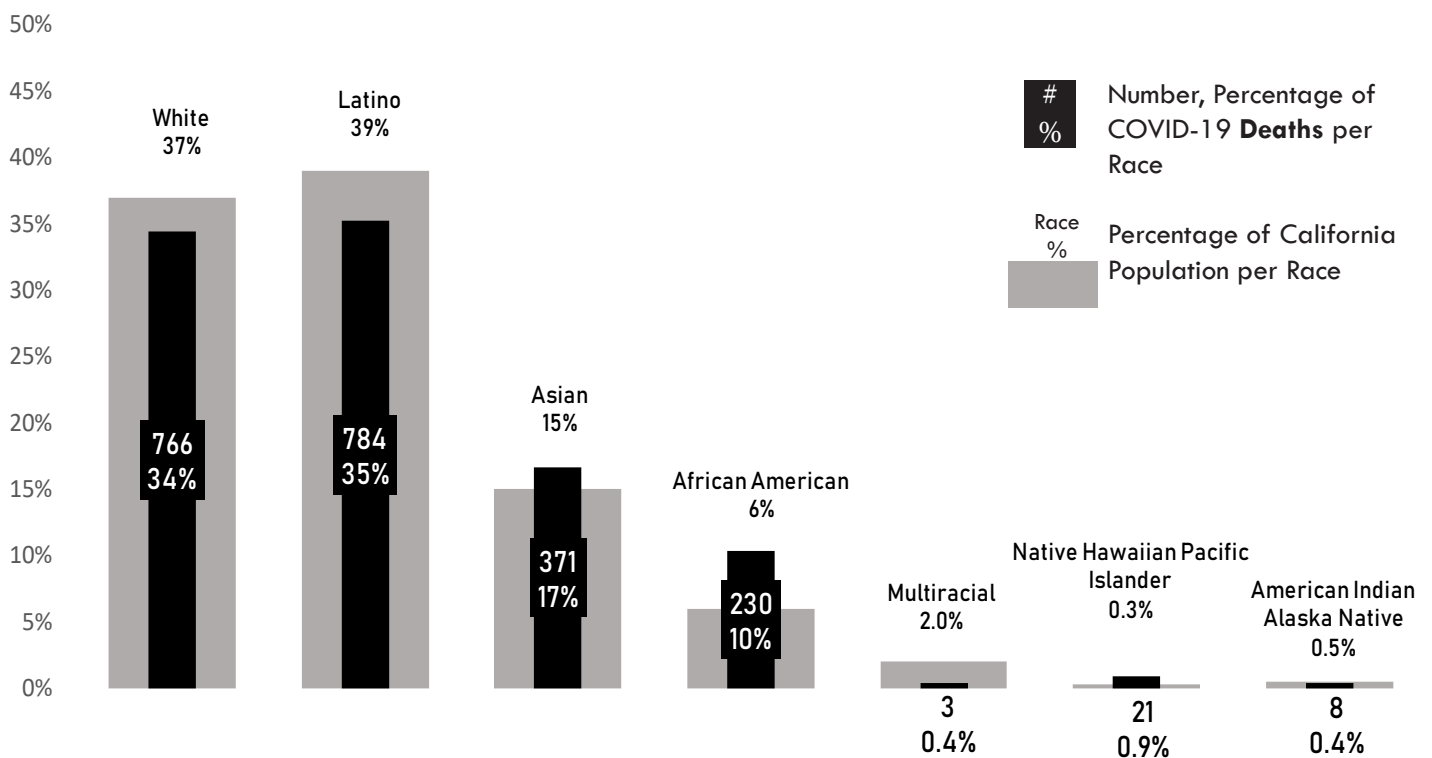
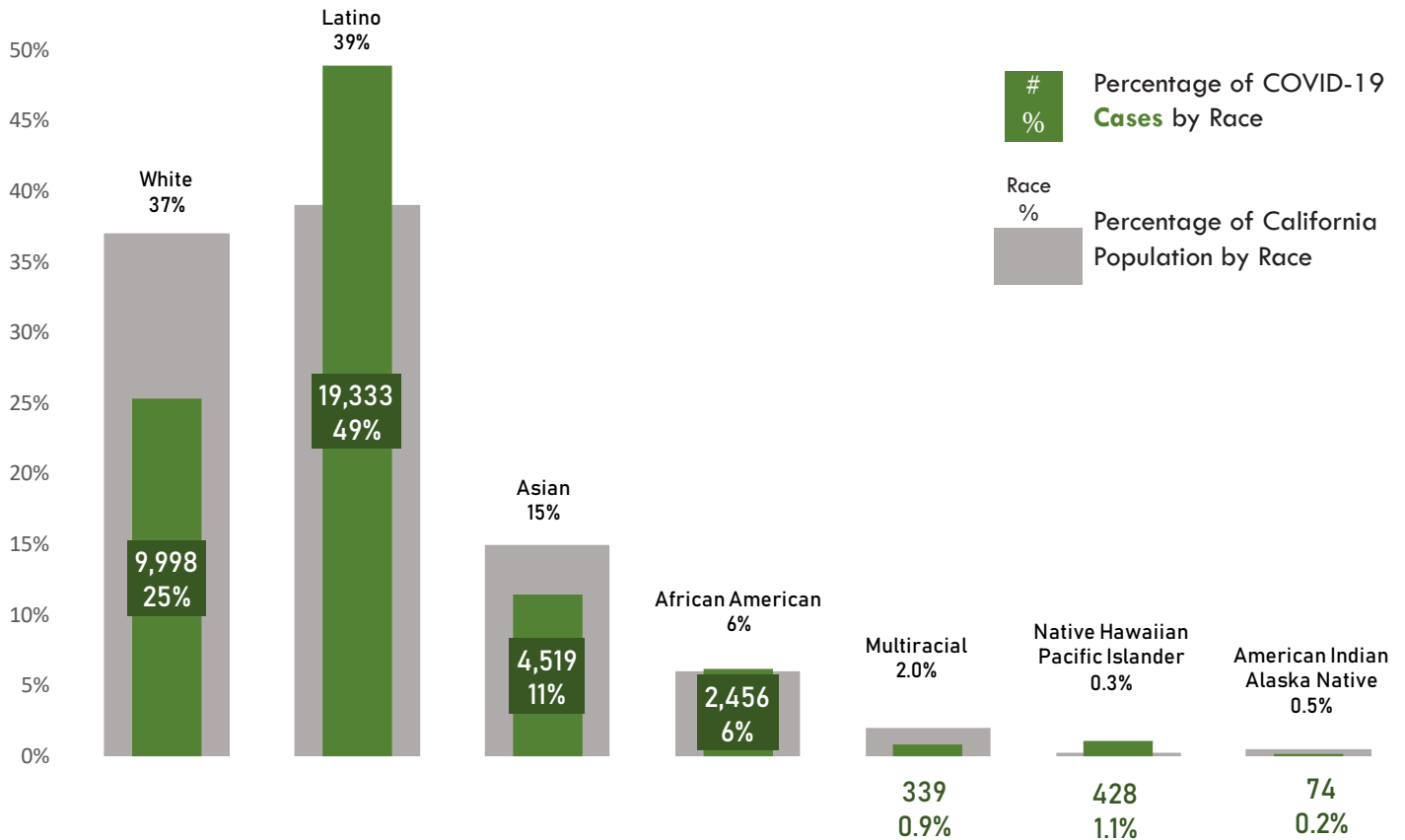
2,412 Deaths

New Confirmed Deaths in
California by Date



RACIAL DISTRIBUTION OF CONFIRMED COVID-19 CASES AND DEATHS IN CALIFORNIA

American Indians and Alaska Natives account for 0.5% percent of the population, **0.2% of COVID-19 cases**, and **0.4% of deaths** in California. These include **74** cases and 8 deaths among American Indian and Alaska Native people in California.



33% of cases and 4% of deaths are of unknown race/ethnicity. As of 5/5/2020. Source: CDPH

CHARACTERISTICS OF CALIFORNIA COVID-19 POSITIVE CASES

In California:

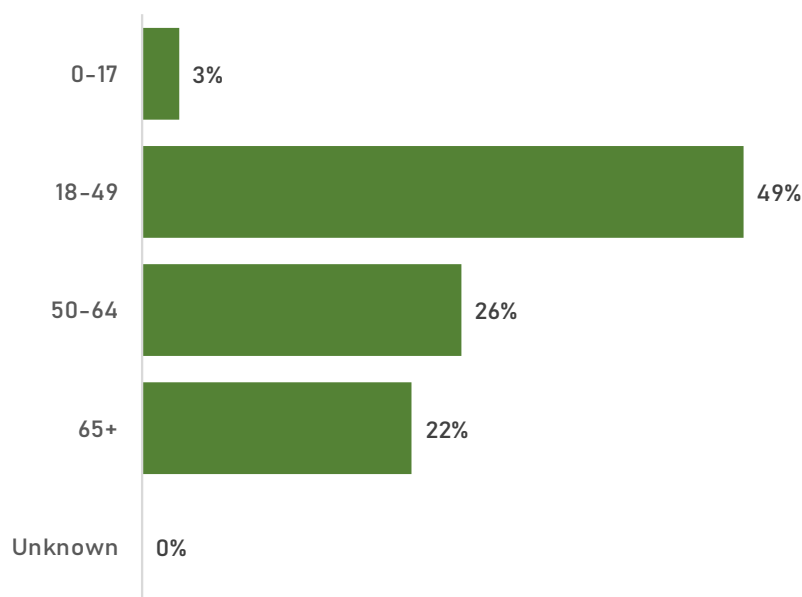
5.7% of confirmed cases have been admitted to a hospital

1.9% of confirmed cases have been admitted to an Intensive Care Unit

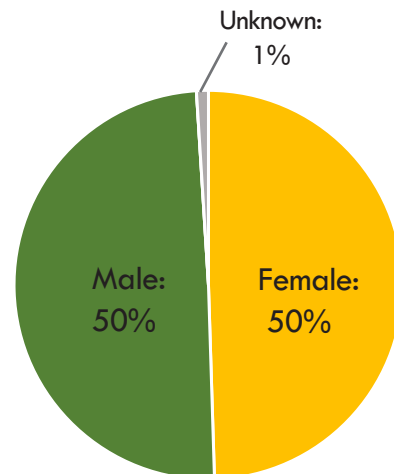
4.1% of cases have died

As of 5/5/2020. Source: CDPH

Positive Cases by Age Group



Positive Cases by Gender



Note: Percentages may not add up to 100% due to rounding.

As of 5/5/2020. Source: CDPH

Racial disparities:

- For all adults ages 18+, Latinos, African Americans, and Native Hawaiians and Pacific Islanders are dying at disproportionately high rates.
- More men than women are dying, consistent with national statistics.
- For Native Hawaiians and Pacific Islanders, overall numbers are low, but the proportion of COVID-19 deaths is roughly 3 times their population representation.

Source: CDPH

TRIBAL STATE OF EMERGENCY AND SHELTER-IN-PLACE DECLARATIONS



1. Agua Caliente Band of Cahuilla Indians
2. Augustine Band of Cahuilla Indians
3. Barona Band of Mission Indians
4. Bear River Band of Rohnerville Rancheria
5. Big Pine Paiute Tribe
6. Big Valley Band of Pomo Indians
7. Bishop Paiute Tribe
8. Blue Lake Rancheria
9. Buena Vista Rancheria
10. Cabazon Band of Mission Indians
11. Cachil DeHe Band of Wintun Indians of the Colusa Indian Community
12. Cahto Tribe
13. Cahuilla Band of Indians
14. Chemehuevi Indian Tribe
15. Cher-Ae Heights Indian Community of the Trinidad Rancheria
16. Chicken Ranch Rancheria of Me-Wuk Indians of California
17. Colorado River Indian Tribes
18. Coyote Valley Band of Pomo Indians
19. Dry Creek Rancheria Band of Pomo Indians
20. Elk Valley Rancheria

21. Enterprise Rancheria
22. Fort Mojave Indian Tribe
23. Habematolel Pomo of Upper Lake Tribe
24. Hoopa Valley Tribe
25. Iipay Nation of Santa Ysabel
26. Jamul Indian Village
27. La Jolla Band of Luiseno Indians
28. Lone Pine Paiute-Shoshone Tribe
29. Karuk Tribe
30. Mechoopda Indian Tribe
31. Mesa Grande Band of Diegueno Mission Indians
32. Middletown Rancheria of Pomo Indians of California
33. Mooretown Rancheria
34. Morongo Band of Mission Indians
35. North Fork Rancheria of Mono Indians of California
36. Pala Band of Mission Indians
37. Pauma Band of Luiseno Indians
38. Pechanga Band of Luiseno Indians
39. Picayune Rancheria of the Chukchansi Indians
40. Pit River Tribe
41. Quartz Valley Indian Reservation
42. Quechan Tribe of the Fort Yuma Indian Reservation
43. Redding Rancheria

44. Resighini Rancheria
45. Rincon Band of Luiseno Indians
46. Robinson Rancheria
47. San Manuel Band of Mission Indians
48. San Pasqual Band of Mission Indians
49. Santa Ynez Band of Chumash Indians
50. Shingle Springs Band of Miwok Indians
51. Soboba Band of Luiseno Indians
52. Susanville Indian Rancheria
53. Sycuan Band of the Kumeyaay Nation
54. Table Mountain Rancheria
55. Tachi Yokut Tribe
56. Tolowa Dee-Ni' Nation
57. Torres Martinez Desert Cahuilla Indians
58. Tule River Tribe
59. Tuolumne Band of Me-Wuk Indians
60. Twenty-Nine Palms Band of Mission Indians
61. Viejas Band of Kumeyaay Indians
62. Washoe Tribe of Nevada and California
63. Wilton Rancheria
64. Wiyot Tribe
65. Yocha Dehe Wintun Nation
66. Yurok Tribe

TRIBAL HEAD STARTS CLOSED AS DIRECTED BY LOCAL SCHOOL DISTRICTS OR TRIBAL COUNCIL ORDERS



California Counties COVID-19 Response


Click the color dots
on the map
for county information

Governor Newsom Issued Statewide Stay At Home Executive Order March 19, 2020

[Click here to read the Executive Order](#)



Emergency Declarations
(20 Counties)



Emergency Declarations and
Shelter in Place /Safer at Home
Orders or Directives
(32 Counties)



Expired/Rescinded Orders
(6 Counties)

*Data is based on official documents,
county correspondence with CSAC and media reports.
Links to official documents are provided when available.*

Updated 10:45 am
May 4, 2020



www.counties.org