



CORONAVIRUS DISEASE 2019 (COVID-19) SITUATIONAL REPORT #29 APRIL 21, 2020



DAILY HIGHLIGHTS

Globally, COVID-19 cases have surpassed 2.39 million with more than 162,900 deaths.

The total number of cases in the U.S. increased from 746,625 as reported on Monday, 4/20/2020 to 776,093 reported today. The number of deaths increased from 39,083 to 41,758.

The Tribal Emergency Preparedness and Response Program (TEPRP) provides technical assistance and training to Tribes and Tribal Health Programs on hazard emergency preparedness planning and response. Tribal leaders and clinic administrators may contact Corinne.Chavez@dhcs.ca.gov.

The Johns Hopkins Center for American Indian Health and Indian Health Service will hold a virtual town hall meeting on April 22 and 29 from 2-3 p.m. EDT. The town hall will allow public health nurses, community health representatives (CHR), health educators, and others working on the frontlines of COVID-19 prevention in Indian Country to discuss the current state of COVID-19 disease; highlight community-based response activities; provide information on key resources; and have Q & A with the experts. Register here: <http://bit.ly/JHU-IHSTownhall>

The Health Resources and Services Administration (HRSA) is accepting applications for the Rural Tribal COVID-19 Response program. The purpose of this program is to assist Tribes, Tribal organizations, urban Indian health organizations and health service providers to Tribes to prevent, prepare for and respond to COVID-19 in rural communities.

For more information: <https://www.grants.gov/web/grants/view-opportunity.html?oppId=326385>

The California Area Indian Health Service (IHS) has reported that 45 California Tribal or Urban Indian Health Program patients have tested positive for COVID-19 as of 4/19/2020.

California Tribal Nation Grant Fund

The California Tribal Nation Grant Fund (TNGF) COVID-19 Emergency Grant is available to eligible Tribes to prepare for and respond to COVID-19. These grant funds may be used to fund programs, supplies, and actions taken in response to guidance of public health officials to address the threat of COVID-19, so long as those initiatives are not otherwise funded or provided by sources outside of the TNGF.

For more information: http://www.tngf.ca.gov/covid_grant.html

National Indian Council on Aging (NICOA)

NICOA is convening weekly calls with all Title VI grantees about COVID-19 to provide updates to Tribal programs and provide an opportunity for Tribes to discuss the impact of COVID-19 in communities. Administration for Community Living (ACL) staff will be on all calls, as will resource centers from NIEJI, the University of Alaska, the University of Hawaii, and the University of North Dakota.

Weekly on Fridays at 3:00 p.m. EST.

Join By Phone: 202-774-2300, Code: 990 715 504

For more information: <https://olderindians.acl.gov/COVID-19>

UNITED STATES

COVID-19: U.S. at a Glance*

- Total cases: 776,093 (3,396 probable)
- Total deaths: 41,758 (5,352 probable)
- Jurisdictions reporting cases: 55 (50 states, District of Columbia, Guam, Puerto Rico, the Northern Mariana Islands, and the U.S. Virgin Islands)

*As of April 14, 2020, CDC case counts and death counts include both confirmed and probable cases and deaths. This change was made to reflect an interim COVID-19 position statement issued by the Council for State and Territorial Epidemiologists on April 5, 2020.

The position statement included a case definition and made COVID-19 a nationally notifiable disease.

A confirmed case or death is defined by meeting confirmatory laboratory evidence for COVID-19.

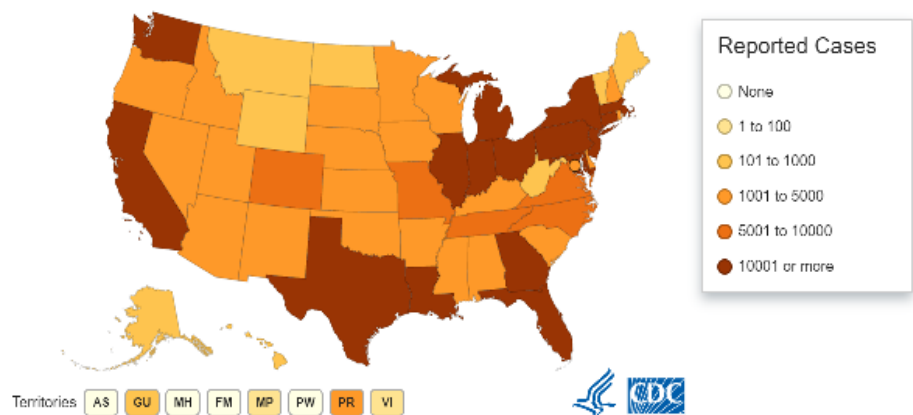
A probable case or death is defined by:

- i) meeting clinical criteria AND epidemiologic evidence with no confirmatory laboratory testing performed for COVID-19; or
- ii) meeting presumptive laboratory evidence AND either clinical criteria OR epidemiologic evidence; or
- iii) meeting vital records criteria with no confirmatory laboratory testing performed for COVID-19.

State and local public health departments are now testing and publicly reporting their cases. In the event of a discrepancy between CDC cases and cases reported by state and local public health officials, data reported by states should be considered the most up to date.

Public Health Laboratory Testing

As of the evening of April 20, the total number of public health laboratories (PHL) that have completed verification and are offering testing is 97. This includes one or more PHL in 50 states plus the District of Columbia, Guam and Puerto Rico.





CORONAVIRUS DISEASE 2019 (COVID-19) SITUATIONAL REPORT #29 APRIL 21, 2020



COVID-19 CASES BY IHS AREA AS OF APRIL 19, 2020*

	NEGATIVE CASES	POSITIVE CASES	TESTED
NAVAJO	3,547	1,045	5,225
ALBUQUERQUE	926	215	1,996
OKLAHOMA CITY	2,203	101	2,758
PORTLAND	674	77	786
PHOENIX	629	153	909
CALIFORNIA	587	45	779
GREAT PLAINS	300	24	353
BEMIDJI	120	17	150
BILLINGS	1,748	21	1,902
NASHVILLE	947	60	1,214
ALASKA	1,146	12	1,767
TUCSON	449	11	552

*as of 7PM EST April 19, 2020

CALIFORNIA

As of April 20, 2020, there are a total of 33,261 positive cases and 1,268 deaths in California.

Ages of all confirmed positive cases:

- Age 0-17: 683 cases
- Age 18-49: 15,901 cases
- Age 50-64: 8,961 cases
- Age 65 and older: 7,650 cases
- Unknown/Missing: 66 cases

Gender of all confirmed positive cases:

- Female: 16,363 cases
- Male: 16,641 cases
- Unknown: 257 cases

In order to better focus public health resources on the changing needs of California communities, beginning on March 18, the state is no longer collecting information about California travelers returning from countries that have confirmed COVID-19 outbreaks. Community transmission of COVID-19 has been identified in California since late February, and since early March, most of the confirmed cases in the state were not related to travel outside of the United States.

Twenty-two public health labs in California are testing samples for COVID-19. These labs include the California Department of Public Health's Laboratory in Richmond, Alameda, Contra Costa, Humboldt, Long Beach, Los Angeles, Monterey, Napa-Solano-Yolo-Marin (located in Solano), Orange, Riverside, Sacramento, San Bernardino, San Diego, San Francisco, San Joaquin, San Luis Obispo, San Mateo, Santa Clara, Shasta, Sonoma, Tulare and Ventura County public health laboratories. The Richmond Laboratory will provide diagnostic testing within a 48-hour turnaround time. This means California public health officials will get test results sooner, so that patients will get the best care.

INDIAN HEALTH SERVICE CALIFORNIA AREA

779 Tribal or Urban Indian Health Program patients in the California Area have been tested for COVID-19 as of 4/19/2020.

Of these, 45 patients have tested positive for COVID-19 and 587 have tested negative for COVID-19.

If you have any questions or concerns please contact:

Vanesscia Cresci at vcresci@crihb.org or Aurimar Ayala at aayala@crihb.org

CONFIRMED CASES AND DEATHS BY COUNTY

CURRENT AS OF 12PM ON APRIL 21, 2020



Counties with most reported cases*

Los Angeles	13,823
Riverside	2,847
San Diego	2,325
Santa Clara	1,022
Orange	1,676

Counties with most reported deaths

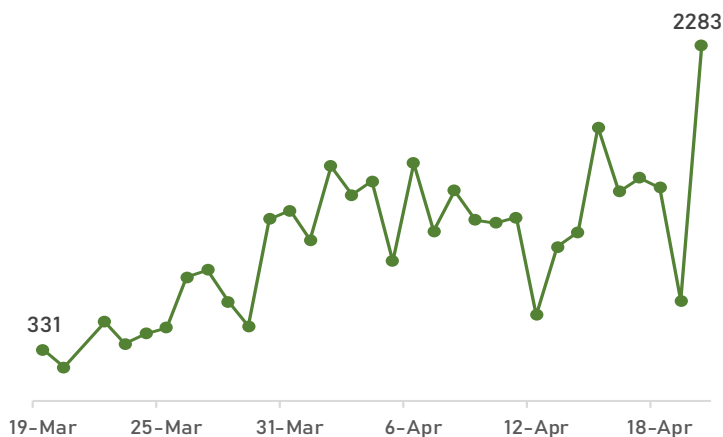
Los Angeles	619
Riverside	85
Santa Clara	83
San Diego	72
San Bernardino	60

*Source: County-level case and death counts are obtained from county websites as of 10am on days reported.

California Case Statistics

33,261 Cases

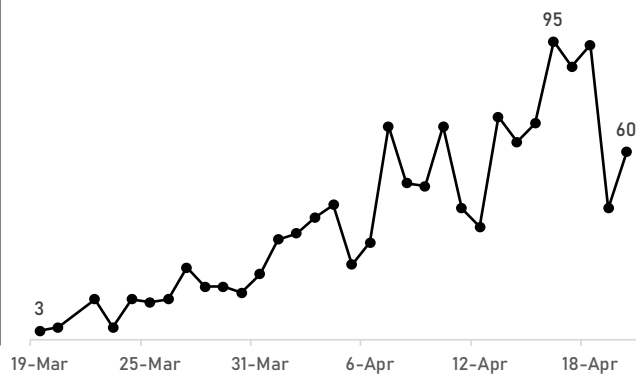
New Confirmed Cases in California
by Date of Lab Confirmation*



California Death Statistics

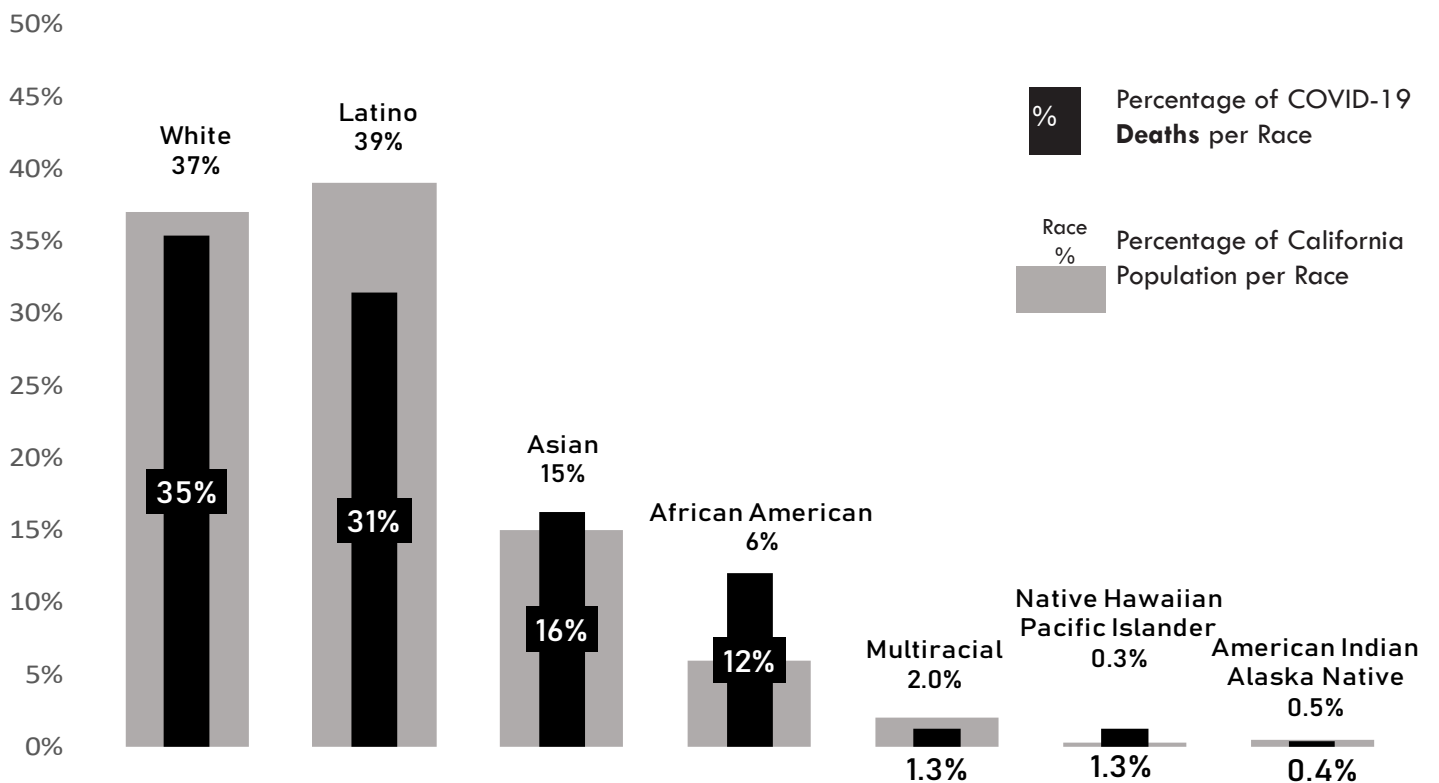
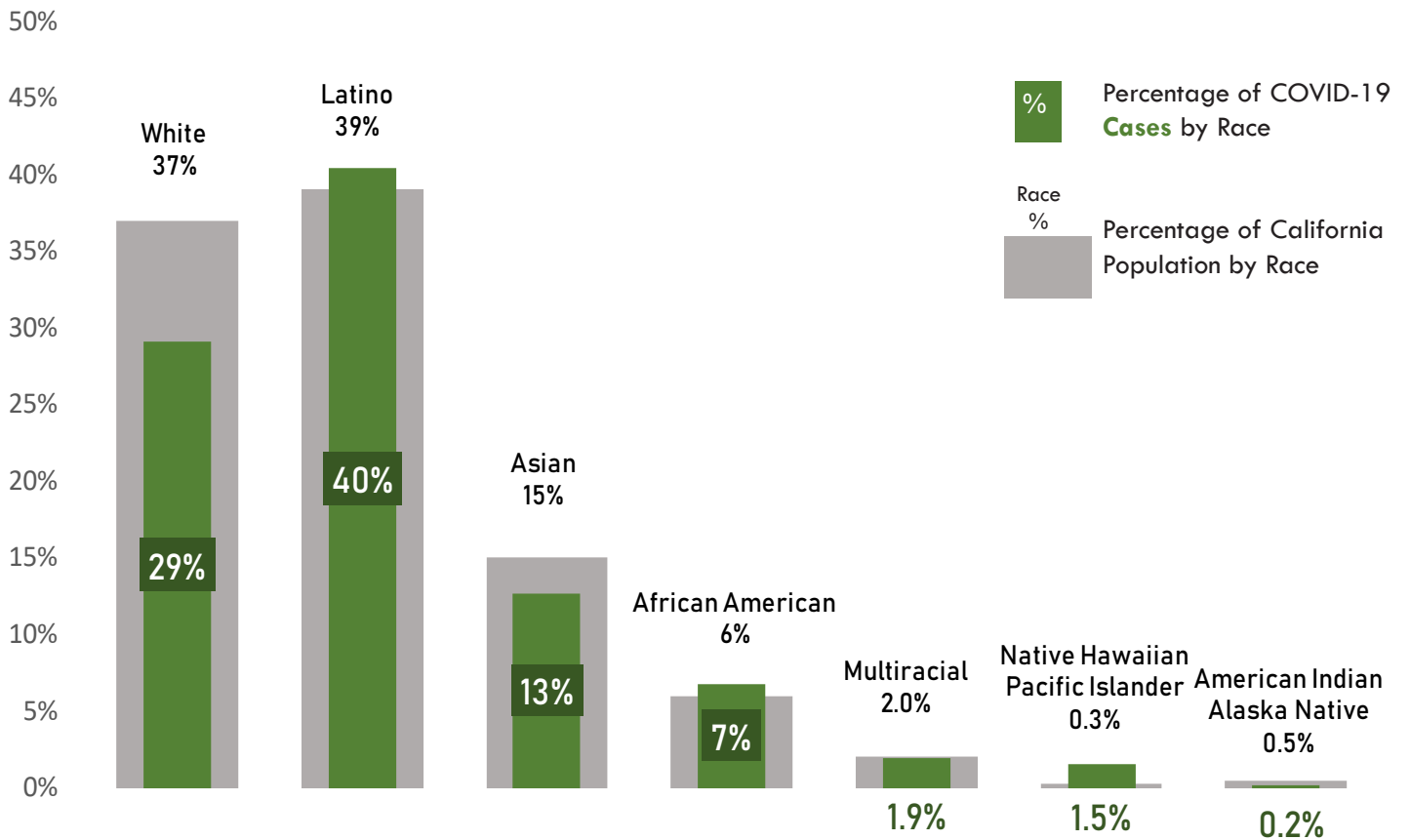
1,268 Deaths

New Confirmed Deaths in
California by Date*



RACIAL DISTRIBUTION OF CONFIRMED COVID-19 CASES AND DEATHS IN CALIFORNIA

American Indians and Alaska Natives account for 0.5% percent of the population, **0.2% of COVID-19 cases**, and **0.4% of deaths** in California.



33% of cases and 9% of deaths are of unknown race/ethnicity. Updated 4/21/2020. Source: CDPH

CHARACTERISTICS OF CALIFORNIA COVID-19 POSITIVE CASES

In California:

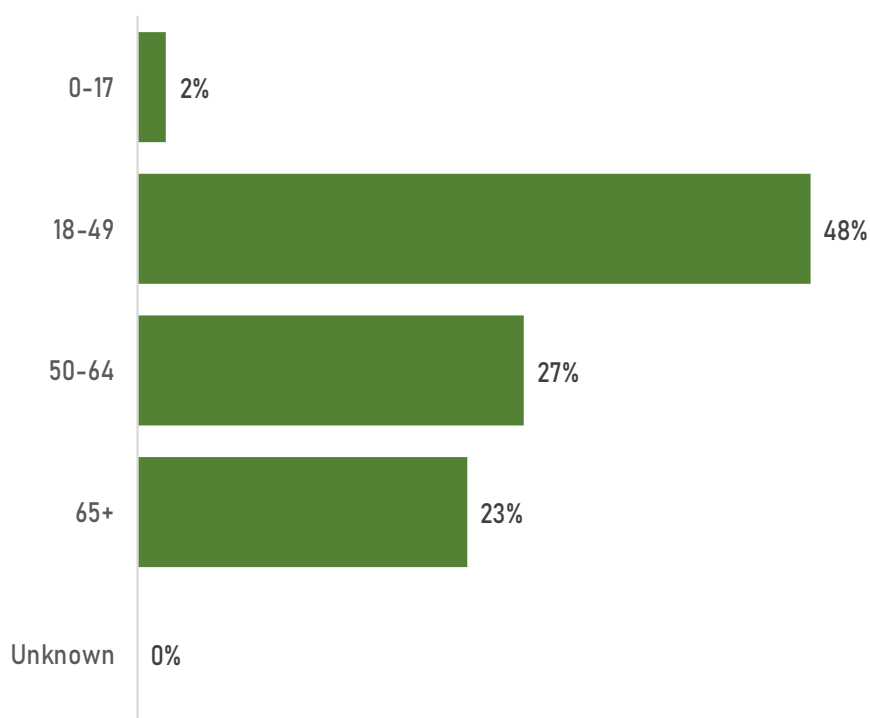
10.1% of confirmed cases have been admitted to a hospital

3.7% of confirmed cases have been admitted to an Intensive Care Unit

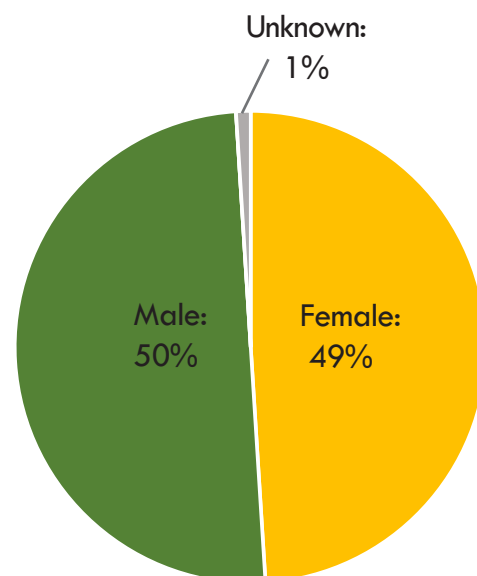
3.8% of cases have died

As of 4/21/2020. Source: CDPH

Positive Cases by Age Group



Positive Cases by Gender



Note: Percentages may not add up to 100% due to rounding.

Updated 4/21/2020. Source: CDPH

TRIBAL STATE OF EMERGENCY AND SHELTER-IN-PLACE DECLARATIONS



 Tribes Issuing Shelter-in-Place Order

- 24. Hoopa Valley Tribe
- 58. Tule River Tribe
- 64. Wiyot Tribe

 Emergency Declarations (n=66)

- | | | |
|---|--|---|
| 1. Agua Caliente Band of Cahuilla Indians | 21. Enterprise Rancheria | 44. Resighini Rancheria |
| 2. Augustine Band of Cahuilla Indians | 22. Fort Mojave Indian Tribe | 45. Rincon Band of Luiseno Indians |
| 3. Barona Band of Mission Indians | 23. Habematolel Pomo of Upper Lake Tribe | 46. Robinson Rancheria |
| 4. Bear River Band of Rohnerville Rancheria | 24. Hoopa Valley Tribe | 47. San Manuel Band of Mission Indians |
| 5. Big Pine Paiute Tribe | 25. Iipay Nation of Santa Ysabel | 48. San Pasqual Band of Mission Indians |
| 6. Big Valley Band of Pomo Indians | 26. Jamul Indian Village | 49. Santa Ynez Band of Chumash Indians |
| 7. Bishop Paiute Tribe | 27. La Jolla Band of Luiseno Indians | 50. Shingle Springs Band of Miwok Indians |
| 8. Blue Lake Rancheria | 28. Lone Pine Paiute-Shoshone Tribe | 51. Soboba Band of Luiseno Indians |
| 9. Buena Vista Rancheria | 29. Karuk Tribe | 52. Susanville Indian Rancheria |
| 10. Cabazon Band of Mission Indians | 30. Mechoopda Indian Tribe | 53. Sycuan Band of the Kumeyaay Nation |
| 11. Cachil DeHe Band of Wintun Indians of the Colusa Indian Community | 31. Mesa Grande Band of Diegueno Mission Indians | 54. Table Mountain Rancheria |
| 12. Cahto Tribe | 32. Middletown Rancheria of Pomo Indians of California | 55. Tachi Yokut Tribe |
| 13. Cahuilla Band of Indians | 33. Mooretown Rancheria | 56. Tolowa Dee-Ni' Nation |
| 14. Chemehuevi Indian Tribe | 34. Morongo Band of Mission Indians | 57. Torres Martinez Desert Cahuilla Indians |
| 15. Cher-Ae Heights Indian Community of the Trinidad Rancheria | 35. North Fork Rancheria of Mono Indians of California | 58. Tule River Tribe |
| 16. Chicken Ranch Rancheria of Me-Wuk Indians of California | 36. Pala Band of Mission Indians | 59. Tuolumne Band of Me-Wuk Indians |
| 17. Colorado River Indian Tribes | 37. Pauma Band of Luiseno Indians | 60. Twenty-Nine Palms Band of Mission Indians |
| 18. Coyote Valley Band of Pomo Indians | 38. Pechanga Band of Luiseno Indians | 61. Viejas Band of Kumeyaay Indians |
| 19. Dry Creek Rancheria Band of Pomo Indians | 39. Picayune Rancheria of the Chukchansi Indians | 62. Washoe Tribe of Nevada and California |
| 20. Elk Valley Rancheria | 40. Pit River Tribe | 63. Wilton Rancheria |
| | 41. Quartz Valley Indian Reservation | 64. Wiyot Tribe |
| | 42. Quechan Tribe of the Fort Yuma Indian Reservation | 65. Yocha Dehe Wintun Nation |
| | 43. Redding Rancheria | 66. Yurok Tribe |

TRIBAL HEAD STARTS CLOSED AS DIRECTED BY LOCAL SCHOOL DISTRICTS OR TRIBAL COUNCIL ORDERS



California Counties COVID-19 Response


Click the color dots
on the map
for county information

Governor Newsom Issued Statewide Stay At Home Executive Order March 19, 2020

[Click here to read the Executive Order](#)



Emergency Declarations
(24 Counties)



Emergency Declarations and
Shelter in Place /Safer at Home
Orders or Directives
(34 Counties)



www.counties.org

*Data is based on official documents,
county correspondence with CSAC and media reports.
Links to official documents are provided when available.*

Updated 9:30 am
April 20, 2020