



CORONAVIRUS DISEASE 2019 (COVID-19) SITUATIONAL REPORT #26 APRIL 16, 2020



DAILY HIGHLIGHTS

Globally, COVID-19 cases have surpassed 1.99 million with more than 130,000 deaths.

The total number of cases in the U.S. increased from 605,390 as reported on Wednesday, 4/15/2020 to 632,220 reported today. The number of deaths increased from 24,582 to 27,012.

The Tribal Emergency Preparedness and Response Program (TEPRP) provides technical assistance and training to Tribes and Tribal Health Programs on hazard emergency preparedness planning and response. Tribal leaders and clinic administrators may contact Corinne.Chavez@dhcs.ca.gov.

At the California Governor's direction, the Employment Development Department (EDD) will launch a new call center on Monday that will operate 7 days a week from 8:00 a.m. to 8:00 p.m. The Governor also directs EDD to expedite access to the Work Share program to avert layoffs. For more information: <https://www.gov.ca.gov/2020/04/15>

The California Area Indian Health Service (IHS) has reported that 36 California Tribal or Urban Indian Health Program patients have tested positive for COVID-19 as of 4/14/2020.

HRSA will hold a second Consultation Call to discuss the 15 million set-aside for Tribal entities

Date: Friday, April 17, 2020 Time: 3-4 pm ET

Participant information: Dial in: 800-593-8948 Passcode: 5523077

California Tribal Nation Grant Fund

The California Tribal Nation Grant Fund COVID-19 Emergency Grant is available to eligible tribes to prepare for and respond to COVID-19. These grant funds may be used to fund programs, supplies, and actions taken in response to guidance of public health officials to address the threat of COVID-19, so long as those initiatives are not otherwise funded or provided by sources outside of the Tribal Nation Grant Fund.

For more information: http://www.tngf.ca.gov/covid_grant.html

National Indian Council on Aging (NICOA)

NICOA is convening weekly calls with all Title VI grantees about COVID-19 to provide updates to tribal programs and provide an opportunity for tribes to discuss the impact of COVID-19 in communities. Administration for Community Living (ACL) staff will be on all calls, as will resource centers from NIEJI, the University of Alaska, the University of Hawaii and the University of North Dakota.

Weekly on Fridays at 3:00 pm EST.

Join By Phone: 202-774-2300, Code: 990 715 504

For more information: <https://olderindians.acl.gov/COVID-19>

UNITED STATES

COVID-19: U.S. at a Glance*

- Total cases: 632,548 (632,220 confirmed; 348 probable)
- Total deaths: 27,012 (22,871 confirmed; 4,141 probable)
- Jurisdictions reporting cases: 55 (50 states, District of Columbia, Guam, Puerto Rico, the Northern Mariana Islands, and the U.S. Virgin Islands)

*As of April 14, 2020, CDC case counts and death counts include both confirmed and probable cases and deaths. This change was made to reflect an interim COVID-19 position statement issued by the Council for State and Territorial Epidemiologists on April 5, 2020.

The position statement included a case definition and made COVID-19 a nationally notifiable disease.

A confirmed case or death is defined by meeting confirmatory laboratory evidence for COVID-19.

A probable case or death is defined by:

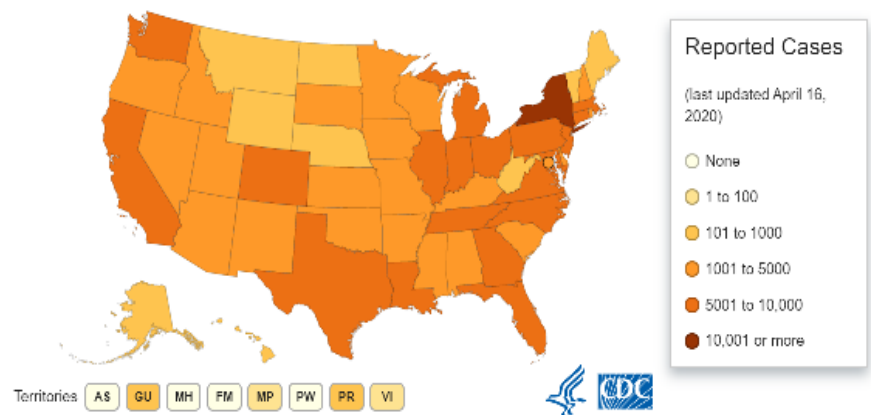
- i) meeting clinical criteria AND epidemiologic evidence with no confirmatory laboratory testing performed for COVID-19; or
- ii) meeting presumptive laboratory evidence AND either clinical criteria OR epidemiologic evidence; or
- iii) meeting vital records criteria with no confirmatory laboratory testing performed for COVID-19.

State and local public health departments are now testing and publicly reporting their cases. In the event of a discrepancy between CDC cases and cases reported by state and local public health officials, data reported by states should be considered the most up to date.

Public Health Laboratory Testing

As of the evening of April 15, the total number of public health laboratories that have completed verification and are offering testing is 95. This includes one or more PHL in 50 states plus DC, Guam and Puerto Rico.

States Reporting Cases of COVID-19 to CDC*





CORONAVIRUS DISEASE 2019 (COVID-19) SITUATIONAL REPORT #26 APRIL 16, 2020



COVID-19 CASES BY IHS AREA AS OF APRIL 14, 2020*

	NEGATIVE CASES	POSITIVE CASES	TESTED
NAVAJO	2,778	693	3,926
ALBUQUERQUE	724	180	1,342
OKLAHOMA CITY	1,644	77	2,142
PORTLAND	549	64	654
PHOENIX	361	68	491
CALIFORNIA	460	36	594
GREAT PLAINS	253	22	307
BEMIDJI	106	17	140
BILLINGS	1,549	18	1,699
NASHVILLE	349	23	438
ALASKA	482	7	1,133
TUCSON	417	7	519

*as of 7PM EST April 14, 2020

CALIFORNIA

As of April 15, 2020, there are a total of 26,182 positive cases and 890 deaths in California.

Ages of all confirmed positive cases:

- Age 0-17: 432 cases
- Age 18-49: 12,479 cases
- Age 50-64: 7,141 cases
- Age 65 and older: 6,051 cases
- Unknown/Missing: 79 cases

Gender of all confirmed positive cases:

- Female: 12,771 cases
- Male: 13,169 cases
- Unknown: 242 cases

In order to better focus public health resources on the changing needs of California communities, beginning on March 18, the state is no longer collecting information about California travelers returning from countries that have confirmed COVID-19 outbreaks. Community transmission of COVID-19 has been identified in California since late February, and since early March, most of the confirmed cases in the state were not related to travel outside of the United States.

Twenty-two public health labs in California are testing samples for COVID-19. These labs include the California Department of Public Health's Laboratory in Richmond, Alameda, Contra Costa, Humboldt, Long Beach, Los Angeles, Monterey, Napa-Solano-Yolo-Marin (located in Solano), Orange, Riverside, Sacramento, San Bernardino, San Diego, San Francisco, San Joaquin, San Luis Obispo, San Mateo, Santa Clara, Shasta, Sonoma, Tulare and Ventura County public health laboratories. The Richmond Laboratory will provide diagnostic testing within a 48-hour turnaround time. This means California public health officials will get test results sooner, so that patients will get the best care.

INDIAN HEALTH SERVICE CALIFORNIA AREA

594 Tribal or Urban Indian Health Program patients in the California Area have been tested for COVID-19 as of 4/14/2020.

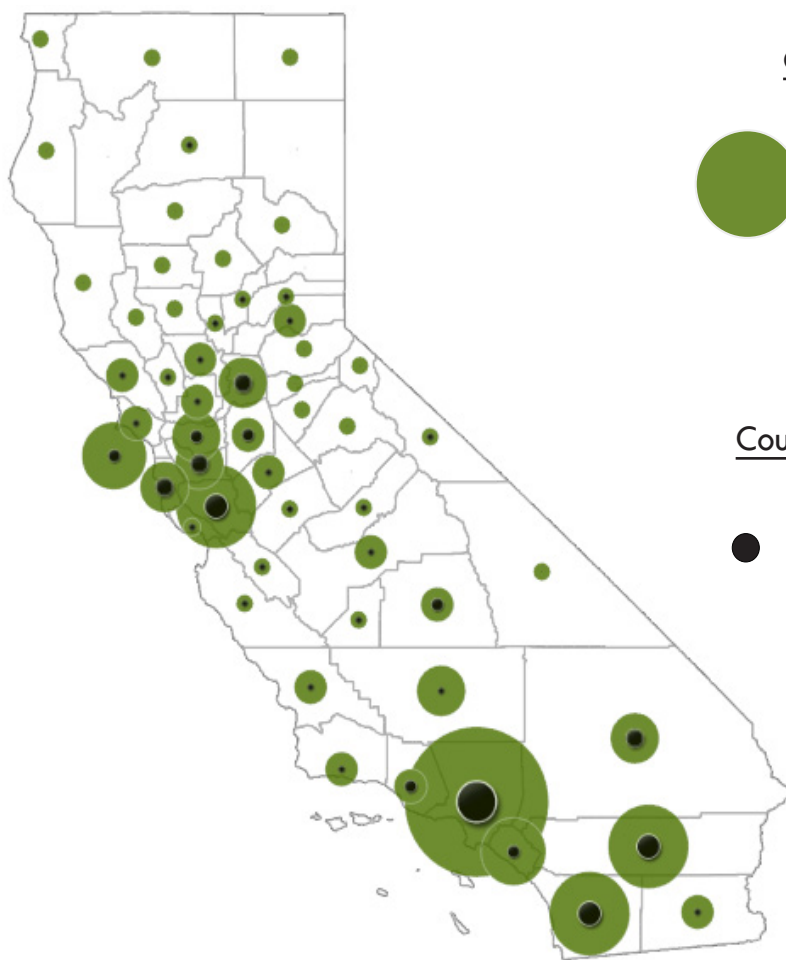
Of these, 36 patients have tested positive for COVID-19 and 460 have tested negative for COVID-19.

If you have any questions or concerns please contact:

Vanesscia Cresci at Vcresci@crihb.org or Aurimar Ayala at Aayala@crihb.org

CONFIRMED CASES AND DEATHS BY COUNTY

CURRENT AS OF 12PM ON APRIL 16, 2020



Counties with most reported Cases*

Los Angeles	10,517
Riverside	2105
San Diego	2012
Santa Clara	1793
Orange	1376

Counties with most reported Deaths

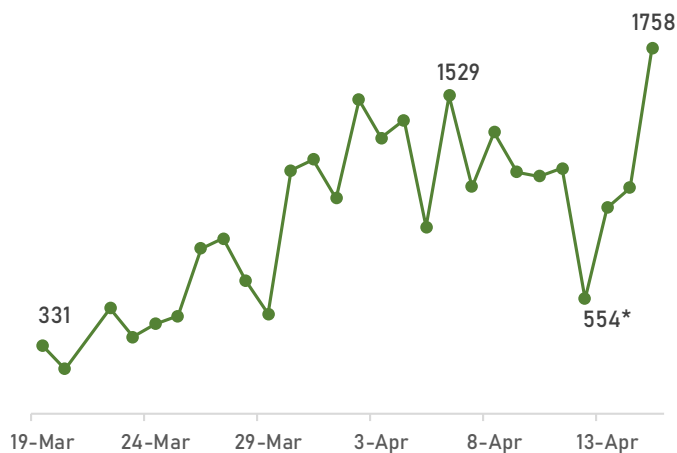
Los Angeles	402
Santa Clara	65
San Diego	60
Riverside	54
San Bernardino	39

*Source: County-level case and death counts are obtained from county websites as of 10am on days reported.

California Case Statistics

26,182 Cases

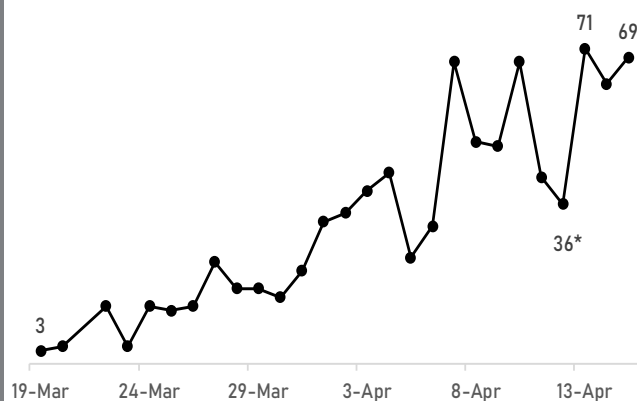
New Confirmed Cases in California
by Date of Lab Confirmation*



California Death Statistics

890 Deaths

New Confirmed Deaths in
California by Date*

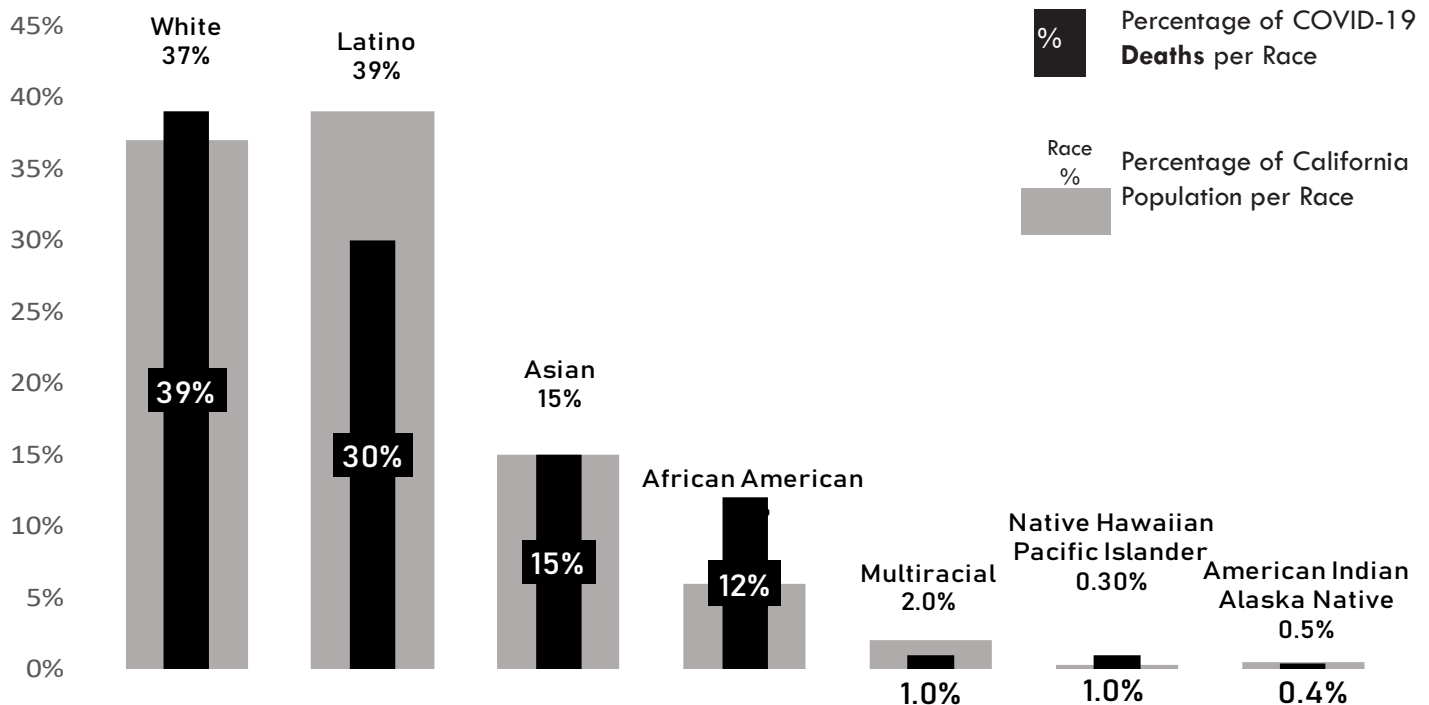
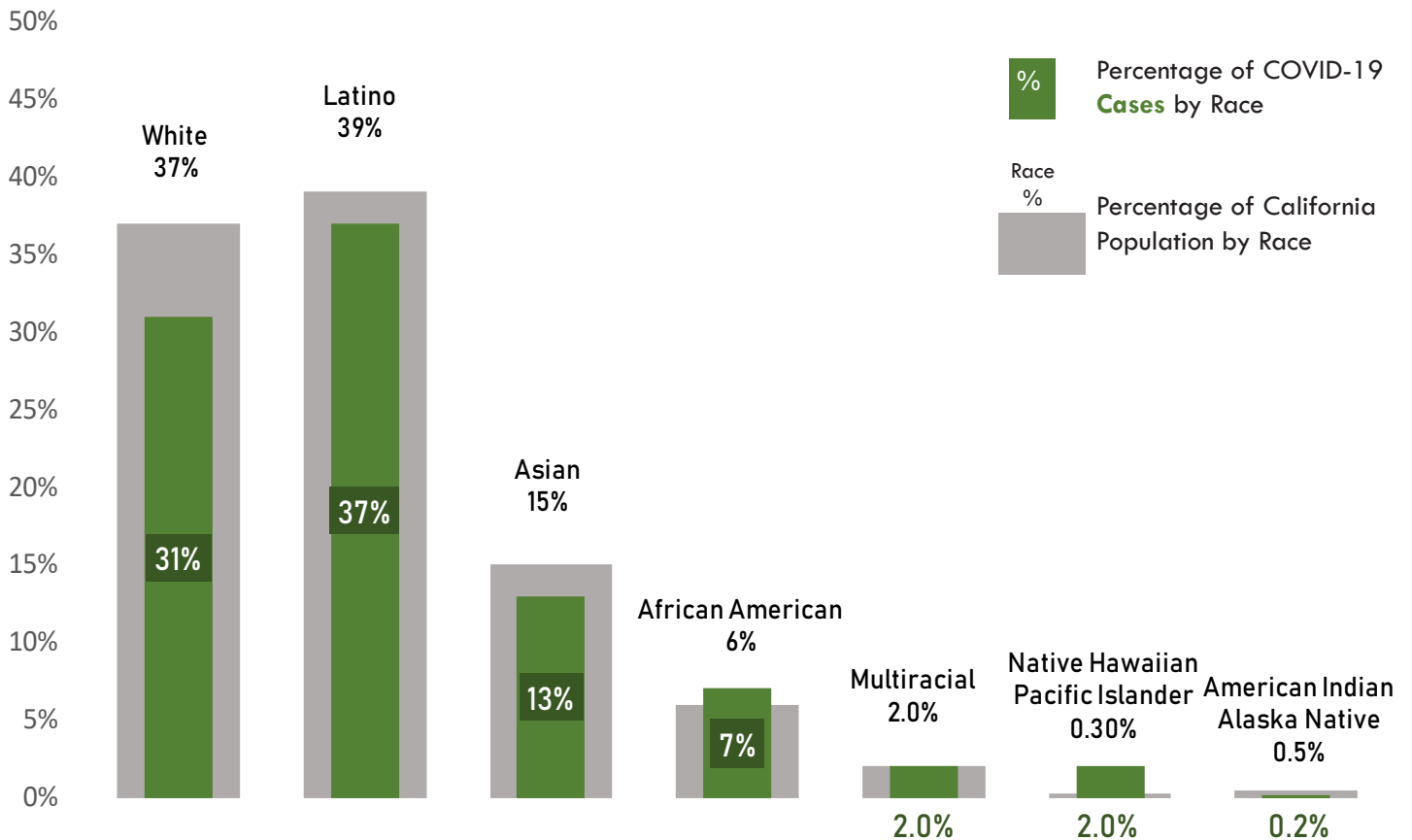


*Note: According to CDPH, data feeds were incomplete on 4/12/20 and therefore the data from 4/12 includes some cases that were reported on 4/13.

As of 4/16/2020. Source: CDPH

RACIAL DISTRIBUTION OF CONFIRMED COVID-19 CASES AND DEATHS IN CALIFORNIA

American Indians and Alaska Natives account for 0.5% percent of the population, **0.2% of COVID-19 cases**, and **0.4% of deaths** in California.



CHARACTERISTICS OF CALIFORNIA COVID-19 POSITIVE CASES

In California:

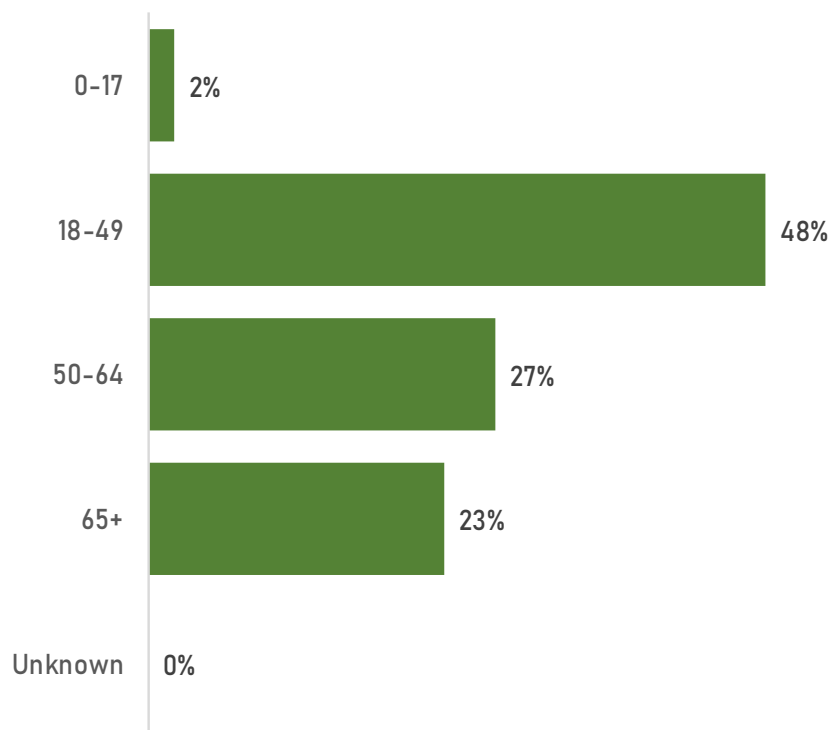
12.0% of confirmed cases have been admitted to a hospital

4.5% of confirmed cases have been admitted to an Intensive Care Unit

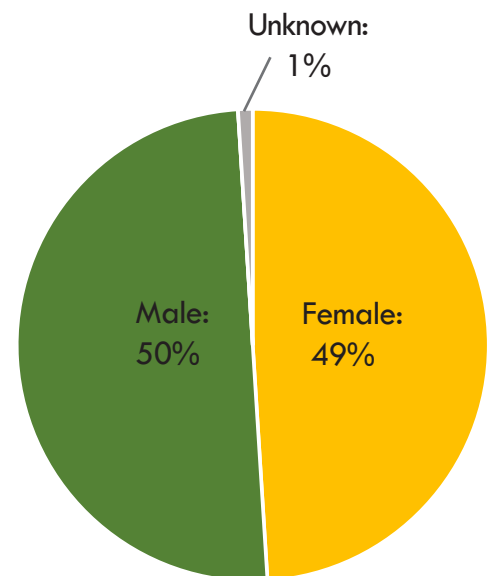
3.4% of cases have died

As of 4/16/2020. Source: CDPH

Positive Cases by Age Group



Positive Cases by Gender



Note: Percentages may not add up to 100% due to rounding.

Updated 4/16/2020. Source: CDPH

TRIBAL STATE OF EMERGENCY AND SHELTER IN PLACE DECLARATIONS



Tribes Issuing Shelter in Place Order

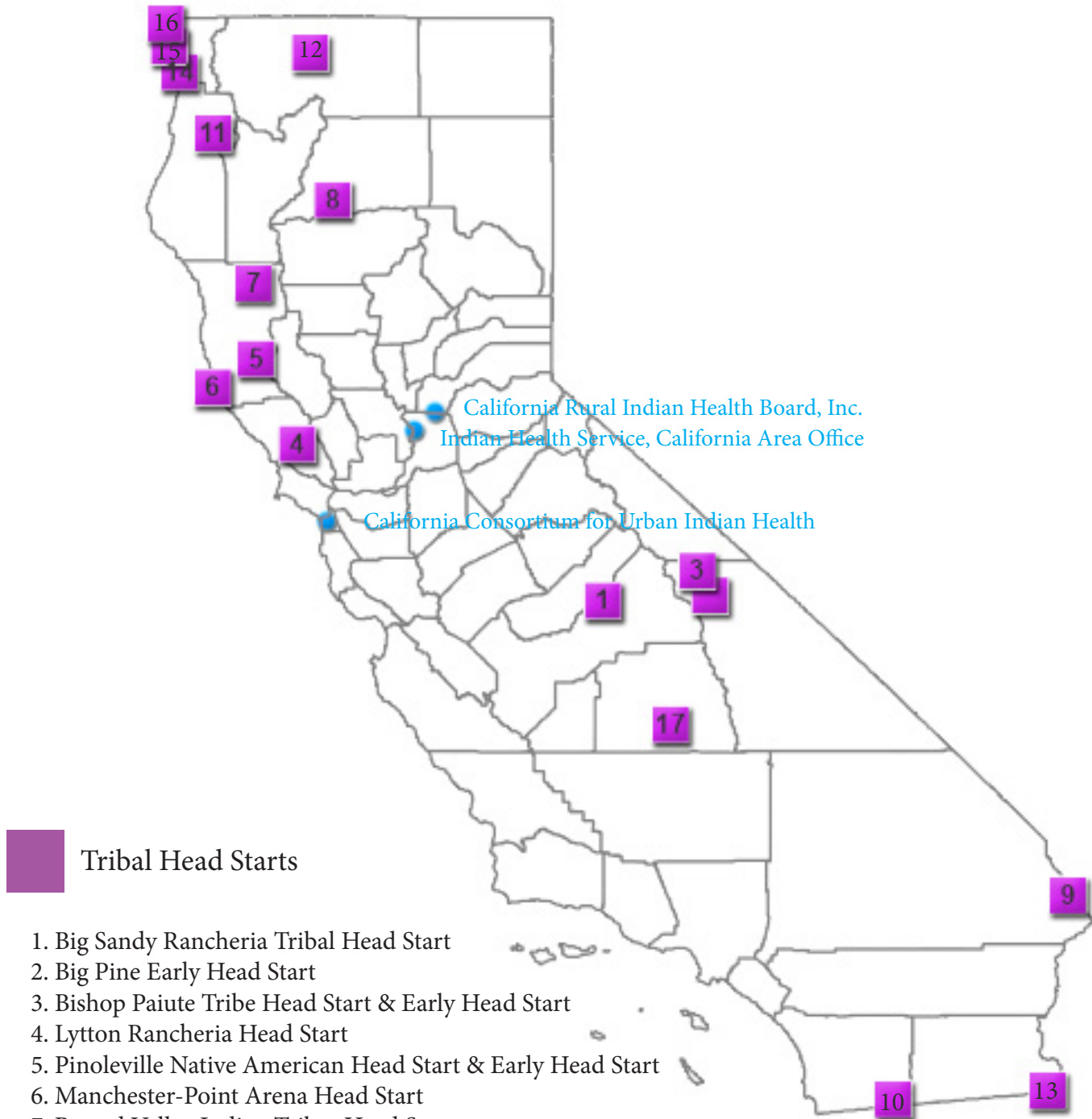
- 24. Hoopa Valley Tribe
- 56. Tule River Tribe
- 62. Wiyot Tribe



Emergency Declarations (n=65)

- | | | |
|---|--|---|
| 1. Agua Caliente Band of Cahuilla Indians | 21. Enterprise Rancheria | 44. Rincon Band of Luiseno Indians |
| 2. Augustine Band of Cahuilla Indians | 22. Fort Mojave Indian Tribe | 45. Robinson Rancheria |
| 3. Barona Band of Mission Indians | 23. Habematolel Pomo of Upper Lake Tribe | 46. San Manuel Band of Mission Indians |
| 4. Bear River Band of Rohnerville Rancheria | 24. Hoopa Valley Tribe | 47. San Pasqual Band of Mission Indians |
| 5. Big Pine Paiute Tribe | 25. Iipay Nation of Santa Ysabel | 48. Santa Ynez Band of Chumash Indians |
| 6. Big Valley Band of Pomo Indians | 26. Jamul Indian Village | 49. Shingle Springs Band of Miwok Indians |
| 7. Bishop Paiute Tribe | 27. La Jolla Band of Luiseno Indians | 50. Soboba Band of Luiseno Indians |
| 8. Blue Lake Rancheria | 28. Lone Pine Paiute-Shoshone Tribe | 51. Susanville Indian Rancheria |
| 9. Buena Vista Rancheria | 29. Karuk Tribe | 52. Sycuan Band of the Kumeyaay Nation |
| 10. Cabazon Band of Mission Indians | 30. Mechoopda Indian Tribe | 53. Table Mountain Rancheria |
| 11. Cachil DeHe Band of Wintun Indians of the Colusa Indian Community | 31. Mesa Grande Band of Diegueno Mission Indians | 54. Tachi Yokut Tribe |
| 12. Cahto Tribe | 32. Middletown Rancheria of Pomo Indians of California | 55. Tolowa Dee-Ni' Nation |
| 13. Cahuilla Band of Indians | 33. Mooretown Rancheria | 56. Torres Martinez Desert Cahuilla Indians |
| 14. Chemehuevi Indian Tribe | 34. Morongo Band of Mission Indians | 57. Tule River Tribe |
| 15. Cher-Ae Heights Indian Community of the Trinidad Rancheria | 35. North Fork Rancheria of Mono Indians of California | 58. Tuolumne Band of Me-Wuk Indians |
| 16. Chicken Ranch Rancheria of Me-Wuk Indians of California | 36. Pala Band of Mission Indians | 59. Twenty-Nine Palms Band of Mission Indians |
| 17. Colorado River Indian Tribes | 37. Pechanga Band of Luiseno Indians | 60. Viejas Band of Kumeyaay Indians |
| 18. Coyote Valley Band of Pomo Indians | 38. Picayune Rancheria of the Chukchansi Indians | 61. Washoe Tribe of Nevada and California |
| 19. Dry Creek Rancheria Band of Pomo Indians | 39. Pit River Tribe | 62. Wilton Rancheria |
| 20. Elk Valley Rancheria | 40. Quartz Valley Indian Reservation | 63. Wiyot Tribe |
| | 41. Quechan Tribe of the Fort Yuma Indian Reservation | 64. Yocha Dehe Wintun Nation |
| | 42. Redding Rancheria | 65. Yurok Tribe |
| | 43. Resighini Rancheria | |

TRIBAL HEAD START CLOSED AS DIRECTED BY LOCAL SCHOOL DISTRICTS OR TRIBAL COUNCIL ORDERS



1. Big Sandy Rancheria Tribal Head Start
2. Big Pine Early Head Start
3. Bishop Paiute Tribe Head Start & Early Head Start
4. Lytton Rancheria Head Start
5. Pinoleville Native American Head Start & Early Head Start
6. Manchester-Point Arena Head Start
7. Round Valley Indian Tribes Head Start
8. Redding Rancheria Head Start
9. Chemehuevi Head Start
10. Campo Kumeyaay Head Start
11. Hoopa Tribal Early Head Start & Head Start
12. Karuk Tribal Head Start
13. Quechan Head Start
14. Yurok Tribe Head Start
15. Elk Valley Rancheria Head Start
16. Howonquet Head Start
17. Tule River Head Start

California Counties COVID-19 Response

Click the color dots
on the map
for county information

Governor Newsom Issued Statewide Stay At Home Executive Order March 19, 2020

[Click here to read the Executive Order](#)



Emergency Declarations
(24 Counties)



Emergency Declarations and
Shelter in Place /Safer at Home
Orders or Directives
(34 Counties)



www.counties.org

*Data is based on official documents,
county correspondence with CSAC and media reports.
Links to official documents are provided when available.*

Updated 4:30 pm
April 8, 2020