



CORONAVIRUS DISEASE 2019 (COVID-19) SITUATIONAL REPORT #23 APRIL 13, 2020



DAILY HIGHLIGHTS

Globally, COVID-19 cases have surpassed 1.77 million with more than 111,600 deaths.

Governor Gavin Newsom announced the release of \$100 million to support child care services and child care providers who are stepping up to serve essential infrastructure workers and vulnerable populations and their children during this critical time.

The Tribal Emergency Preparedness and Response Program (TEPRP) provides technical assistance and training to Tribes and Tribal Health Programs on hazard emergency preparedness planning and response. Tribal leaders and clinic administrators may contact Corinne.Chavez@dhcs.ca.gov.

The California Area Indian Health Service (IHS) has reported that 34 California Tribal or Urban Indian Health Program patients have tested positive for COVID-19 as of 4/13/2020. The total number of cases in the U.S. increased from 459,165 as reported on Friday 4/10/2020 to 554,849 reported today. The number of deaths increased from 16,570 to 21,942.

Indian Country COVID-19 Response Update Call Date: Thursday, April 16, 2020 Time: 4:00 – 5:30 PM (EST) (please note time zone)

*Note: You must RSVP to join the call. You will receive a confirmation email with dial-in instructions. Click [HERE](#) to RSVP.

California Tribal Nation Grant Fund

The California Tribal Nation Grant Fund COVID-19 Emergency Grant is available to eligible tribes to prepare for and respond to COVID-19. These grant funds may be used to fund programs, supplies, and actions taken in response to guidance of public health officials to address the threat of COVID-19, so long as those initiatives are not otherwise funded or provided by sources outside of the Tribal Nation Grant Fund.

For more information: http://www.tngf.ca.gov/covid_grant.html

Health Resources and Services Administration (HRSA)

HRSA announced Tribal Consultation in a Dear Tribal Leader Letter on April 13, 2020. The consultation will be to determine the most effective way to allocate the \$15 million for tribal entities serving rural communities under the Coronavirus Aid, Relief, and Economic Security Act (CARES Act).

Tuesday, April 14, 2020 from 4:00 - 5:00 PM EST

Dial in: 866-646-8907 Passcode: 2124472

National Indian Council on Aging (NICOA)

NICOA is convening weekly calls with all Title VI grantees about COVID-19 to provide updates to tribal programs and provide an opportunity for tribes to discuss the impact of COVID-19 in communities. Administration for Community Living (ACL) staff will be on all calls, as will resource centers from NIEJI, the University of Alaska, the University of Hawaii and the University of North Dakota.

Weekly on Fridays at 3:00 pm EST. Join By Phone: 202-774-2300, Code: 990 715 504

For more information: <https://olderindians.acl.gov/COVID-19>

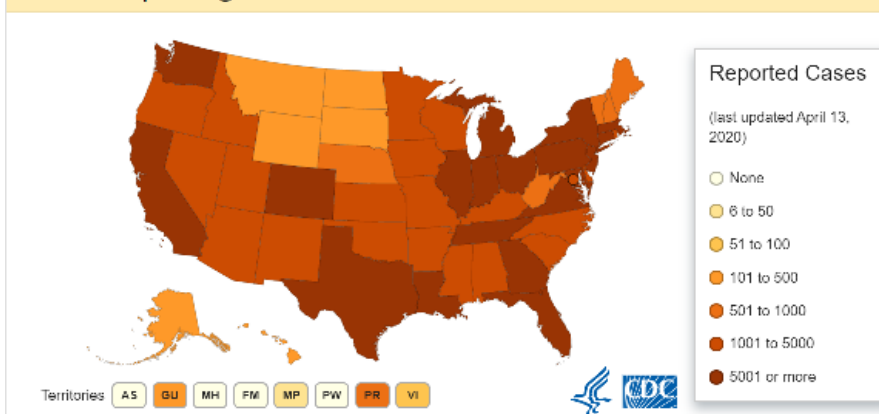
Department of the Interior

Department of the Interior Announces Distribution of \$522M Authorized Under CARES Act. The Asst. Secretary will host a tribal leader conference call on Wednesday, April 15, 2020, from 3:00. – 4:00 p.m. EST to discuss the administration of these funds.

Conference Call Number: 1-888-452-9848 Participant Password: 3081480

UNITED STATES

States Reporting Cases of COVID-19 to CDC*



COVID-19: U.S. at a Glance*

- Total cases: 554,849
- Total deaths: 21,942
- Jurisdictions reporting cases: 55 (50 states, District of Columbia, Puerto Rico, Guam, the Northern Mariana Islands, and the U.S. Virgin Islands)

* Data include both confirmed and presumptive positive cases of COVID-19 reported to CDC or tested at CDC since January 21, 2020, with the exception of testing results for persons repatriated to the United States from Wuhan, China and Japan. State and local public health departments are now testing and publicly reporting their cases. In the event of a discrepancy between CDC cases and cases reported by state and local public health officials, data reported by states should be considered the most up to date.

Public Health Laboratory Testing

As of the evening of April 12, the total number of public health laboratories (PHL) that have completed verification and are offering testing is 95. This includes one or more PHL in 50 states plus DC, Guam and Puerto Rico.



CORONAVIRUS DISEASE 2019 (COVID-19) SITUATIONAL REPORT #23 APRIL 13, 2020



COVID-19 CASES BY IHS AREA AS OF APRIL 12, 2020*

	NEGATIVE CASES	POSITIVE CASES	TESTED
NAVAJO	2,567	579	3,685
ALBUQUERQUE	529	158	954
OKLAHOMA CITY	1,612	74	2,105
PORTLAND	528	59	634
PHOENIX	340	57	437
CALIFORNIA	415	35	538
GREAT PLAINS	250	22	295
BEMIDJI	103	17	138
BILLINGS	1,261	15	1,530
NASHVILLE	55	8	88
ALASKA	482	7	1,133
TUCSON	349	6	444

*as of 7PM EST April 12, 2020

CALIFORNIA

As of April 12, 2020, there are a total of 22,348 positive cases and 687 deaths in California.

Ages of all confirmed positive cases:

- Age 0-17: 337 cases
- Age 18-49: 10,838 cases
- Age 50-64: 6,079 cases
- Age 65 and older: 5,036 cases
- Unknown/Missing: 58 cases

Gender of all confirmed positive cases:

- Female: 10,877 cases
- Male: 11,256 cases
- Unknown: 215 cases

*Data feeds were incomplete on 04/12/20 and therefore cases reported are lower than actual and will be updated as soon as possible.

In order to better focus public health resources on the changing needs of California communities, beginning on March 18, the state is no longer collecting information about California travelers returning from countries that have confirmed COVID-19 outbreaks. Community transmission of COVID-19 has been identified in California since late February, and since early March, most of the confirmed cases in the state were not related to travel outside of the United States.

Twenty-two public health labs in California are testing samples for COVID-19. These labs include the California Department of Public Health's Laboratory in Richmond, Alameda, Contra Costa, Humboldt, Long Beach, Los Angeles, Monterey, Napa-Solano-Yolo-Marin (located in Solano), Orange, Riverside, Sacramento, San Bernardino, San Diego, San Francisco, San Joaquin, San Luis Obispo, San Mateo, Santa Clara, Shasta, Sonoma, Tulare and Ventura County public health laboratories. The Richmond Laboratory will provide diagnostic testing within a 48-hour turnaround time. This means California public health officials will get test results sooner, so that patients will get the best care.

INDIAN HEALTH SERVICE CALIFORNIA AREA

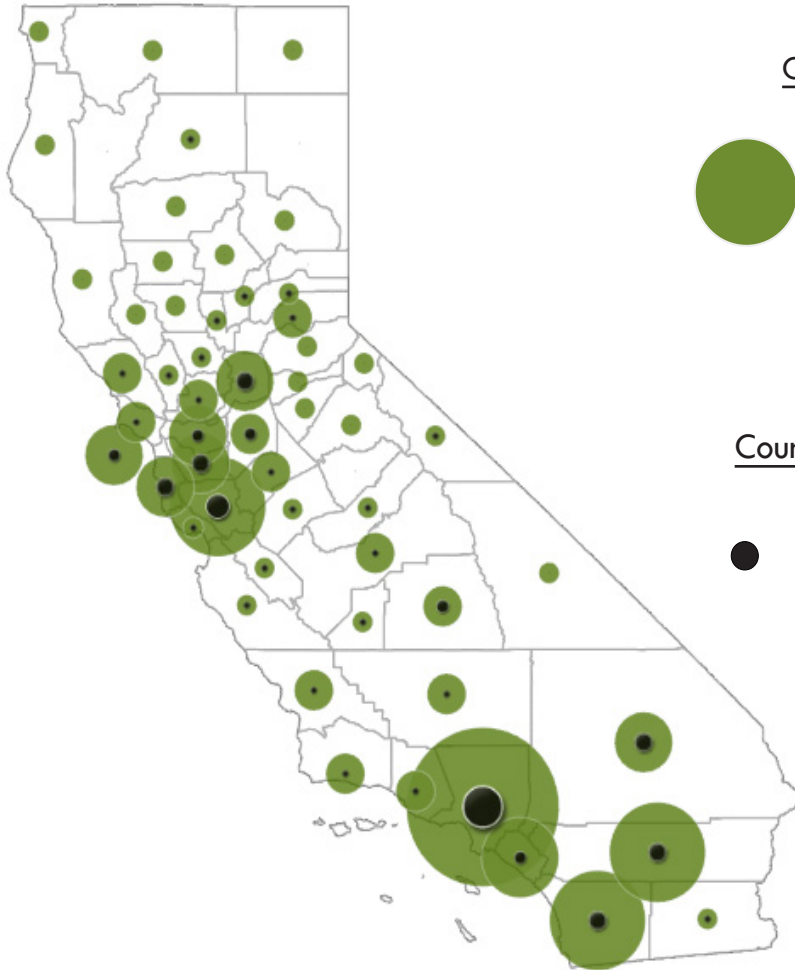
576 Tribal or Urban Indian Health Program patients in the California Area have been tested for COVID-19 as of 4/13/2020.

Of these, 34 patients have tested positive for COVID-19 and 444 have tested negative for COVID-19.

If you have any questions or concerns please contact:

Vanesscia Cresci at Vcresci@crihb.org or Aurimar Ayala at Aayala@crihb.org

CONFIRMED CASES AND DEATHS BY COUNTY
CURRENT AS OF 12PM ON APRIL 13, 2020



Counties with most reported Cases*

Los Angeles	9197
San Diego	1804
Santa Clara	1621
Riverside	1619
Orange	1277

Counties with most reported Deaths

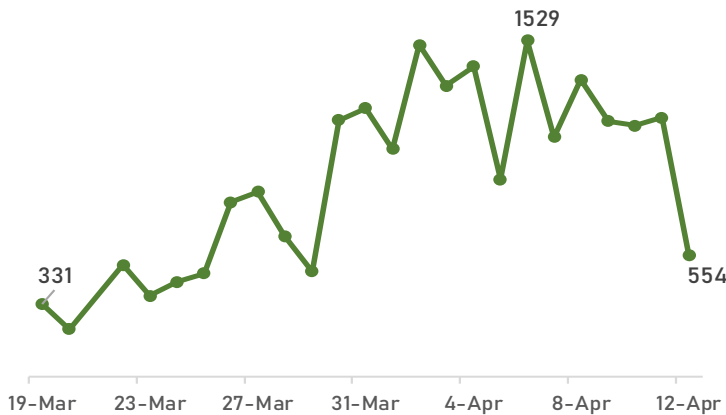
Los Angeles	300
Santa Clara	454
San Diego	45
Riverside	41
San Bernardino	31

*Source: County-level case and death counts are obtained from county websites as of 10am on days reported.

California Case Statistics

22,348 Cases*

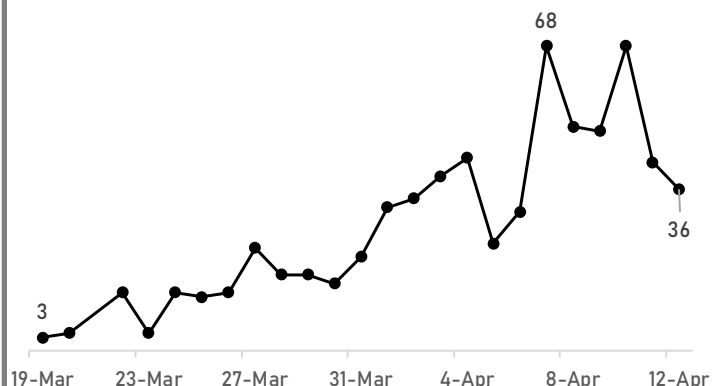
New Confirmed Cases in California by Date of Lab Confirmation*



California Death Statistics

687 Deaths*

New Confirmed Deaths in California by Day*

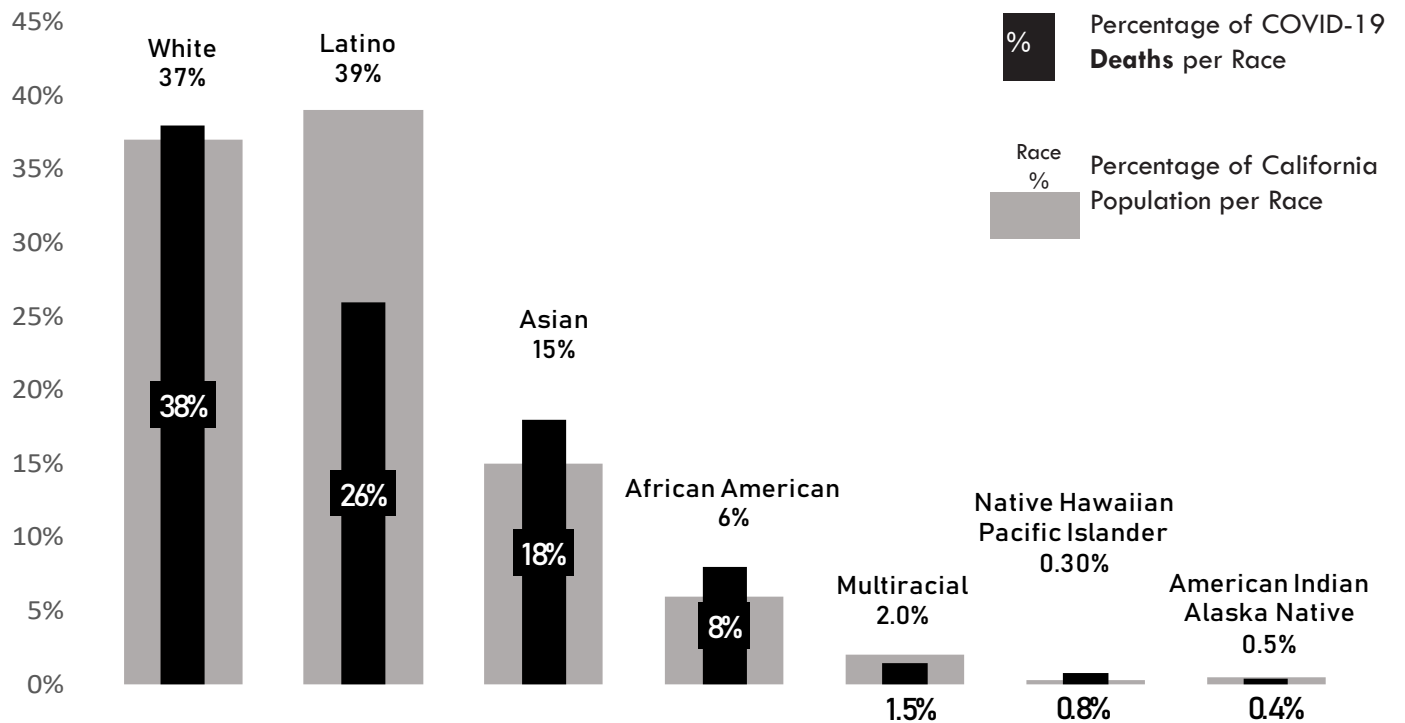
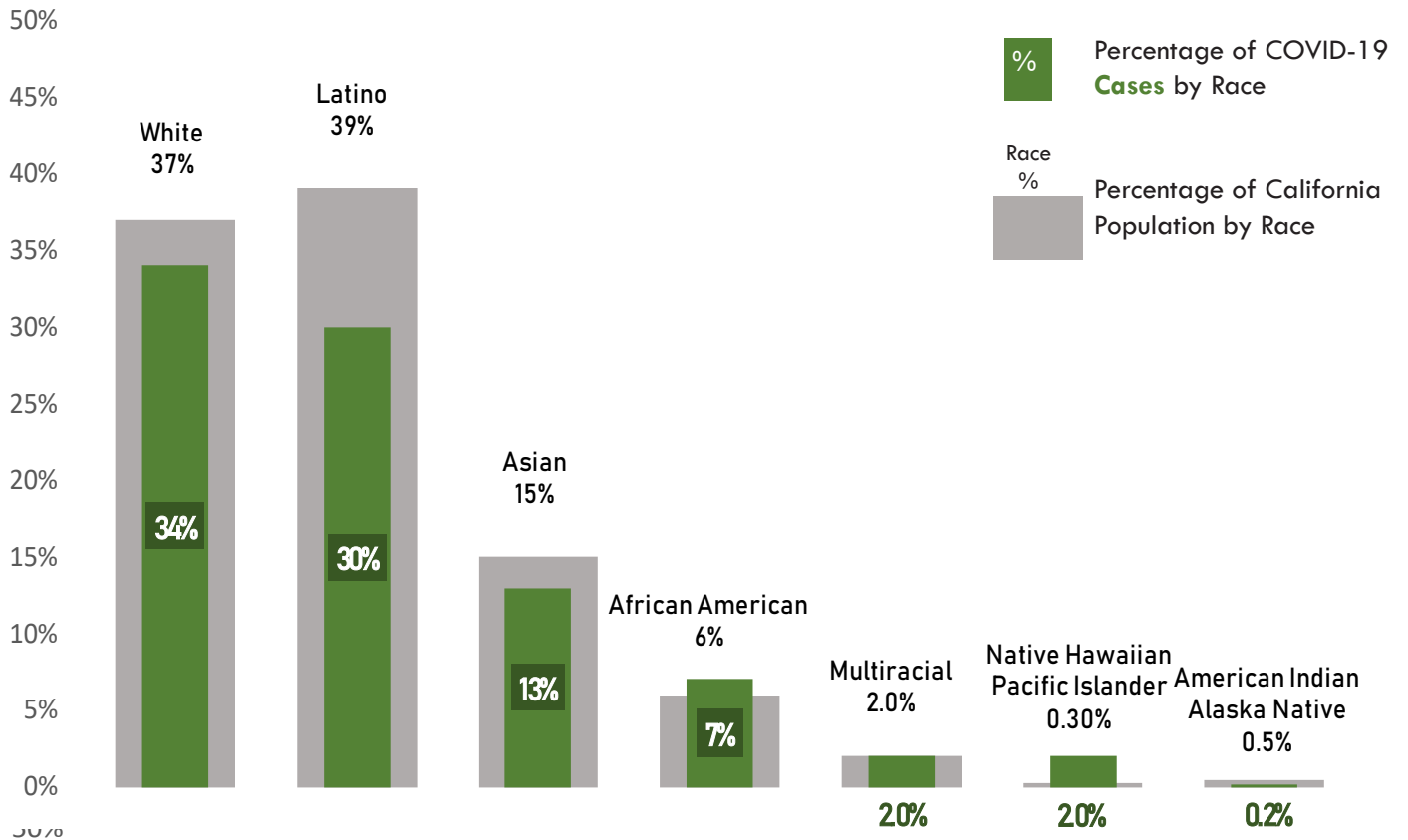


*Note: CDPH is reporting that data from 4/12 are lower than actual due to incomplete data feeds. These will be updated as information is available.

As of 4/13/2020. Source: CDPH

RACIAL DISTRIBUTION OF CONFIRMED COVID-19 CASES AND DEATHS IN CALIFORNIA

American Indians and Alaska Natives account for 0.5% percent of the population, **0.2% of COVID-19 cases**, and **0.4% of deaths** in California.



Race information is based on 54% of COVID-19 cases and 53% of deaths. Updated 4/10/2020. Source: CDPH

CHARACTERISTICS OF CALIFORNIA COVID-19 POSITIVE CASES

In California:

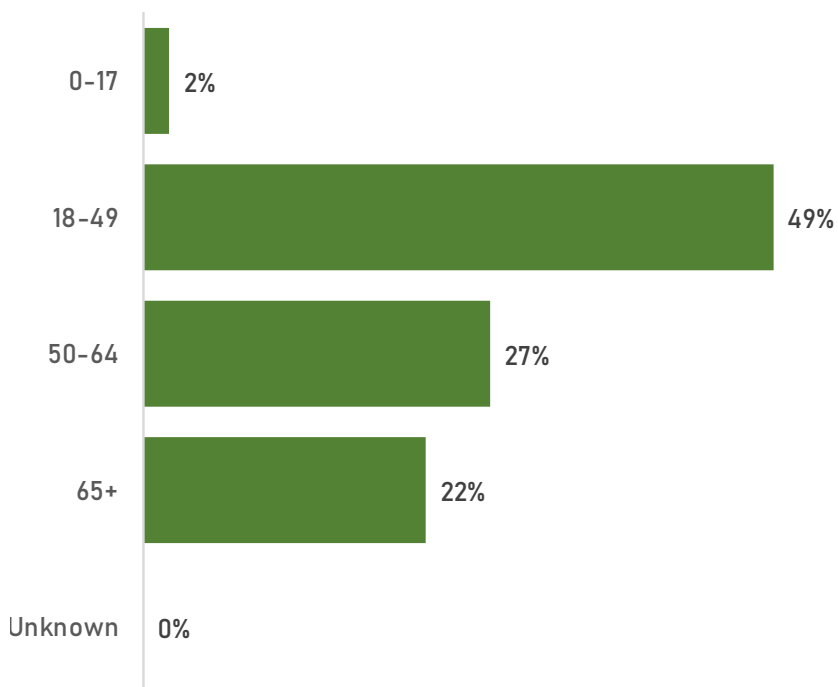
13.5% of confirmed cases have been admitted to a hospital

5.3% of confirmed cases have been admitted to an Intensive Care Unit

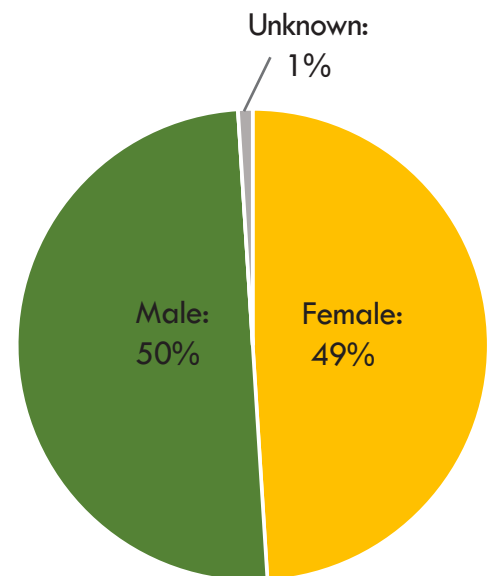
3.1% of cases have died

As of 4/13/2020. Source: CDPH

Positive Cases by Age Group



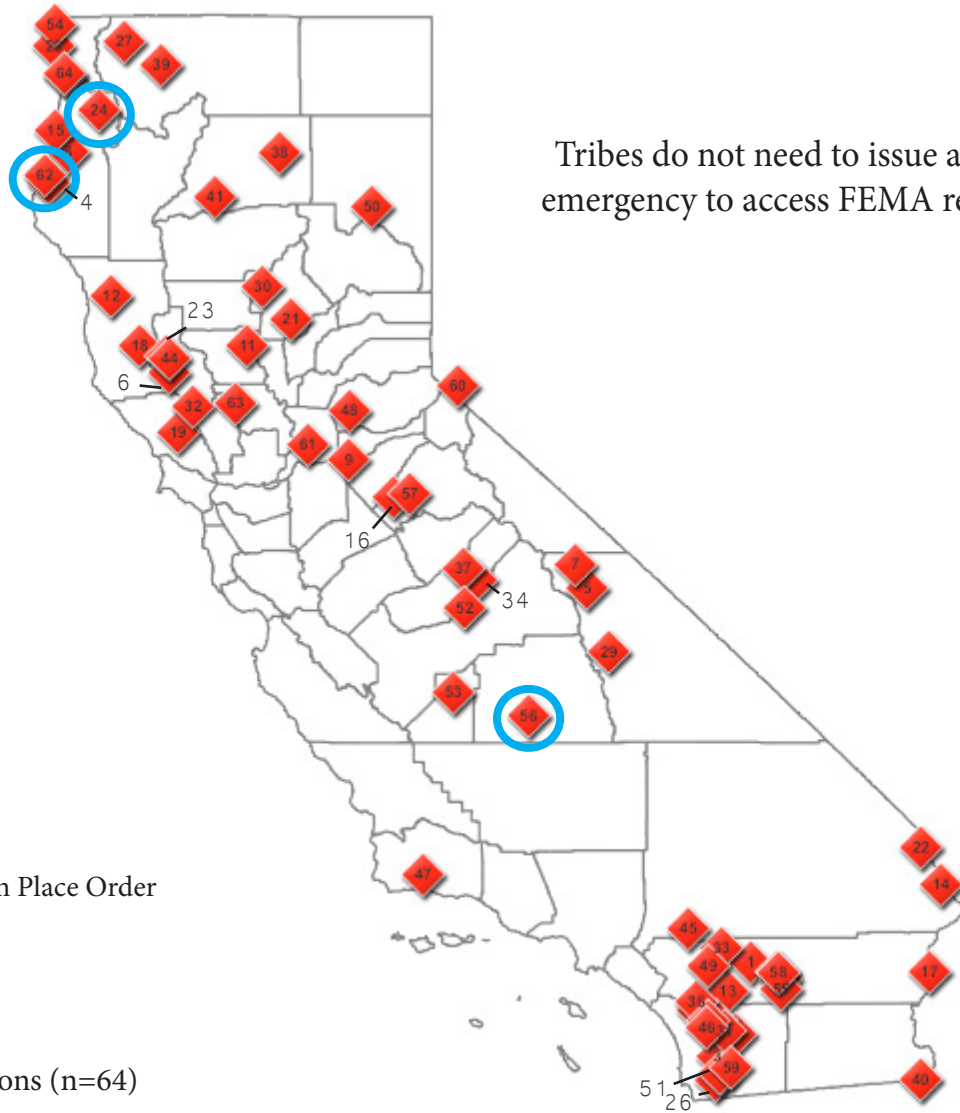
Positive Cases by Gender



Note: Percentages may not add up to 100% due to rounding.

Updated 4/12/2020. Source: CDPH

TRIBAL STATE OF EMERGENCY AND SHELTER IN PLACE DECLARATIONS



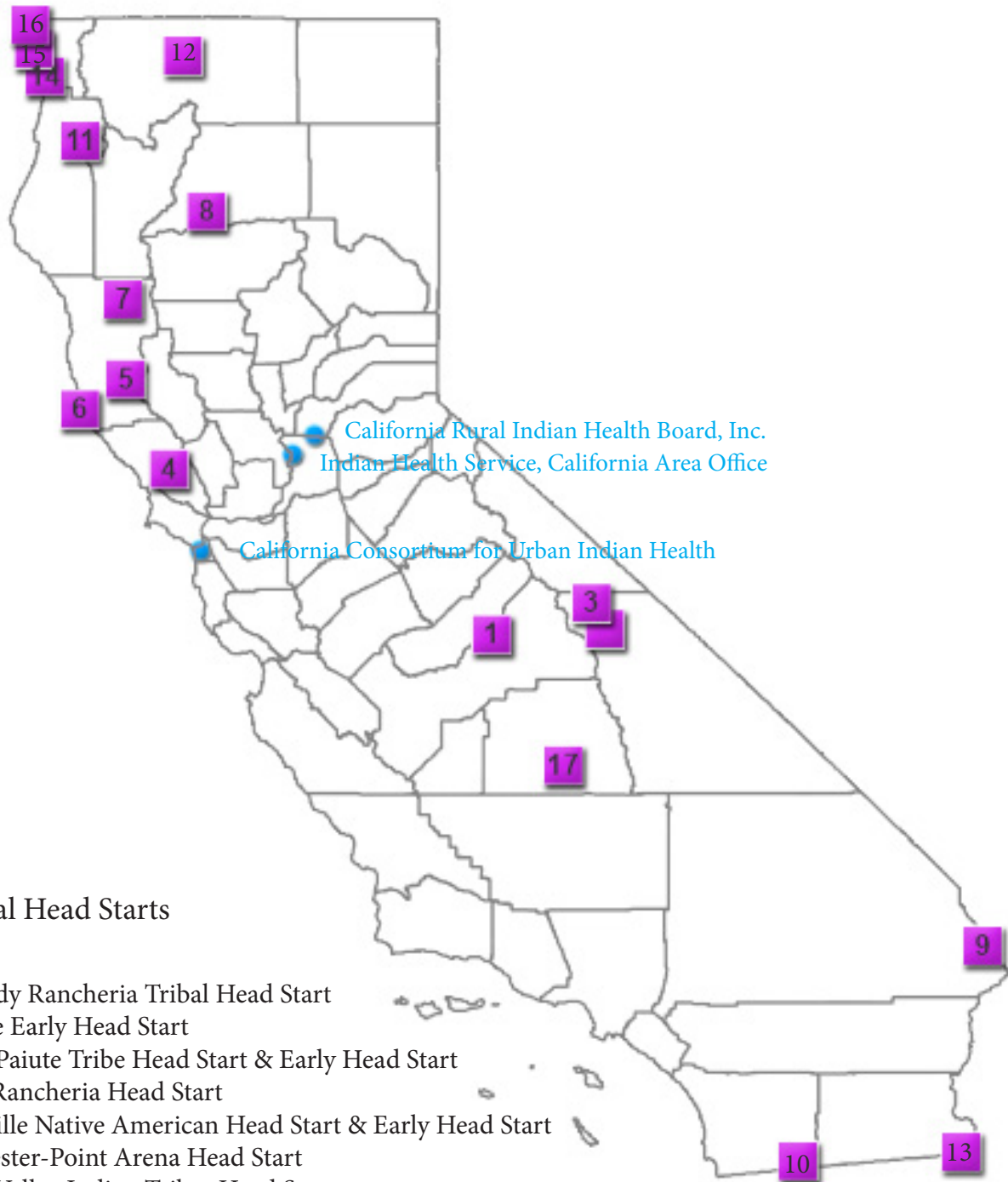
Tribes do not need to issue a state of emergency to access FEMA resources.

○ Tribes Issuing Shelter in Place Order
 24. Hoopa Valley Tribe
 56. Tule River Tribe
 62. Wiyot Tribe

◆ Emergency Declarations (n=64)

- | | | |
|---|--|---|
| 1. Agua Caliente Band of Cahuilla Indians | 21. Enterprise Rancheria | 44. Robinson Rancheria |
| 2. Augustine Band of Cahuilla Indians | 22. Fort Mojave Indian Tribe | 45. San Manuel Band of Mission Indians |
| 3. Barona Band of Mission Indians | 23. Habematolel Pomo of Upper Lake Tribe | 46. San Pasqual Band of Mission Indians |
| 4. Bear River Band of Rohnerville Rancheria | 24. Hoopa Valley Tribe | 47. Santa Ynez Band of Chumash Indians |
| 5. Big Pine Paiute Tribe | 25. Iipay Nation of Santa Ysabel | 48. Shingle Springs Band of Miwok Indians |
| 6. Big Valley Band of Pomo Indians | 26. Jamul Indian Village | 49. Soboba Band of Luiseno Indians |
| 7. Bishop Paiute Tribe | 27. La Jolla Band of Luiseno Indians | 50. Susanville Indian Rancheria |
| 8. Blue Lake Rancheria | 28. Lone Pine Paiute-Shoshone Tribe | 51. Sycuan Band of the Kumeyaay Nation |
| 9. Buena Vista Rancheria | 29. Karuk Tribe | 52. Table Mountain Rancheria |
| 10. Cabazon Band of Mission Indians | 30. Mechoopda Indian Tribe | 53. Tachi Yokut Tribe |
| 11. Cachil DeHe Band of Wintun Indians of the Colusa Indian Community | 31. Mesa Grande Band of Diegueno Mission Indians | 54. Tolowa Dee-Ni Nation |
| 12. Cahto Tribe | 32. Middletown Rancheria of Pomo Indians of California | 55. Torres Martinez Desert Cahuilla Indians |
| 13. Cahuilla Band of Indians | 33. Morongo Band of Mission Indians | 56. Tule River Tribe |
| 14. Chemehuevi Indian Tribe | 34. North Fork Rancheria of Mono Indians of California | 57. Tuolumne Band of Me-Wuk Indians |
| 15. Cher-Ae Heights Indian Community of the Trinidad Rancheria | 35. Pala Band of Mission Indians | 58. Twenty-Nine Palms Band of Mission Indians |
| 16. Chicken Ranch Rancheria of Me-Wuk Indians of California | 36. Pechanga Band of Luiseno Indians | 59. Viejas Band of Kumeyaay Indians |
| 17. Colorado River Indian Tribes | 37. Picayune Rancheria of the Chukchansi Indians | 60. Washoe Tribe of Nevada and California |
| 18. Coyote Valley Band of Pomo Indians | 38. Pit River Tribe | 61. Wilton Rancheria |
| 19. Dry Creek Rancheria Band of Pomo Indians | 39. Quartz Valley Indian Reservation | 62. Wiyot Tribe |
| 20. Elk Valley Rancheria | 40. Quechan Tribe of the Fort Yuma Indian Reservation | 63. Yocha Dehe Wintun Nation |
| | 41. Redding Rancheria | 64. Yurok Tribe |
| | 42. Resighini Rancheria | |
| | 43. Rincon Band of Luiseno Indians | |

TRIBAL HEAD START CLOSED AS DIRECTED BY
LOCAL SCHOOL DISTRICTS OR TRIBAL COUNCIL ORDERS



 Tribal Head Starts

1. Big Sandy Rancheria Tribal Head Start
2. Big Pine Early Head Start
3. Bishop Paiute Tribe Head Start & Early Head Start
4. Lytton Rancheria Head Start
5. Pinoleville Native American Head Start & Early Head Start
6. Manchester-Point Arena Head Start
7. Round Valley Indian Tribes Head Start
8. Redding Rancheria Head Start
9. Chemehuevi Head Start
10. Campo Kumeyaay Head Start
11. Hoopa Tribal Early Head Start & Head Start
12. Karuk Tribal Head Start
13. Quechan Head Start
14. Yurok Tribe Head Start
15. Elk Valley Rancheria Head Start
16. Howonquet Head Start
17. Tule River Head Start

California Counties COVID-19 Response

Click the color dots
on the map
for county information

[Governor Newsom Issued Statewide
Stay At Home Executive Order
March 19, 2020](#)

[Click here to read the Executive Order](#)



Emergency Declarations
(24 Counties)



Emergency Declarations and
Shelter in Place /Safer at Home
Orders or Directives
(34 Counties)



www.counties.org

Data is based on official documents,
county correspondence with CSAC and media reports.
Links to official documents are provided when available.

Updated 4:30 pm
April 8, 2020