



CORONAVIRUS DISEASE 2019 (COVID-19) SITUATIONAL REPORT #22 APRIL 10, 2020



DAILY HIGHLIGHTS

Globally, COVID-19 cases have surpassed 1.52 million with more than 92,000 deaths.

Governor Gavin Newsom announced today that starting this Sunday, California workers who are receiving unemployment benefits will begin receiving an extra \$600 on top of their weekly amount, as part of the new Pandemic Additional Compensation (PAC) initiated by the Coronavirus Aid, Relief, and Economic Security (CARES) Act.

On Friday, April 3, the Centers for Disease Control and Prevention (CDC) issued new guidance recommending individuals wear cloth face coverings in public settings where other social distancing measures are difficult to maintain (e.g. grocery stores and pharmacies), particularly in areas of significant community-based transmission. [Read more here.](#)

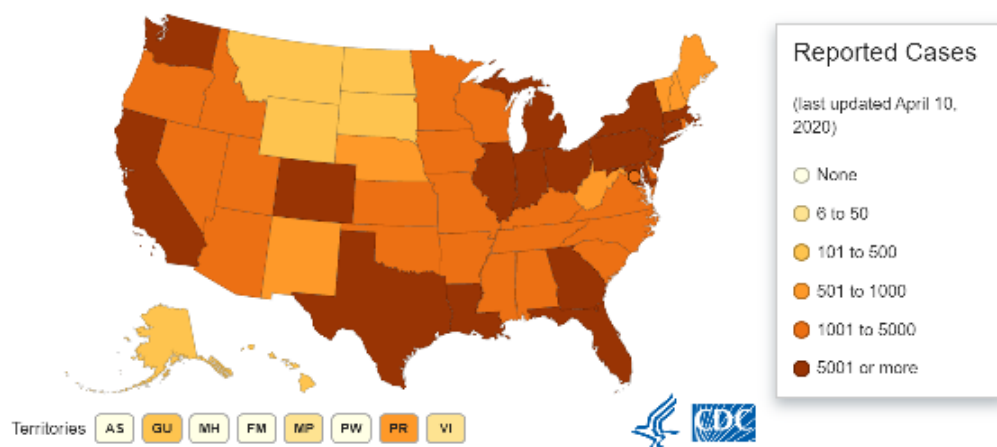
The National Indian Health Board (NIHB) is asking for Tribes' continued assistance in assessing the Coronavirus Disease 2019 (COVID-19) prevention and response capacity in Indian Country. This second survey will assess current and expected needs for medical countermeasures, workforce, infrastructure, and communication in response to COVID-19. This survey should take about 10-15 minutes to complete. Access the survey here: https://survey.az1.qualtrics.com/jfe/form/SV_56WOzrDU1jkmpcF

The California Area Indian Health Service (IHS) has reported that 33 Tribal or Urban Indian Health Program patients in California have tested positive for COVID-19 as of 4/10/2020.

The total number of cases in the U.S. increased from 427,460 as reported on Thursday 4/9/2020 to 459,165 reported today. The number of deaths increased from 14,696 to 16,570.

UNITED STATES

States Reporting Cases of COVID-19 to CDC*



COVID-19: U.S. at a Glance*

- Total cases: 459,165
- Total deaths: 16,570
- Jurisdictions reporting cases: 55 (50 states, District of Columbia, Puerto Rico, Guam, the Northern Mariana Islands, and the U.S. Virgin Islands)

* Data include both confirmed and presumptive positive cases of COVID-19 reported to CDC or tested at CDC since January 21, 2020, with the exception of testing results for persons repatriated to the United States from Wuhan, China and Japan. State and local public health departments are now testing and publicly reporting their cases. In the event of a discrepancy between CDC cases and cases reported by state and local public health officials, data reported by states should be considered the most up to date.

Public Health Laboratory Testing

As of the evening of April 9, the total number of public health laboratories (PHL) that have completed verification and are offering testing is 95. This includes one or more PHL in 50 states plus DC, Guam and Puerto Rico.



CORONAVIRUS DISEASE 2019 (COVID-19) SITUATIONAL REPORT #22 APRIL 10, 2020



COVID-19 CASES BY IHS AREA AS OF APRIL 9, 2020*

	NEGATIVE CASES	POSITIVE CASES	TESTED
NAVAJO	2,117	406	3,153
ALBUQUERQUE	418	141	733
OKLAHOMA CITY	1,407	73	1,927
PORTLAND	498	54	608
PHOENIX	295	41	381
CALIFORNIA	396	35	524
GREAT PLAINS	219	21	277
BILLINGS	1,128	13	1,398
BEMIDJI	95	11	117
NASHVILLE	55	8	88
ALASKA	449	7	1,115
TUCSON	300	6	408

*as of 7PM EST April 9, 2020

CALIFORNIA

As of April 10, 2020, there are a total of 19,472 positive cases and 541 deaths in California.

Ages of all confirmed positive cases:

- Age 0-17: 269 cases
- Age 18-49: 9,469 cases
- Age 50-64: 5,347 cases
- Age 65 and older: 4,335 cases
- Unknown/Missing: 52 cases

Gender of all confirmed positive cases:

- Female: 9,387 cases
- Male: 9,745 cases
- Unknown: 340 cases

In order to better focus public health resources on the changing needs of California communities, beginning on March 18, the state is no longer collecting information about California travelers returning from countries that have confirmed COVID-19 outbreaks. Community transmission of COVID-19 has been identified in California since late February, and since early March, most of the confirmed cases in the state were not related to travel outside of the United States.

Twenty-two public health labs in California are testing samples for COVID-19. These labs include the California Department of Public Health Laboratories in Richmond, Alameda, Contra Costa, Humboldt, Long Beach, Los Angeles, Monterey, Napa-Solano-Yolo-Marin (in Solano), Orange, Riverside, Sacramento, San Bernardino, San Diego, San Francisco, San Joaquin, San Luis Obispo, San Mateo, Santa Clara, Shasta, Sonoma, Tulare and Ventura County public health laboratories. The Richmond Laboratory will provide diagnostic testing within a 48-hour time frame. This means California public health officials will get test results sooner, so that patients will get the best care.

INDIAN HEALTH SERVICE CALIFORNIA AREA

536 Tribal or Urban Indian Health Program patients in the California Area have been tested for COVID-19 as of 4/10/2020.

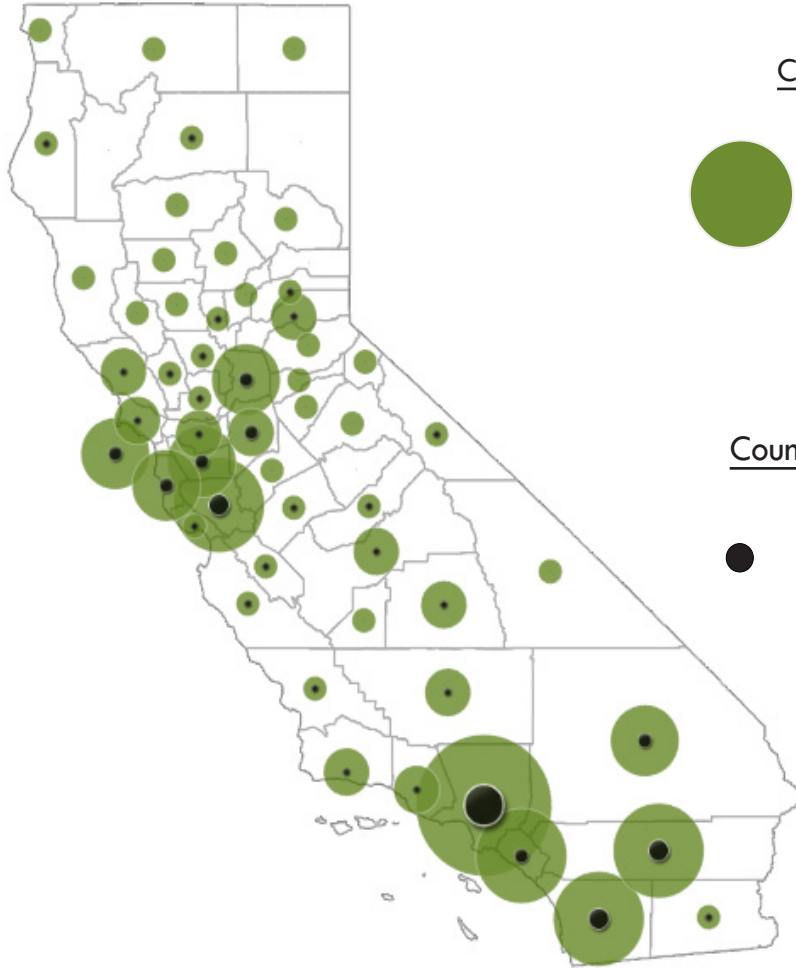
Of these, 33 patients have tested positive for COVID-19 and 415 have tested negative for COVID-19.

Note: Any subtractions in cases reflect a correction from previous reporting.

If you have any questions or concerns please contact:

Vanesscia Cresci at Vcresci@crihb.org or Aurimar Ayala at Aayala@crihb.org

CONFIRMED CASES AND DEATHS BY COUNTY
CURRENT AS OF 12PM ON APRIL 10, 2020



Counties with most reported Cases*

Los Angeles	7955
San Diego	1628
Santa Clara	1442
Riverside	1280
Orange	1079

Counties with most reported Deaths

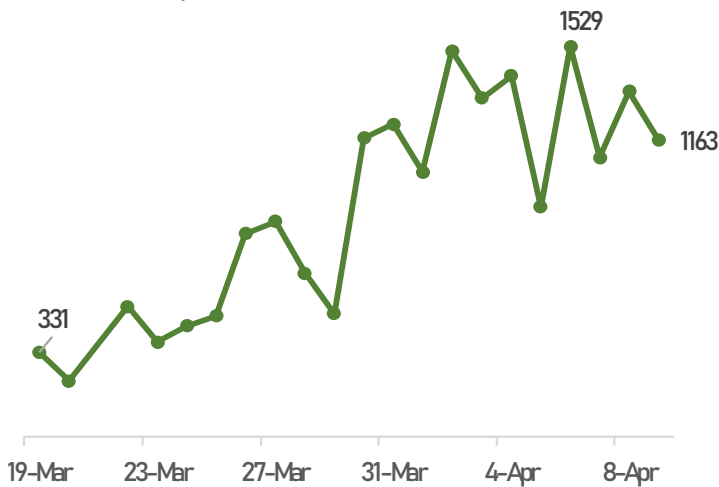
Los Angeles	223
Santa Clara	47
San Diego	40
Riverside	33
San Bernardino	24

*Source: County-level case and death counts are obtained from county websites as of 10am on days reported.

California Case Statistics

19,472 Cases

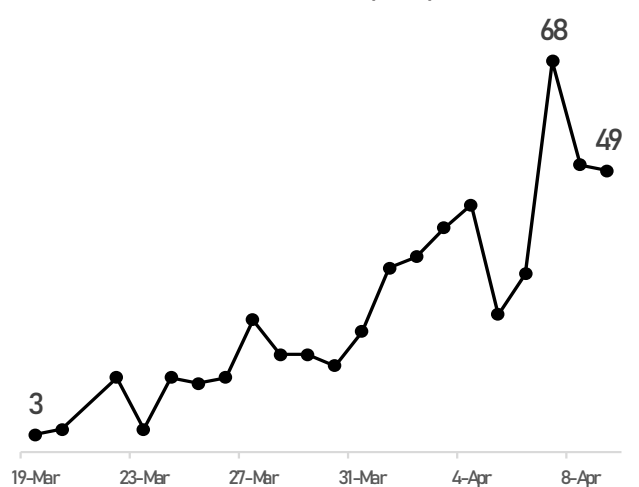
New Confirmed Cases in California by Date of Lab Confirmation



California Death Statistics

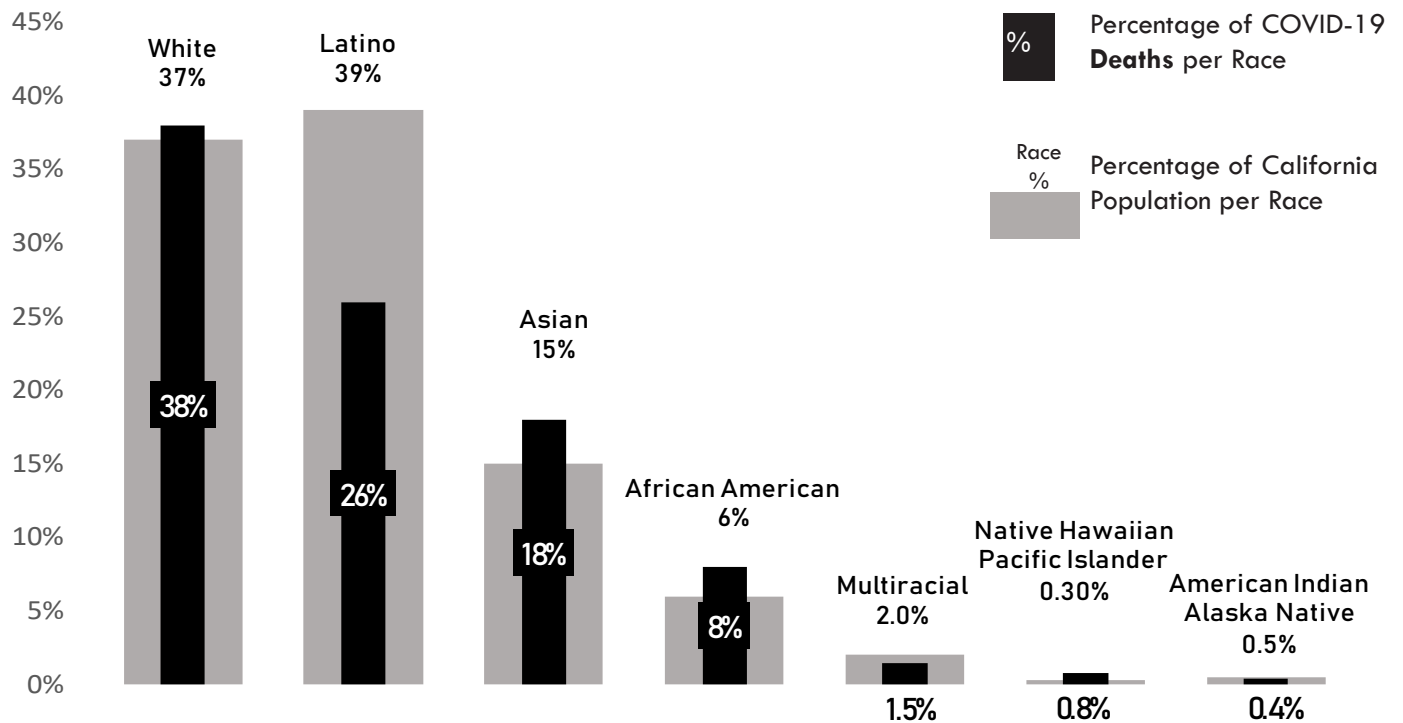
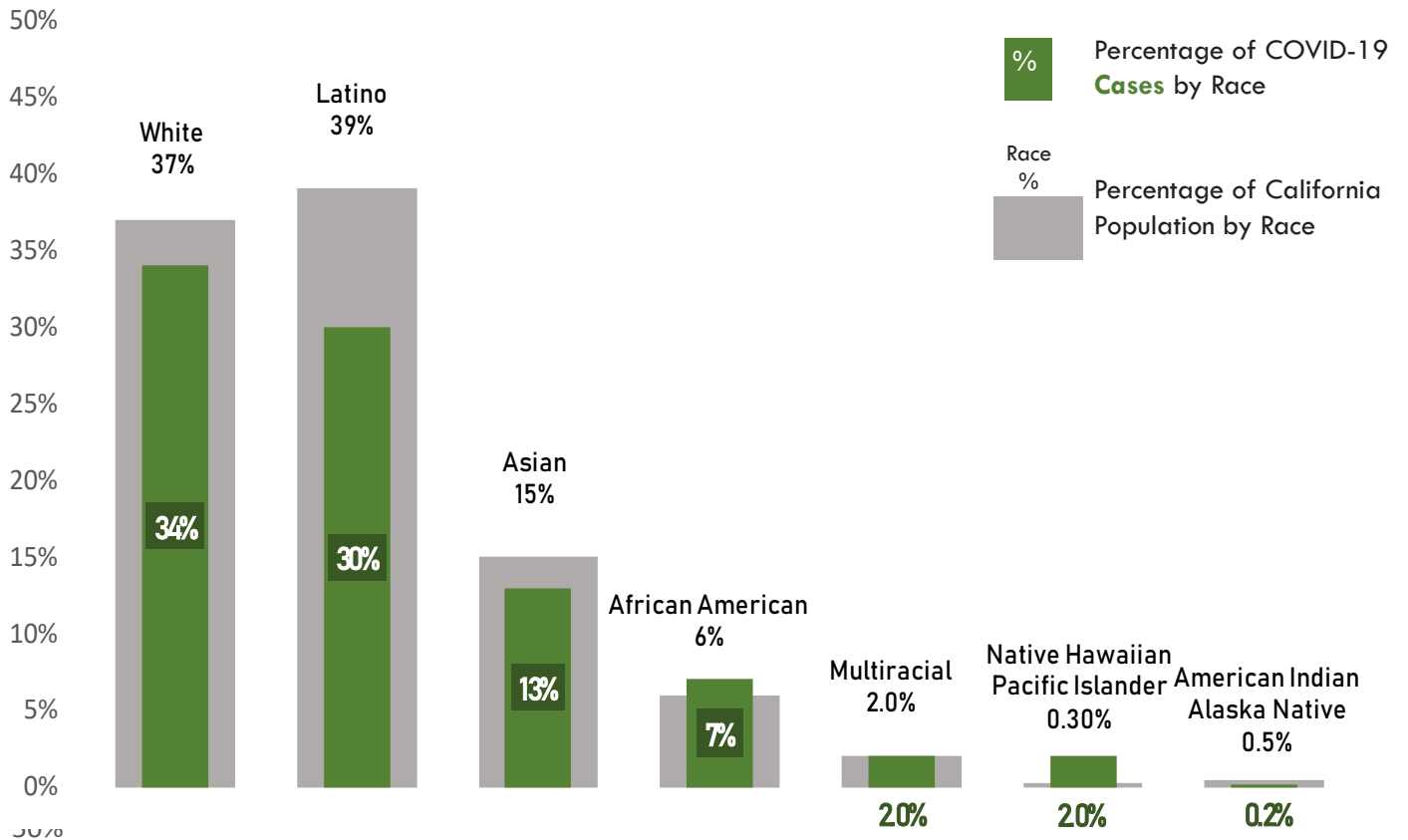
541 Deaths

New Confirmed Deaths in California by Day



RACIAL DISTRIBUTION OF CONFIRMED COVID-19 CASES AND DEATHS IN CALIFORNIA

American Indians and Alaska Natives account for 0.5% percent of the population, **0.2% of COVID-19 cases**, and **0.4% of deaths** in California.



Race information is based on 54% of COVID-19 cases and 53% of deaths. Updated 4/10/2020. Source: CDPH

CHARACTERISTICS OF CALIFORNIA COVID-19 POSITIVE CASES

In California:

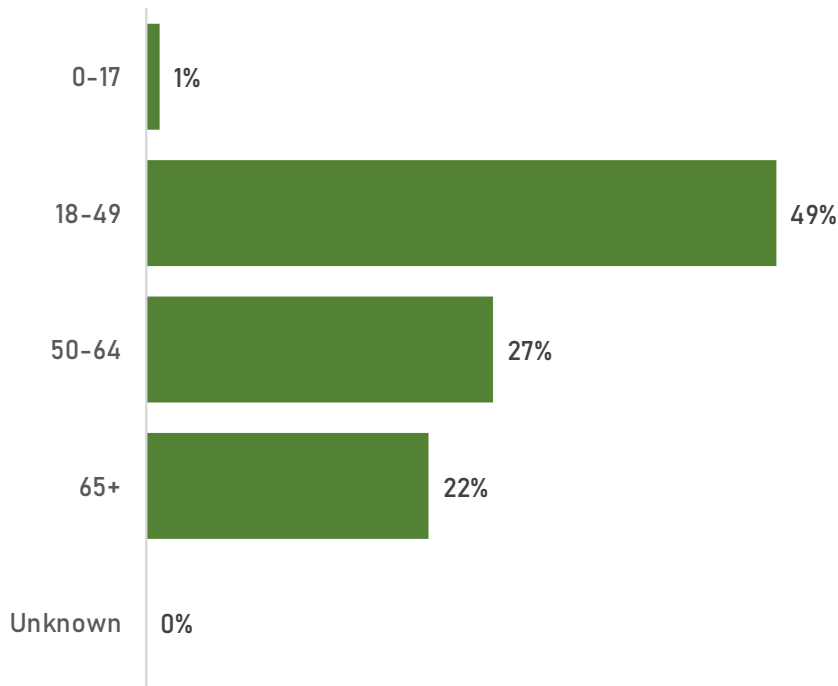
14.9% of confirmed cases have been admitted to a hospital

5.9% of confirmed cases have been admitted to an Intensive Care Unit

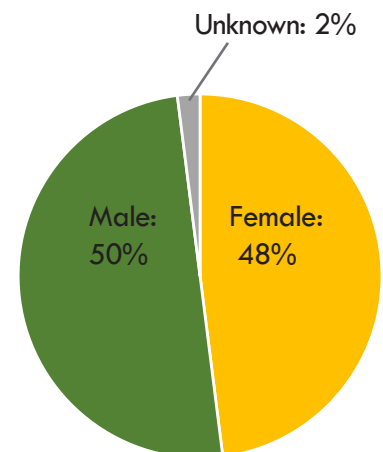
2.8% of cases have died

As of 4/9/2020. Source: CDPH

Positive Cases by Age Group



Positive Cases by Gender

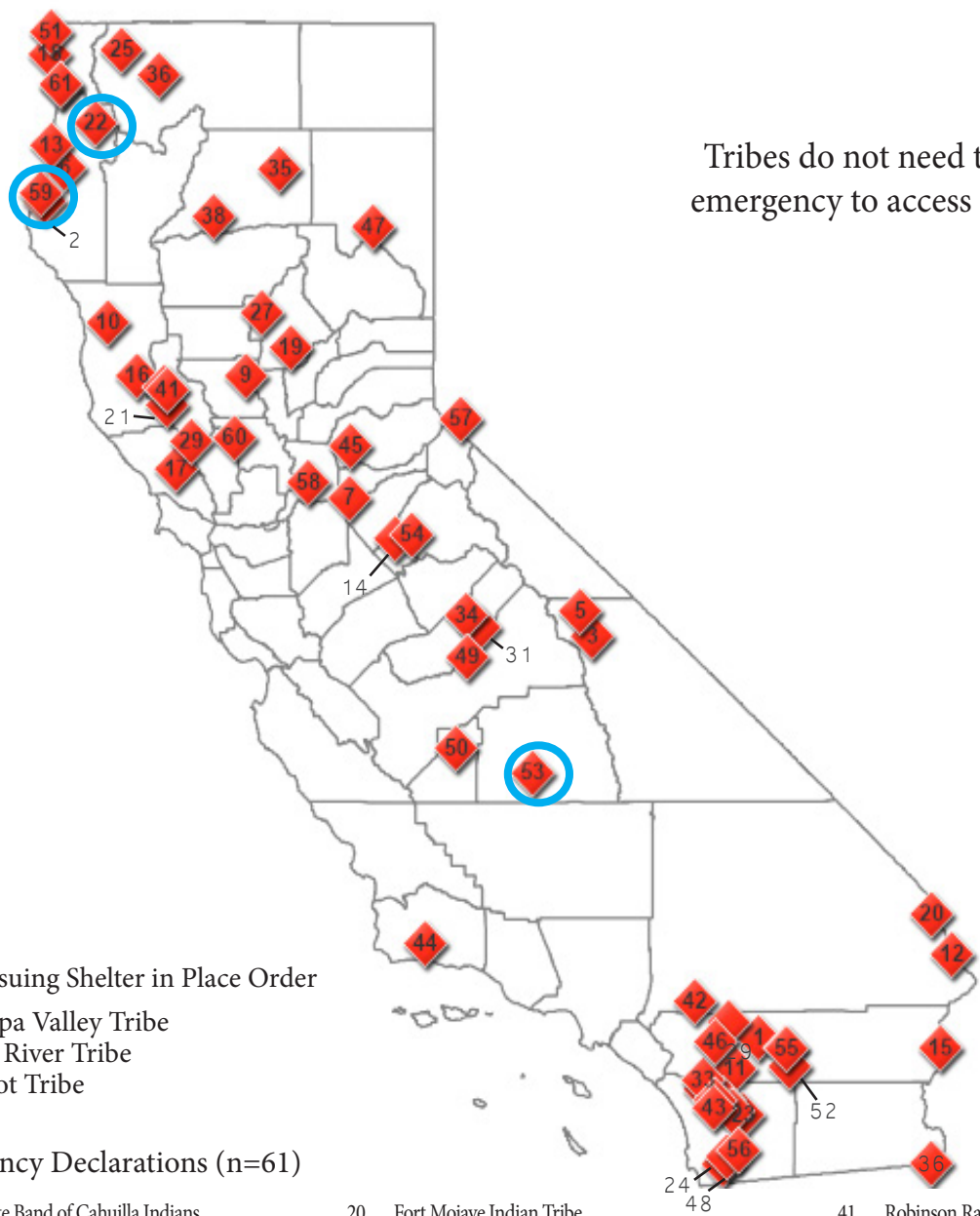


Note: Percentages may not add up to 100% due to rounding.

Updated 4/9/2020. Source: CDPH

TRIBAL STATE OF EMERGENCY AND SHELTER IN PLACE DECLARATIONS

Tribes do not need to issue a state of emergency to access FEMA resources.

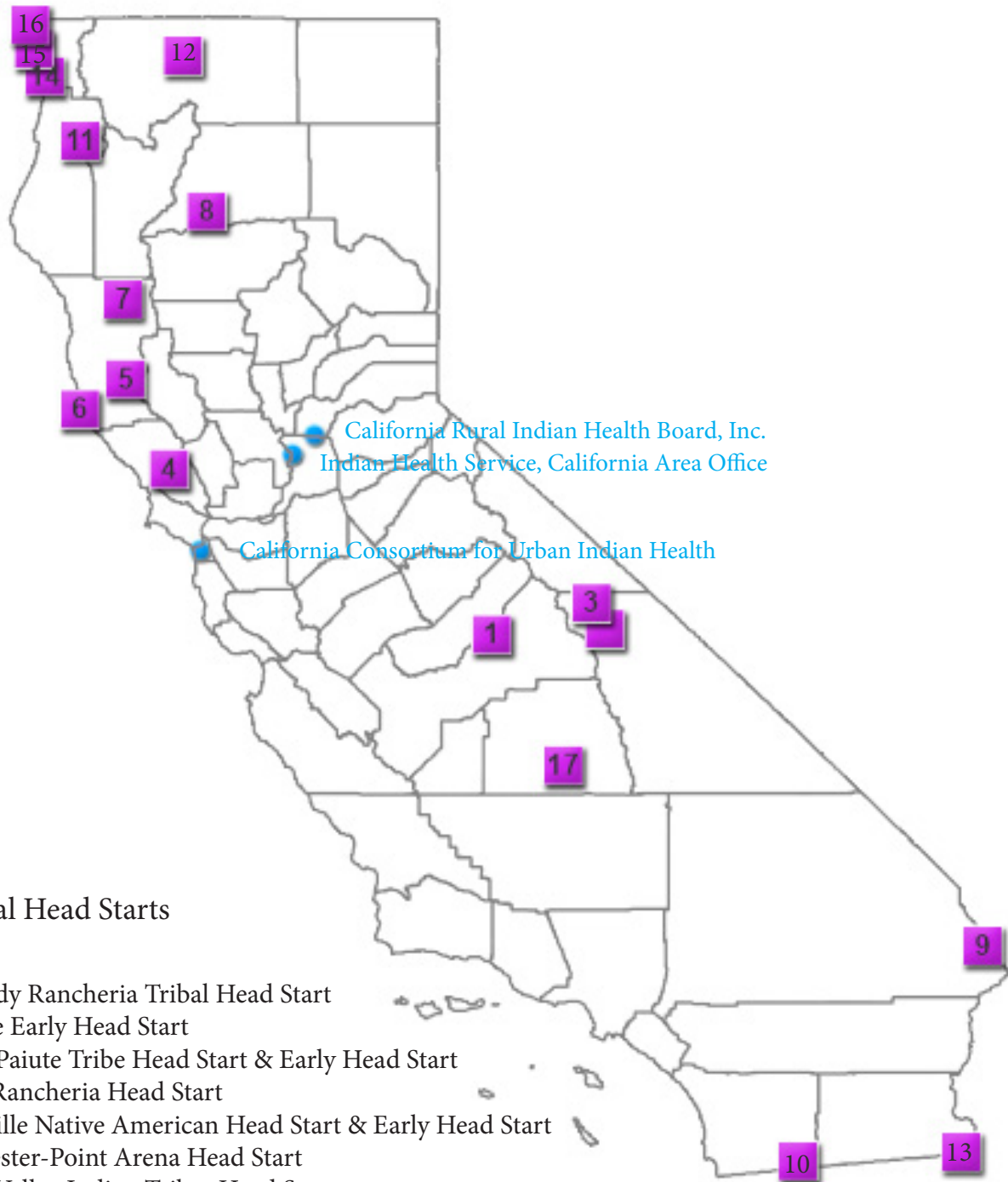


○ Tribes Issuing Shelter in Place Order
 22. Hoopa Valley Tribe
 51. Tule River Tribe
 57. Wiyot Tribe

◆ Emergency Declarations (n=61)

- | | | |
|--|--|---|
| 1. Agua Caliente Band of Cahuilla Indians | 20. Fort Mojave Indian Tribe | 41. Robinson Rancheria |
| 2. Bear River Band of Rohnerville Rancheria | 21. Habematolel Pomo of Upper Lake Tribe | 42. San Manuel Band of Mission Indians |
| 3. Big Pine Paiute Tribe | 22. Hoopa Valley Tribe | 43. San Pasqual Band of Mission Indians |
| 4. Big Valley Band of Pomo Indians | 23. Iipay Nation of Santa Ysabel | 44. Santa Ynez Band of Chumash Indians |
| 5. Bishop Paiute Tribe | 24. Jamul Indian Village | 45. Shingle Springs Band of Miwok Indians |
| 6. Blue Lake Rancheria | 25. La Jolla Band of Luiseno Indians | 46. Soboba Band of Luiseno Indians |
| 7. Buena Vista Rancheria | 26. Karuk Tribe | 47. Susanville Indian Rancheria |
| 8. Cabazon Band of Mission Indians | 27. Mechoopda Indian Tribe | 48. Sycuan Band of the Kumeyaay Nation |
| 9. Cachil DeHe Band of Wintun Indians of the Colusa Indian Community | 28. Mesa Grande Band of Diegueno Mission Indians | 49. Table Mountain Rancheria |
| 10. Cahto Tribe | 29. Middletown Rancheria of Pomo Indians of California | 50. Tachi Yokut Tribe |
| 11. Cahuilla Band of Indians | 30. Morongo Band of Mission Indians | 51. Tolowa Dee-Ni Nation |
| 12. Chemehuevi Indian Tribe | 31. North Fork Rancheria of Mono Indians of California | 52. Torres Martinez Desert Cahuilla Indians |
| 13. Cher-Ae Heights Indian Community of the Trinidad Rancheria | 32. Pala Band of Mission Indians | 53. Tule River Tribe |
| 14. Chicken Ranch Rancheria of Me-Wuk Indians of California | 33. Pechanga Band of Luiseno Indians | 54. Tuolumne Band of Me-Wuk Indians |
| 15. Colorado River Indian Tribes | 34. Picayune Rancheria of the Chukchansi Indians | 55. Twenty-Nine Palms Band of Mission Indians |
| 16. Coyote Valley Band of Pomo Indians | 35. Pit River Tribe | 56. Viejas Band of Kumeyaay Indians |
| 17. Dry Creek Rancheria Band of Pomo Indians | 36. Quartz Valley Indian Reservation | 57. Washoe Tribe of Nevada and California |
| 18. Elk Valley Rancheria | 37. Quechan Tribe of the Fort Yuma Indian Reservation | 58. Wilton Rancheria |
| 19. Enterprise Rancheria | 38. Redding Rancheria | 59. Wiyot Tribe |
| | 39. Resighini Rancheria | 60. Yocha Dehe Wintun Nation |
| | 40. Rincon Band of Luiseno Indians | 61. Yurok Tribe |

TRIBAL HEAD START CLOSED AS DIRECTED BY
LOCAL SCHOOL DISTRICTS OR TRIBAL COUNCIL ORDERS



 Tribal Head Starts



1. Big Sandy Rancheria Tribal Head Start
2. Big Pine Early Head Start
3. Bishop Paiute Tribe Head Start & Early Head Start
4. Lytton Rancheria Head Start
5. Pinoleville Native American Head Start & Early Head Start
6. Manchester-Point Arena Head Start
7. Round Valley Indian Tribes Head Start
8. Redding Rancheria Head Start
9. Chemehuevi Head Start
10. Campo Kumeyaay Head Start
11. Hoopa Tribal Early Head Start & Head Start
12. Karuk Tribal Head Start
13. Quechan Head Start
14. Yurok Tribe Head Start
15. Elk Valley Rancheria Head Start
16. Howonquet Head Start
17. Tule River Head Start

California Counties COVID-19 Response

Click the color dots
on the map
for county information

Governor Newsom Issued Statewide
Stay At Home Executive Order
March 19, 2020

[Click here to read the Executive Order](#)

-  Emergency Declarations
(24 Counties)
-  Emergency Declarations and
Shelter in Place /Safer at Home
Orders or Directives
(34 Counties)

