



CORONAVIRUS DISEASE 2019 (COVID-19) SITUATIONAL REPORT #21 APRIL 9, 2020



DAILY HIGHLIGHTS

Globally, COVID-19 cases have surpassed 1.44 million with more than 85,500 deaths.

The California Area Indian Health Service (IHS) has reported that 31 California Tribal or Urban Indian Health Program patients have tested positive for COVID-19 as of 4/9/2020.

The total number of cases in the U.S. increased from 395,011 as reported on Wednesday 4/8/2020 to 427,460 reported today. The number of deaths increased from 12,754 to 14,696.

The California Tribal Nation Grant Fund COVID-19 Emergency Grant is made available to eligible tribes to prepare for and respond to COVID-19. COVID-19 Emergency Grant funds may be used to fund programs, procurement of supplies, and actions taken in response to guidance of public health officials to address the threat of COVID-19, so long as those programs, supplies, and actions are not otherwise funded or provided by sources outside of the Tribal Nation Grant Fund. For more information: http://www.tngf.ca.gov/covid_grant.html

National Indian Health Board (NIHB)

NIHB will Host an All Tribes Call with the Federal Emergency Management Agency (FEMA) and Department of Health and Human Services (HHS) to create a space for Tribal leaders and organizations across Indian Country to engage in dialogue with federal officials about the COVID-19 pandemic and response. FEMA and HHS will jointly discuss the process for Tribes to request technical assistance as well as critical resources to aid their communities.

Friday, April 10th, 2020 at 3:00 pm EST.
Join By Phone: 833-352-0166, Code 20166

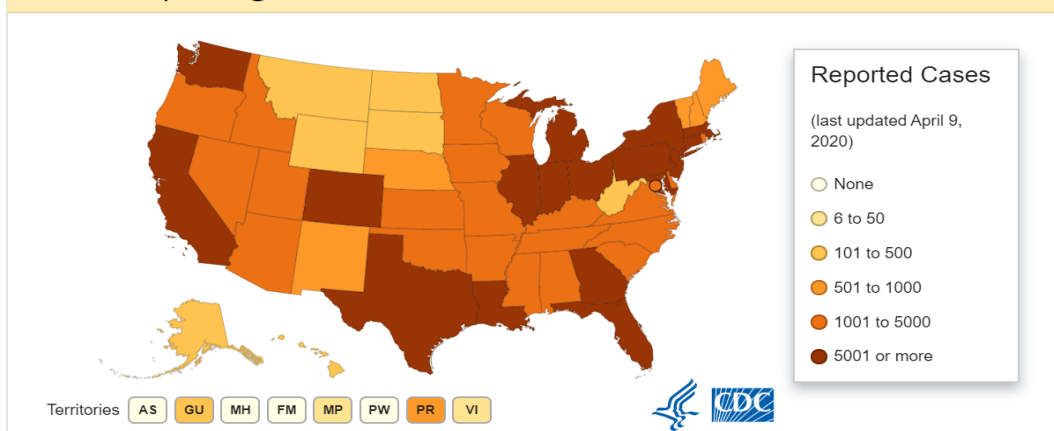
National Indian Council on Aging (NICOA)

NICOA is convening weekly calls with all Title VI grantees about COVID-19 to provide updates to tribal programs and provide an opportunity for tribes to discuss the impact of COVID-19 in your communities. Administration for Community Living (ACL) staff will be on all calls, as will resource centers from NIEJI, the University of Alaska, the University of Hawaii and the University of North Dakota.

Weekly on Fridays at 3:00 pm EST
Join By Phone: 202-774-2300, Code: 990 715 504
For more information: <https://olderindians.acl.gov/COVID-19>

UNITED STATES

States Reporting Cases of COVID-19 to CDC*



COVID-19: U.S. at a Glance*

- Total cases: 427,460
- Total deaths: 14,696
- Jurisdictions reporting cases: 55 (50 states, District of Columbia, Puerto Rico, Guam, the Northern Mariana Islands, and the U.S. Virgin Islands)

* Data include both confirmed and presumptive positive cases of COVID-19 reported to CDC or tested at CDC since January 21, 2020, with the exception of testing results for persons repatriated to the United States from Wuhan, China and Japan. State and local public health departments are now testing and publicly reporting their cases. In the event of a discrepancy between CDC cases and cases reported by state and local public health officials, data reported by states should be considered the most up to date.

Public Health Laboratory Testing

As of the evening of April 8, the total number of public health laboratories (PHL) that have completed verification and are offering testing is 95. This includes one or more PHL in 50 states plus DC, Guam and Puerto Rico.



CORONAVIRUS DISEASE 2019 (COVID-19) SITUATIONAL REPORT #21 APRIL 9, 2020



COVID-19 CASES BY IHS AREA AS OF APRIL 8, 2020*

	NEGATIVE CASES	POSITIVE CASES	TESTED
NAVAJO	1996	372	2,915
ALBUQUERQUE	390	119	698
OKLAHOMA CITY	1342	67	1,797
PORTLAND	476	53	578
PHOENIX	280	38	355
CALIFORNIA	349	29	467
GREAT PLAINS	202	21	266
BILLINGS	658	13	1,216
BEMIDJI	90	10	111
ALASKA	445	7	1,092
NASHVILLE	54	7	86
TUCSON	248	5	351

*as of 7PM EST April 8, 2020

CALIFORNIA

As of April 9, 2020, there are a total of 18,309 positive cases and 492 deaths in California.

Ages of all confirmed positive cases:

- Age 0-17: 252 cases
- Age 18-49: 8,939 cases
- Age 50-64: 5,003 cases
- Age 65 and older: 4,056 cases
- Unknown/Missing: 59 cases

Gender of all confirmed positive cases:

- Female: 8,776 cases
- Male: 9,130 cases
- Transgender: 2 cases
- Unknown: 401 cases

In order to better focus public health resources on the changing needs of California communities, beginning on March 18, the state is no longer collecting information about California travelers returning from countries that have confirmed COVID-19 outbreaks. Community transmission of COVID-19 has been identified in California since late February, and since early March, most of the confirmed cases in the state were not related to travel outside of the United States.

Twenty-two public health labs in California are testing samples for COVID-19. These labs include the California Department of Public Health's Laboratory in Richmond, Alameda, Contra Costa, Humboldt, Long Beach, Los Angeles, Monterey, Napa-Solano-Yolo-Marin (located in Solano), Orange, Riverside, Sacramento, San Bernardino, San Diego, San Francisco, San Joaquin, San Luis Obispo, San Mateo, Santa Clara, Shasta, Sonoma, Tulare and Ventura County public health laboratories. The Richmond Laboratory will provide diagnostic testing within a 48-hour turnaround time. This means California public health officials will get test results sooner, so that patients will get the best care.

INDIAN HEALTH SERVICE CALIFORNIA AREA

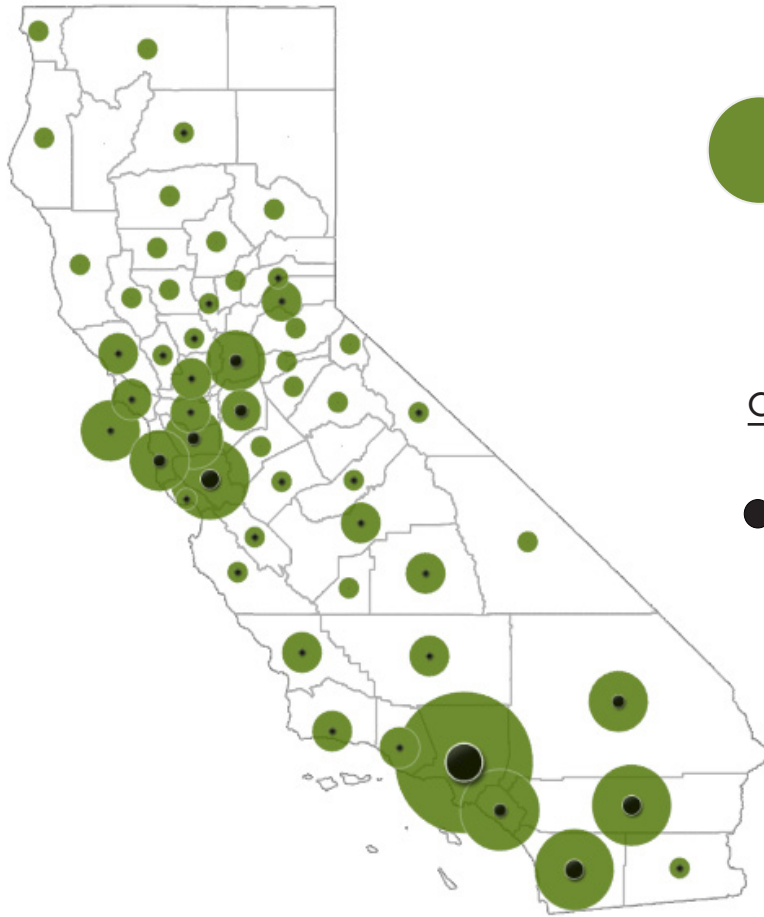
522 Tribal or Urban Indian Health Program patients in the California Area have been tested for COVID-19 as of 4/9/2020.

Of these, 31 patients have tested positive for COVID-19 and 398 have tested negative for COVID-19.

If you have any questions or concerns please contact:

Vanesscia Cresci at Vcresci@crihb.org or Aurimar Ayala at Aayala@crihb.org

CONFIRMED CASES AND DEATHS BY COUNTY
CURRENT AS OF 12PM ON APRIL 9, 2020



Counties with most reported Cases*

Los Angeles	7573
San Diego	1530
Santa Clara	1380
Riverside	1179
Orange	1016

Counties with most reported Deaths

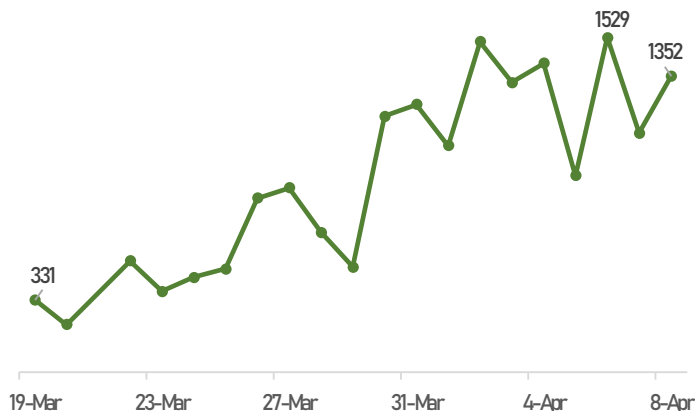
Los Angeles	199
Santa Clara	46
San Diego	36
Riverside	32
Sacramento	22

*Source: County-level case and death counts are obtained from county websites as of 10am on days reported.

California Case Statistics

18,309 Cases

New Confirmed Cases in California by Date of Lab Confirmation

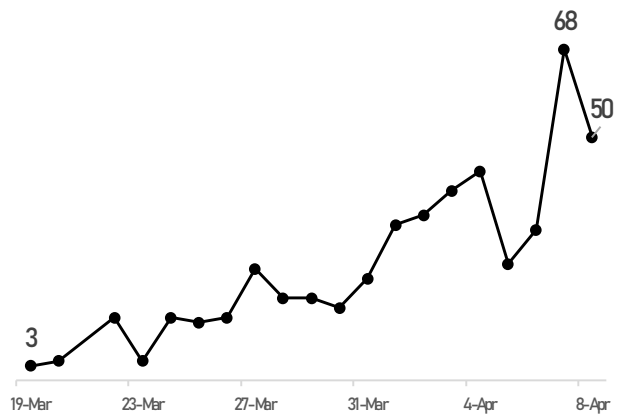


As of 4/8/2020. Source: CDPH

California Death Statistics

492 Deaths

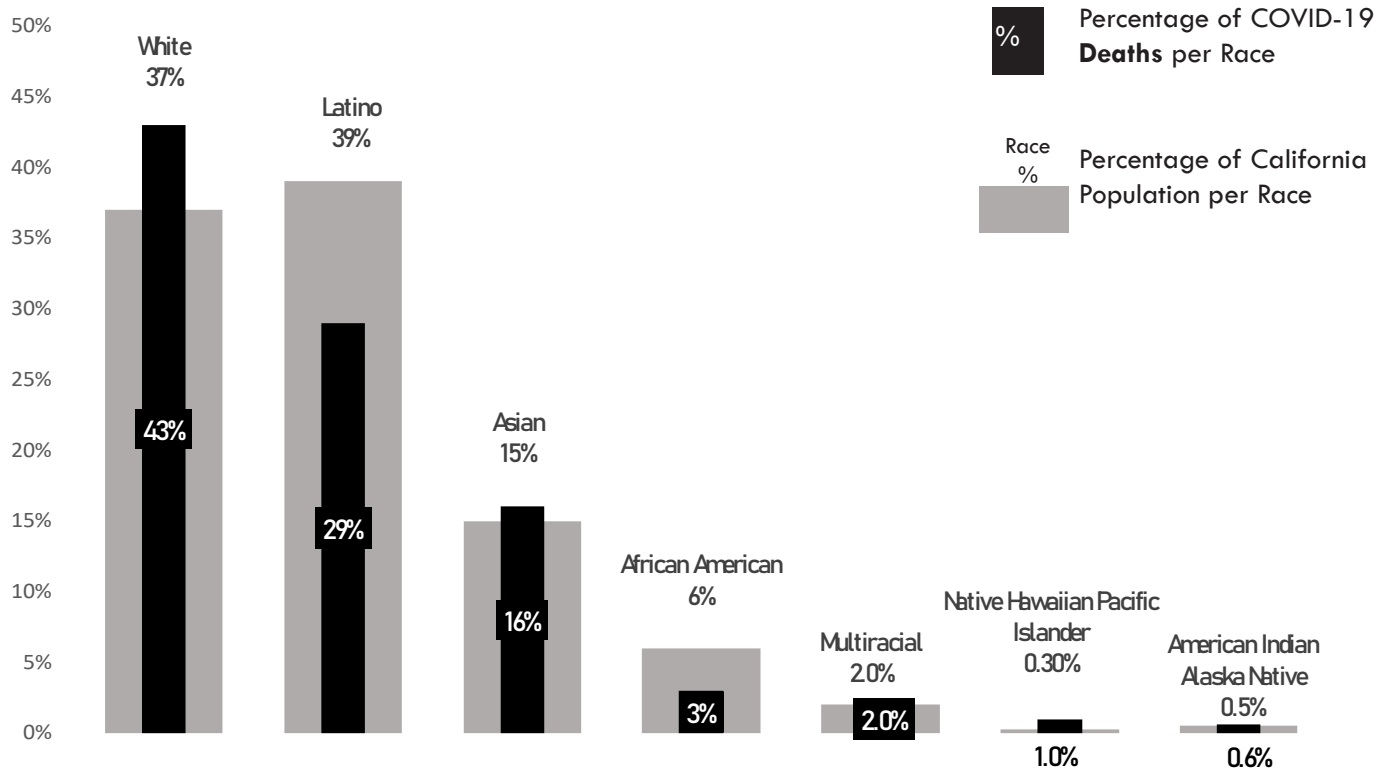
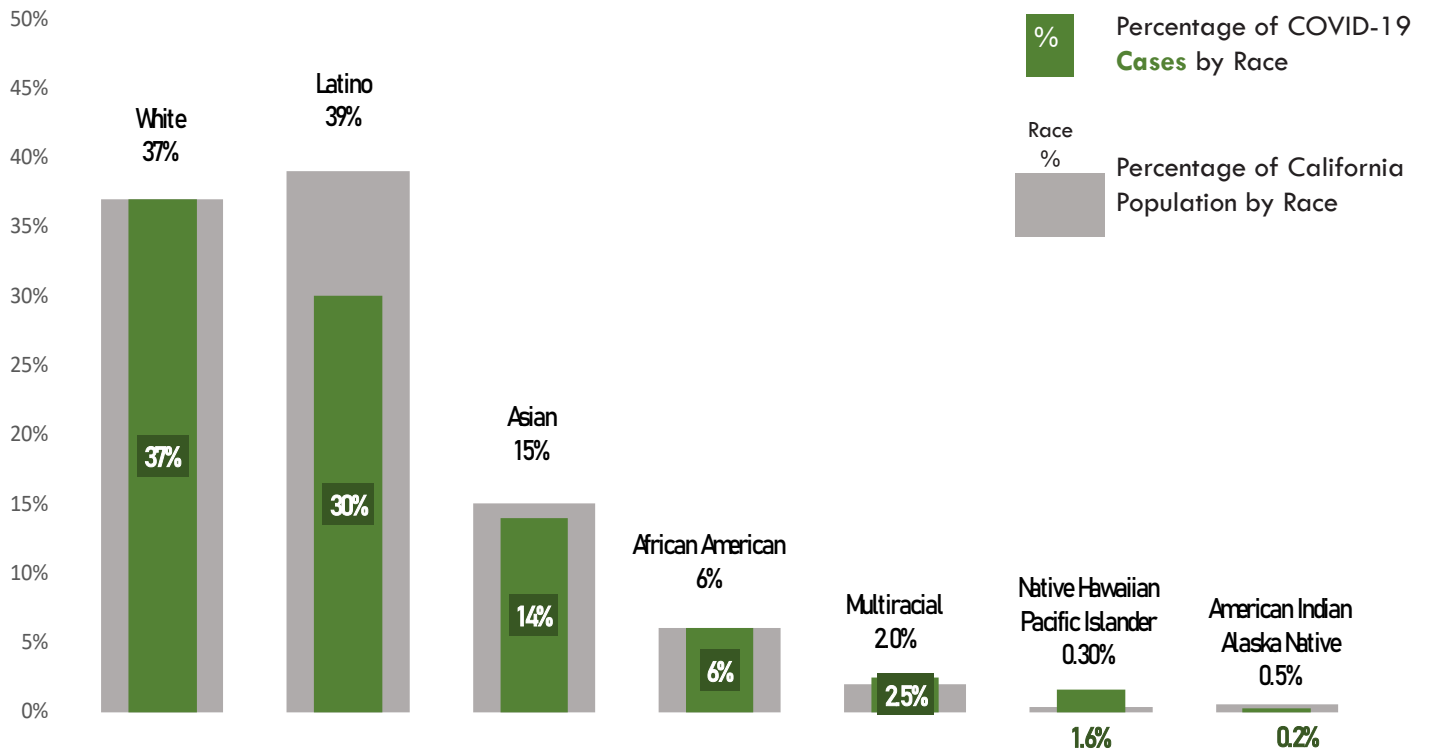
New Confirmed Deaths in California by Day



As of 4/8/2020. Source: CDPH

RACIAL DISTRIBUTION OF CONFIRMED COVID-19 CASES AND DEATHS IN CALIFORNIA

American Indians and Alaska Natives account for 0.5% percent of the population, .2% of cases and .6% of deaths in California.



Race information is based on 37% of COVID-19 cases and 39% of deaths. Source: CDPH

CHARACTERISTICS OF CALIFORNIA COVID-19 POSITIVE CASES

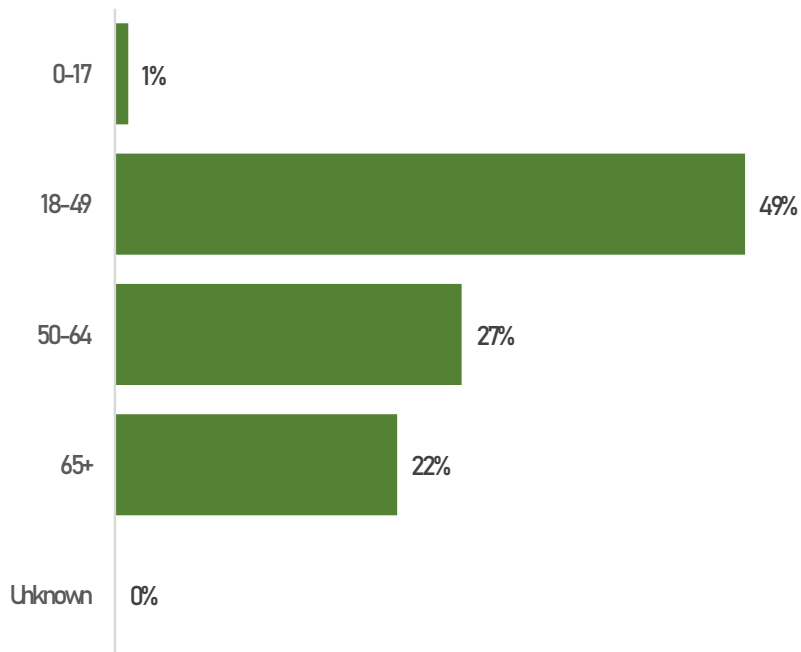
In California:

16% of confirmed cases have been admitted to a hospital

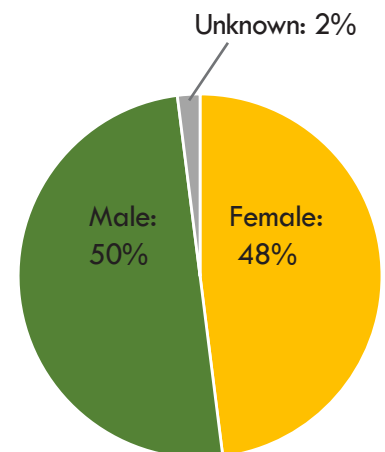
6.8% of confirmed cases have been admitted to an Intensive Care Unit

2.6% of cases have died

Positive Cases by Age Group

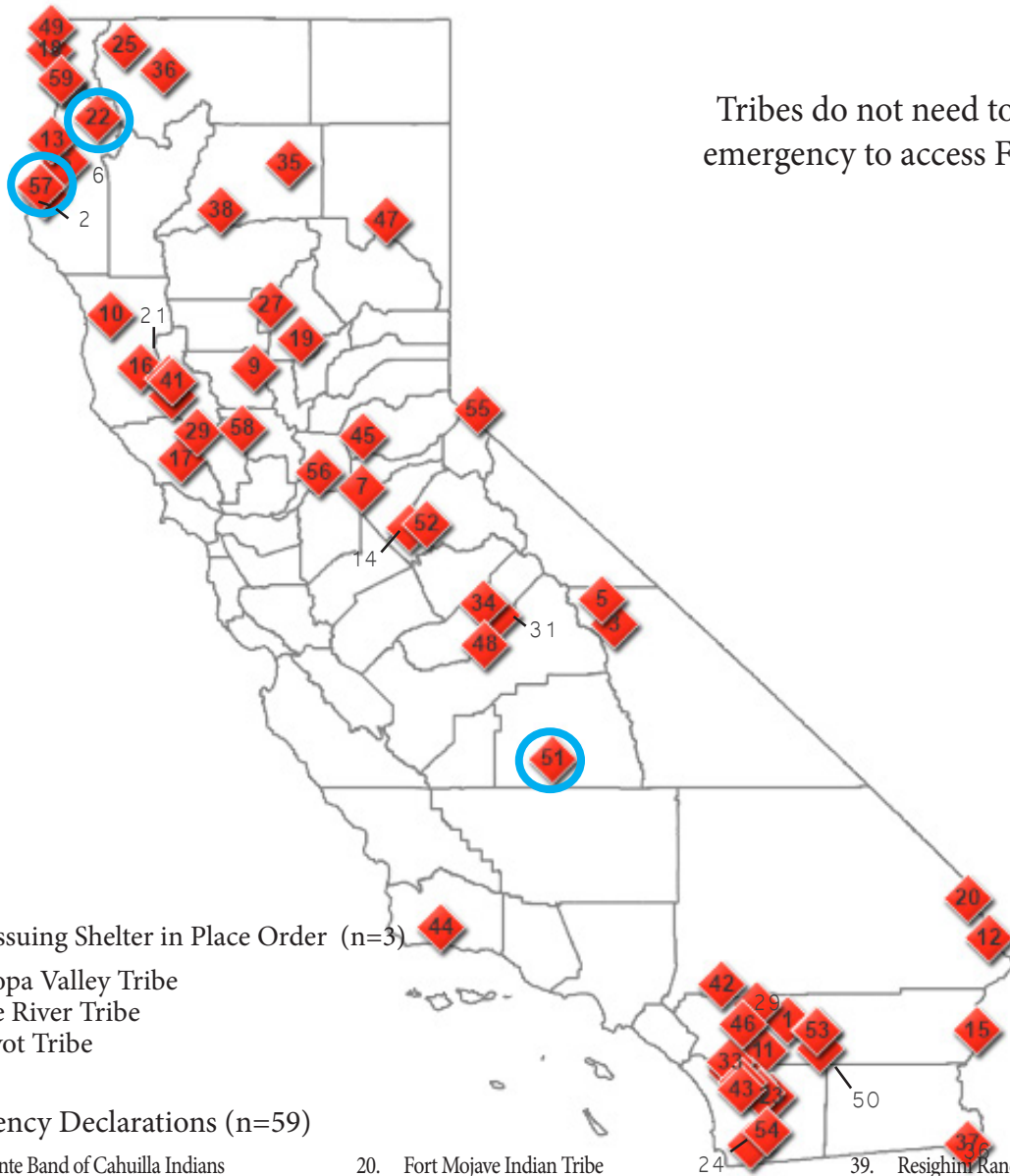


Positive Cases by Gender



TRIBAL STATE OF EMERGENCY AND SHELTER IN PLACE DECLARATIONS

Tribes do not need to issue a state of emergency to access FEMA resources.

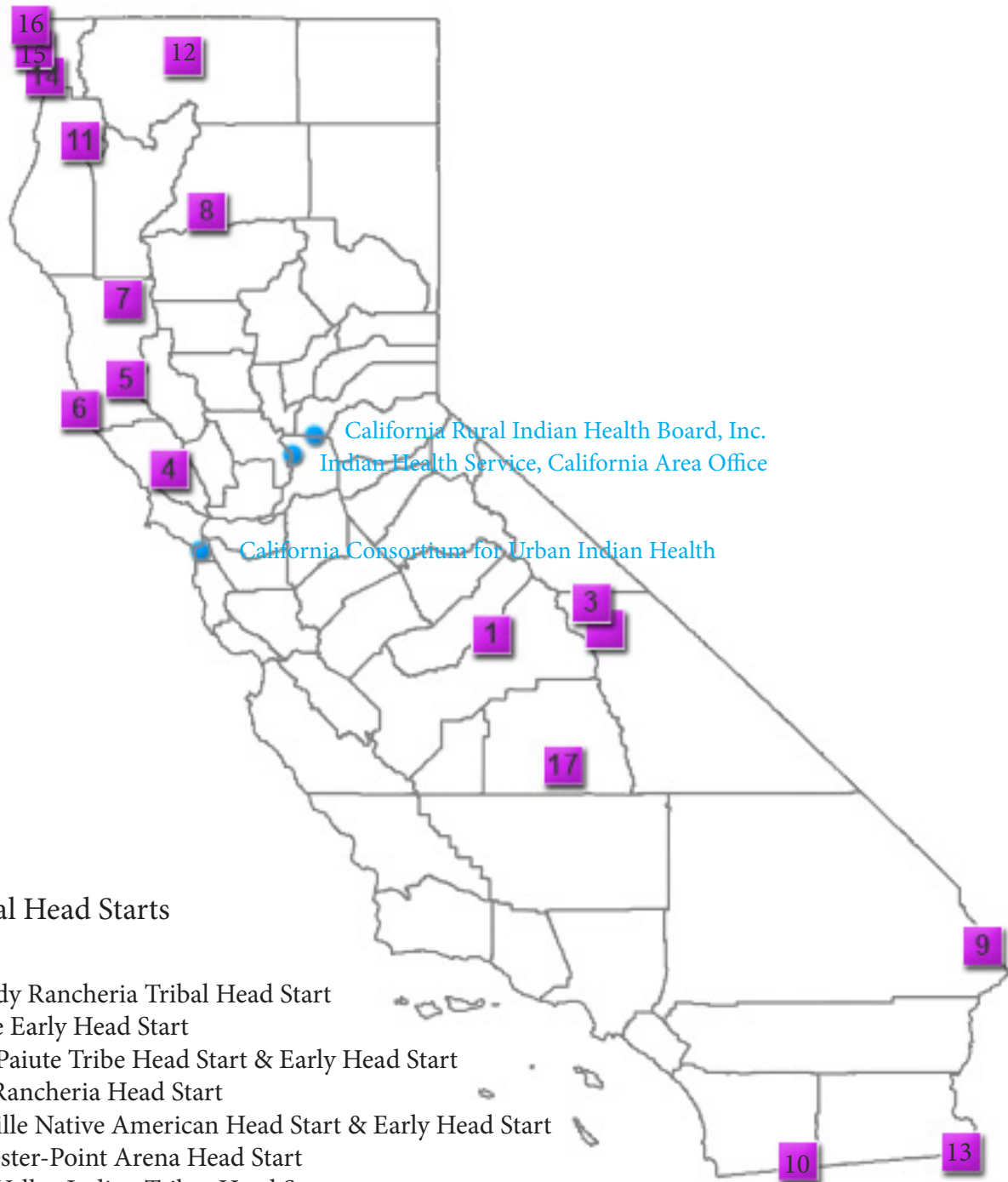


○ Tribes Issuing Shelter in Place Order (n=3)
 22. Hoopa Valley Tribe
 51. Tule River Tribe
 57. Wiyot Tribe

◆ Emergency Declarations (n=59)

- | | | |
|--|--|---|
| 1. Agua Caliente Band of Cahuilla Indians | 20. Fort Mojave Indian Tribe | 39. Resighini Rancheria |
| 2. Bear River Band of Rohnerville Rancheria | 21. Habematolel Pomo of Upper Lake Tribe | 40. Rincon Band of Luiseno Indians |
| 3. Big Pine Paiute Tribe | 22. Hoopa Valley Tribe | 41. Robinson Rancheria |
| 4. Big Valley Band of Pomo Indians | 23. Iipay Nation of Santa Ysabel | 42. San Manuel Band of Mission Indians |
| 5. Bishop Paiute Tribe | 24. Jamul Indian Village | 43. San Pasqual Band of Mission Indians |
| 6. Blue Lake Rancheria | 25. La Jolla Band of Luiseno Indians | 44. Santa Ynez Band of Chumash Indians |
| 7. Buena Vista Rancheria | 26. Karuk Tribe | 45. Shingle Springs Band of Miwok Indians |
| 8. Cabazon Band of Mission Indians | 27. Mechoopda Indian Tribe | 46. Soboba Band of Luiseno Indians |
| 9. Cachil DeHe Band of Wintun Indians of the Colusa Indian Community | 28. Mesa Grande Band of Diegueno Mission Indians | 47. Susanville Indian Rancheria |
| 10. Cahto Tribe | 29. Middletown Rancheria of Pomo Indians of California | 48. Table Mountain Rancheria |
| 11. Cahuilla Band of Indians | 30. Morongo Band of Mission Indians | 49. Tolowa Dee-Ni' Nation |
| 12. Chemehuevi Indian Tribe | 31. North Fork Rancheria of Mono Indians of California | 50. Torres Martinez Desert Cahuilla Indians |
| 13. Cher-Ae Heights Indian Community of the Trinidad Rancheria | 32. Pala Band of Mission Indians | 51. Tule River Tribe |
| 14. Chicken Ranch Rancheria of Me-Wuk Indians of California | 33. Pechanga Band of Luiseno Indians | 52. Tuolumne Band of Me-Wuk Indians |
| 15. Colorado River Indian Tribes | 34. Picayune Rancheria of the Chukchansi Indians | 53. Twenty-Nine Palms Band of Mission Indians |
| 16. Coyote Valley Band of Pomo Indians | 35. Pit River Tribe | 54. Viejas Band of Kumeyaay Indians |
| 17. Dry Creek Rancheria Band of Pomo Indians | 36. Quartz Valley Indian Reservation | 55. Washoe Tribe of Nevada and California |
| 18. Elk Valley Rancheria | 37. Quechan Tribe of the Fort Yuma Indian Reservation | 56. Wilton Rancheria |
| 19. Enterprise Rancheria | 38. Redding Rancheria | 57. Wiyot Tribe |
| | | 58. Yocha Dehe Wintun Nation |
| | | 59. Yurok Tribe |

TRIBAL HEAD START CLOSED AS DIRECTED BY
LOCAL SCHOOL DISTRICTS OR TRIBAL COUNCIL ORDERS



 Tribal Head Starts

1. Big Sandy Rancheria Tribal Head Start
2. Big Pine Early Head Start
3. Bishop Paiute Tribe Head Start & Early Head Start
4. Lytton Rancheria Head Start
5. Pinoleville Native American Head Start & Early Head Start
6. Manchester-Point Arena Head Start
7. Round Valley Indian Tribes Head Start
8. Redding Rancheria Head Start
9. Chemehuevi Head Start
10. Campo Kumeyaay Head Start
11. Hoopa Tribal Early Head Start & Head Start
12. Karuk Tribal Head Start
13. Quechan Head Start
14. Yurok Tribe Head Start
15. Elk Valley Rancheria Head Start
16. Howonquet Head Start
17. Tule River Head Start

California Counties COVID-19 Response

Click the color dots
on the map
for county information

Governor Newsom Issued Statewide
Stay At Home Executive Order
March 19, 2020

[Click here to read the Executive Order](#)



Emergency Declarations
(24 Counties)



Emergency Declarations and
Shelter in Place /Safer at Home
Orders or Directives
(34 Counties)



www.counties.org

Data is based on official documents,
county correspondence with CSAC and media reports.
Links to official documents are provided when available.

Updated 4:30 pm
April 8, 2020