



CORONAVIRUS DISEASE 2019 (COVID-19) SITUATIONAL REPORT #20 APRIL 8, 2020



DAILY HIGHLIGHTS

Globally, COVID-19 cases have surpassed 1.35 million with more than 79,000 deaths.

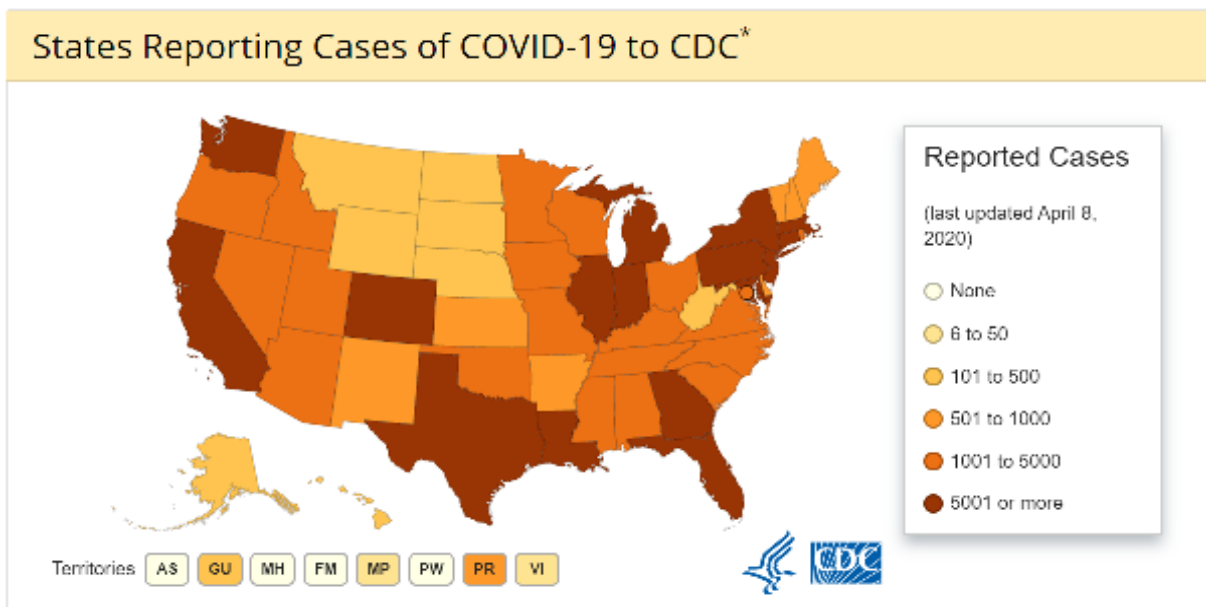
Sacramento County announces that the stay at home order in Sacramento County will continue with more stringent regulations until May 1st.

Governor Gavin Newsom signed an executive order that provides additional support for older adults and vulnerable young children. This will allow for a 60-day waiver for In-Home Supportive Services (IHSS) program caseworkers to continue their work and be able to care for older adults, as well as individuals with disabilities.

The Indian Health Service (IHS) has reported that 28 Tribal or Urban Indian Health Program patients in California have tested positive for COVID-19 as of 4/8/2020.

The total number of cases in the U.S. increased from 374,329 as reported on Tuesday 4/7/2020 to 395,011, reported today. The number of deaths increased from 12,064 to 12,754.

UNITED STATES



COVID-19: U.S. at a Glance*

- Total cases: 395,011
- Total deaths: 12,754
- Jurisdictions reporting cases: 55 (50 states, District of Columbia, Puerto Rico, Guam, the Northern Mariana Islands, and the U.S. Virgin Islands)

* Data include both confirmed and presumptive positive cases of COVID-19 reported to CDC or tested at CDC since January 21, 2020, with the exception of testing results for persons repatriated to the United States from Wuhan, China and Japan. State and local public health departments are now testing and publicly reporting their cases. In the event of a discrepancy between CDC cases and cases reported by state and local public health officials, data reported by states should be considered the most up to date.

Public Health Laboratory Testing

As of the evening of April 7, the total number of public health laboratories (PHL) that have completed verification and are offering testing is 95. This includes one or more PHL in 50 states plus DC, Guam and Puerto Rico.



CORONAVIRUS DISEASE 2019 (COVID-19) SITUATIONAL REPORT #20 APRIL 8, 2020



COVID-19 CASES BY IHS AREA AS OF APRIL 7, 2020*

| | NEGATIVE CASES | POSITIVE CASES | TESTED |
|---------------|----------------|----------------|--------|
| NAVAJO | 1,833 | 322 | 2,533 |
| ALBUQUERQUE | 312 | 105 | 656 |
| OKLAHOMA CITY | 991 | 59 | 1,434 |
| PORTLAND | 456 | 50 | 553 |
| PHOENIX | 269 | 37 | 341 |
| CALIFORNIA | 335 | 26 | 458 |
| GREAT PLAINS | 197 | 21 | 251 |
| BILLINGS | 619 | 13 | 1,186 |
| BEMIDJI | 87 | 10 | 110 |
| ALASKA | 365 | 7 | 1,035 |
| NASHVILLE | 54 | 7 | 86 |
| TUCSON | 195 | 4 | 291 |

*as of 7PM EST April 7, 2020

CALIFORNIA

As of April 8, 2020, there are a total of 16,975 positive cases and 442 deaths in California.

Ages of all confirmed positive cases:

- Age 0-17: 222 cases
- Age 18-49: 8,289 cases
- Age 50-64: 4,639 cases
- Age 65 and older: 3,751 cases
- Unknown/Missing: 56 cases

Gender of all confirmed positive cases:

- Female: 8,108 cases
- Male: 8,488 cases
- Unknown: 361 cases

In order to better focus public health resources on the changing needs of California communities, beginning on March 18, the state is no longer collecting information about California travelers returning from countries that have confirmed COVID-19 outbreaks. Community transmission of COVID-19 has been identified in California since late February, and since early March, most of the confirmed cases in the state were not related to travel outside of the United States.

Twenty-two public health labs in California are testing samples for COVID-19. These labs include the California Department of Public Health's Laboratory in Richmond, Alameda, Contra Costa, Humboldt, Long Beach, Los Angeles, Monterey, Napa-Solano-Yolo-Marin (located in Solano), Orange, Riverside, Sacramento, San Bernardino, San Diego, San Francisco, San Joaquin, San Luis Obispo, San Mateo, Santa Clara, Shasta, Sonoma, Tulare and Ventura County public health laboratories. The Richmond Laboratory will provide diagnostic testing within a 48-hour turnaround time. This means California public health officials will get test results sooner, so that patients will get the best care.

INDIAN HEALTH SERVICE CALIFORNIA AREA

464 Tribal or Urban Indian Health Program patients in the California Area have been tested for COVID-19 as of 4/8/2020. Of these, 28 patients have tested positive for COVID-19 and 349 have tested negative for COVID-19.

If you have any questions or concerns please contact:

Vanesscia Cresci at vcresci@crihb.org or Aurimar Ayala at aayala@crihb.org

CONFIRMED CASES AND DEATHS BY COUNTY

CURRENT AS OF 12PM ON APRIL 8, 2020



Counties with most reported Cases*

| | |
|-------------|------|
| Los Angeles | 6910 |
| San Diego | 1454 |
| Santa Clara | 1285 |
| Riverside | 1012 |
| Orange | 931 |

Counties with most reported Deaths

| | |
|-------------|-----|
| Los Angeles | 169 |
| Santa Clara | 43 |
| San Diego | 31 |
| Riverside | 28 |
| Sacramento | 21 |

*Source: County-level case and death counts are obtained from county websites as of 10am on days reported.

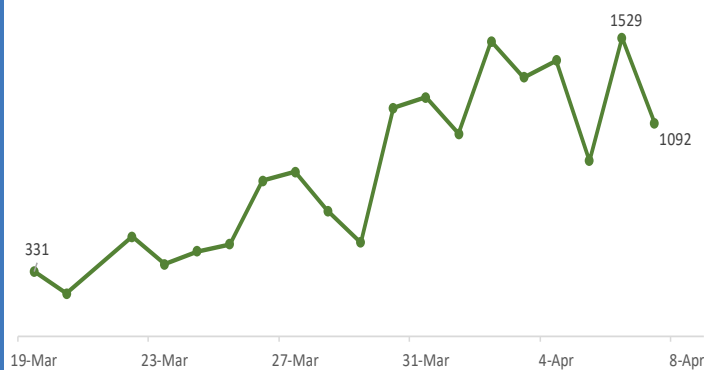
California Case Statistics

16,975 Cases

442 Deaths

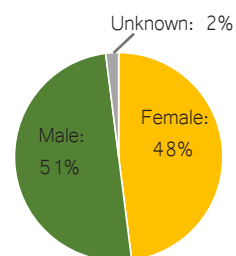
As of 4/7/2020. Source: CDPH

New Confirmed Cases in California by Date of Lab Confirmation

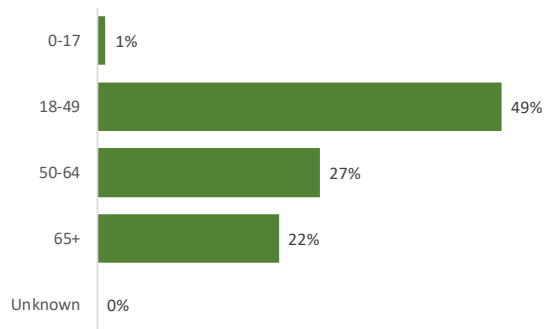


Source: CDPH

Positive Cases by Gender



Positive Cases by Age Group



As of 4/7/2020. Source: CDPH

TRIBAL STATE OF EMERGENCY AND SHELTER IN PLACE DECLARATIONS

Tribes do not need to issue a state of emergency to access FEMA resources.



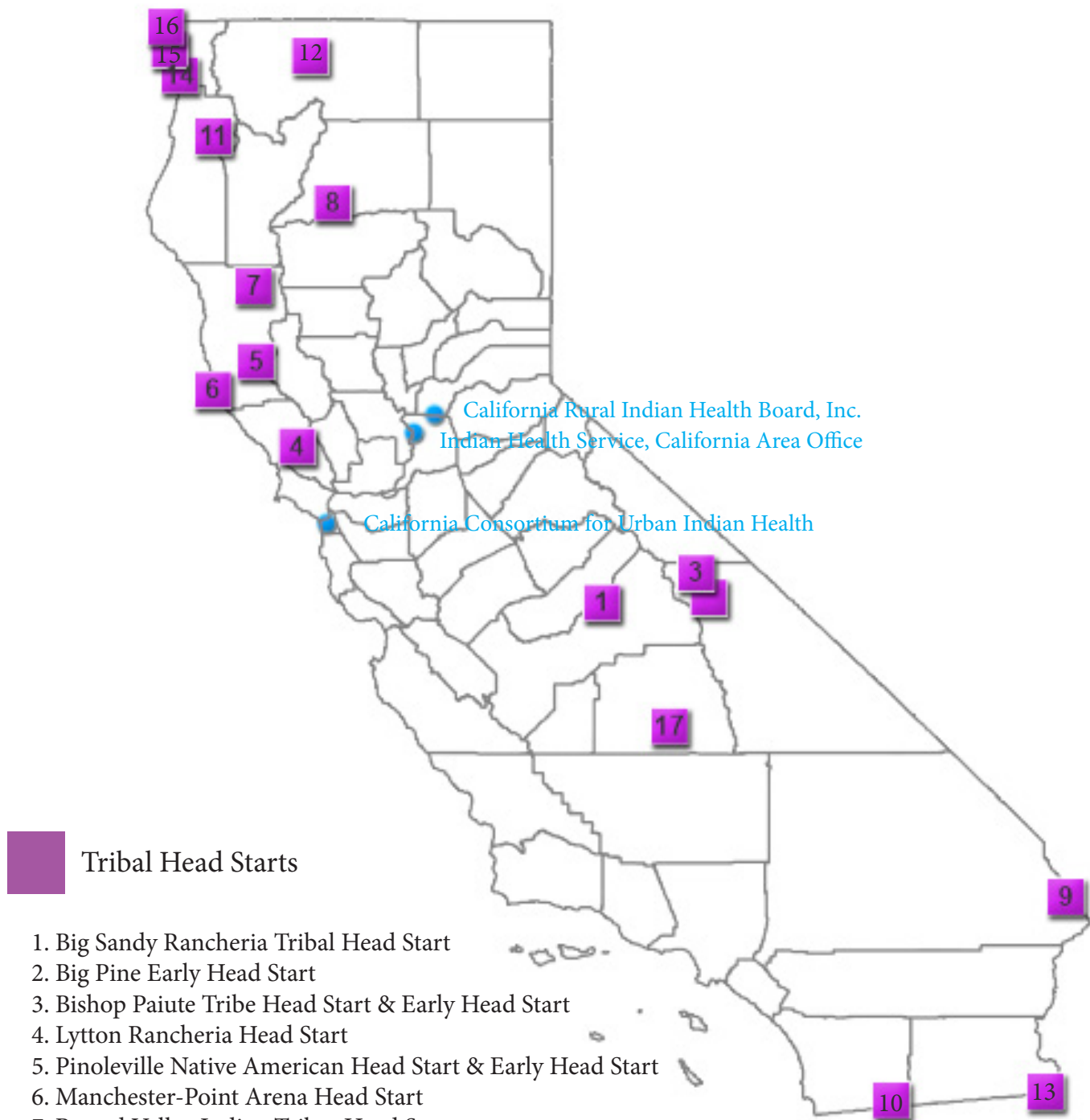
Tribes Issuing Shelter in Place Order

- 22. Hoopa Valley Tribe
- 50. Tule River Tribe
- 56. Wiyot Tribe

Emergency Declarations (n=58)

- | | | |
|--|--|---|
| 1. Agua Caliente Band of Cahuilla Indians | 19. Enterprise Rancheria | 38. Resighini Rancheria |
| 2. Bear River Band of Rohnerville Rancheria | 20. Fort Mojave Indian Tribe | 39. Rincon Band of Luiseno Indians |
| 3. Big Pine Paiute Tribe | 21. Habematolel Pomo of Upper Lake Tribe | 40. Robinson Rancheria |
| 4. Big Valley Band of Pomo Indians | 22. Hoopa Valley Tribe | 41. San Manuel Band of Mission Indians |
| 5. Bishop Paiute Tribe | 23. Iipay Nation of Santa Ysabel | 42. San Pasqual Band of Mission Indians |
| 6. Blue Lake Rancheria | 24. Jamul Indian Village | 43. Santa Ynez Band of Chumash Indians |
| 7. Buena Vista Rancheria | 25. La Jolla Band of Luiseno Indians | 44. Shingle Springs Band of Miwok Indians |
| 8. Cabazon Band of Mission Indians | 26. Karuk Tribe | 45. Soboba Band of Luiseno Indians |
| 9. Cachil DeHe Band of Wintun Indians of the Colusa Indian Community | 27. Mesa Grande Band of Diegueno Mission Indians | 46. Susanville Indian Rancheria |
| 10. Cahto Tribe | 28. Middletown Rancheria of Pomo Indians of California | 47. Table Mountain Rancheria |
| 11. Cahuilla Band of Indians | 29. Morongo Band of Mission Indians | 48. Tolowa Dee-Ni' Nation |
| 12. Chemehuevi Indian Tribe | 30. North Fork Rancheria of Mono Indians of California | 49. Torres Martinez Desert Cahuilla Indians |
| 13. Cher-Ae Heights Indian Community of the Trinidad Rancheria | 31. Pala Band of Mission Indians | 50. Tule River Tribe |
| 14. Chicken Ranch Rancheria of Me-Wuk Indians of California | 32. Pechanga Band of Luiseno Indians | 51. Tuolumne Band of Me-Wuk Indians |
| 15. Colorado River Indian Tribes | 33. Picayune Rancheria of the Chukchansi Indians | 52. Twenty-Nine Palms Band of Mission Indians |
| 16. Coyote Valley Band of Pomo Indians | 34. Pit River Tribe | 53. Viejas Band of Kumeyaay Indians |
| 17. Dry Creek Rancheria Band of Pomo Indians | 35. Quartz Valley Indian Reservation | 54. Washoe Tribe of Nevada and California |
| 18. Elk Valley Rancheria | 36. Quechan Tribe of the Fort Yuma Indian Reservation | 55. Wilton Rancheria |
| | 37. Redding Rancheria | 56. Wiyot Tribe |
| | | 57. Yocha Dehe Wintun Nation |
| | | 58. Yurok Tribe |

TRIBAL HEAD START CLOSED AS DIRECTED BY LOCAL SCHOOL DISTRICTS OR TRIBAL COUNCIL ORDERS



California Counties COVID-19 Response


Click the color dots
on the map
for county information

Governor Newsom Issued Statewide Stay At Home Executive Order March 19, 2020

[Click here to read the Executive Order](#)



Emergency Declarations
(24 Counties)



Emergency Declarations and
Shelter in Place /Safer at Home
Orders or Directives
(34 Counties)



www.counties.org

*Data is based on official documents,
county correspondence with CSAC and media reports.
Links to official documents are provided when available.*

Updated 5:50 pm
April 3, 2020