

## DAILY HIGHLIGHTS

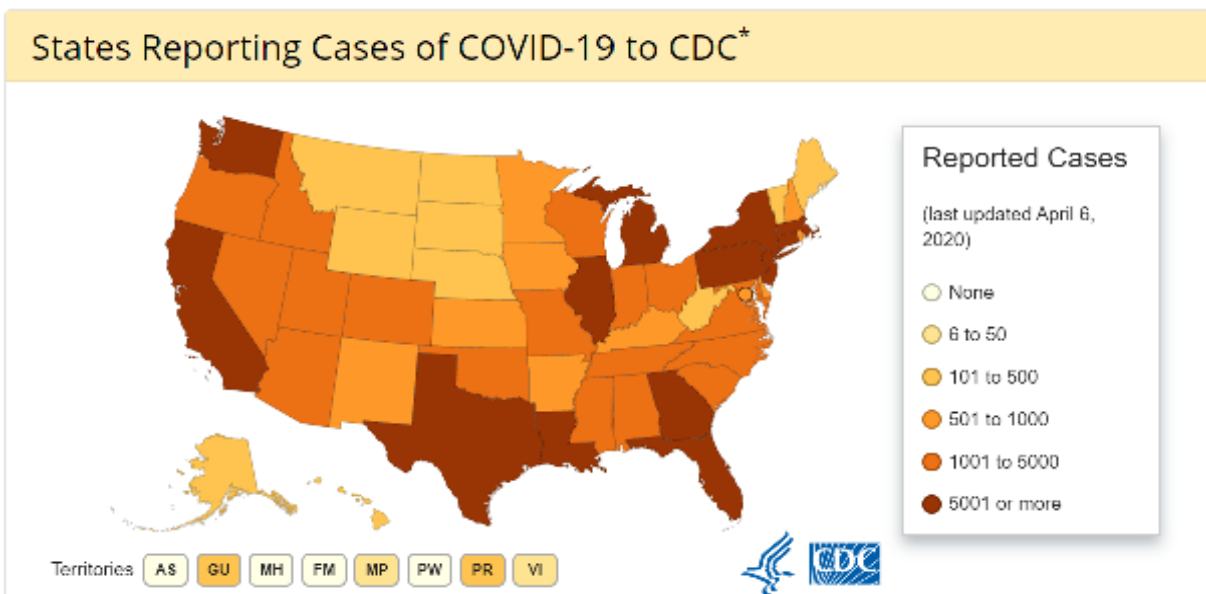
Globally COVID-19 cases have surpassed 1.2 million with more than 67,000 deaths.

Governor Gavin Newsom today announced that California would help meet the immediate supply shortages in states like New York as a result of COVID-19, by loaning 500 state-owned ventilators to the Strategic National Stockpile inventory

The California Area Indian Health Service (IHS) has reported that 19 California IHS patients have tested positive for COVID-19.

The total number of cases in the U.S. increased from 239,279 as reported on Friday 4/3/2020 to 330,891 reported today. The number of deaths increased from 5,443 to 8,910.

## UNITED STATES



### COVID-19: U.S. at a Glance\*

- Total cases: 330,891
- Total deaths: 8,910
- Jurisdictions reporting cases: 55 (50 states, District of Columbia, Puerto Rico, Guam, the Northern Mariana Islands, and the U.S. Virgin Islands)

\* Data include both confirmed and presumptive positive cases of COVID-19 reported to CDC or tested at CDC since January 21, 2020, with the exception of testing results for persons repatriated to the United States from Wuhan, China and Japan. State and local public health departments are now testing and publicly reporting their cases. In the event of a discrepancy between CDC cases and cases reported by state and local public health officials, data reported by states should be considered the most up to date.

### Public Health Laboratory Testing

As of the evening of April 4, the total number of public health laboratories (PHL) that have completed verification and are offering testing is 95. This includes one or more PHL in 50 states plus DC, Guam and Puerto Rico.



# CORONAVIRUS DISEASE 2019 (COVID-19) SITUATIONAL REPORT #18 APRIL 6, 2020



COVID-19 CASES BY IHS AREA AS OF APRIL 5, 2020

	NEGATIVE CASES	POSITIVE CASES	TESTED
TUCSON	135	1	198
NASHVILLE	41	3	61
ALASKA	326	6	1,017
GREAT PLAINS	148	7	166
BEMIDJI	62	7	85
BILLINGS	244	9	383
CALIFORNIA	250	19	392
PHOENIX	239	31	314
OKLAHOMA CITY	514	30	1,167
PORTLAND	406	37	515
ALBUQUERQUE	245	56	438
NAVAJO	1636	268	2,257

## CALIFORNIA

As of April 5, 2020, there are a total of 14,336 positive cases and 343 deaths in California.

Ages of all confirmed positive cases:

- Age 0-17: 173 cases
- Age 18-49: 7,099 cases
- Age 50-64: 3,884 cases
- Age 65 and older: 3,129 cases
- Unknown/Missing: 51 cases

Gender of all confirmed positive cases:

- Female: 6,740 cases
- Male: 7,296 cases
- Unknown: 300 cases

In order to better focus public health resources on the changing needs of California communities, beginning on March 18, the state is no longer collecting information about California travelers returning from countries that have confirmed COVID-19 outbreaks. Community transmission of COVID-19 has been identified in California since late February, and since early March, most of the confirmed cases in the state were not related to travel outside of the United States.

Twenty-two public health labs in California are testing samples for COVID-19. These labs include the California Department of Public Health's Laboratory in Richmond, Alameda, Contra Costa, Humboldt, Long Beach, Los Angeles, Monterey, Napa-Solano-Yolo-Marin (located in Solano), Orange, Riverside, Sacramento, San Bernardino, San Diego, San Francisco, San Joaquin, San Luis Obispo, San Mateo, Santa Clara, Shasta, Sonoma, Tulare and Ventura County public health laboratories. The Richmond Laboratory will provide diagnostic testing within a 48-hour turnaround time. This means California public health officials will get test results sooner, so that patients will get the best care.

## INDIAN HEALTH SERVICE CALIFORNIA AREA

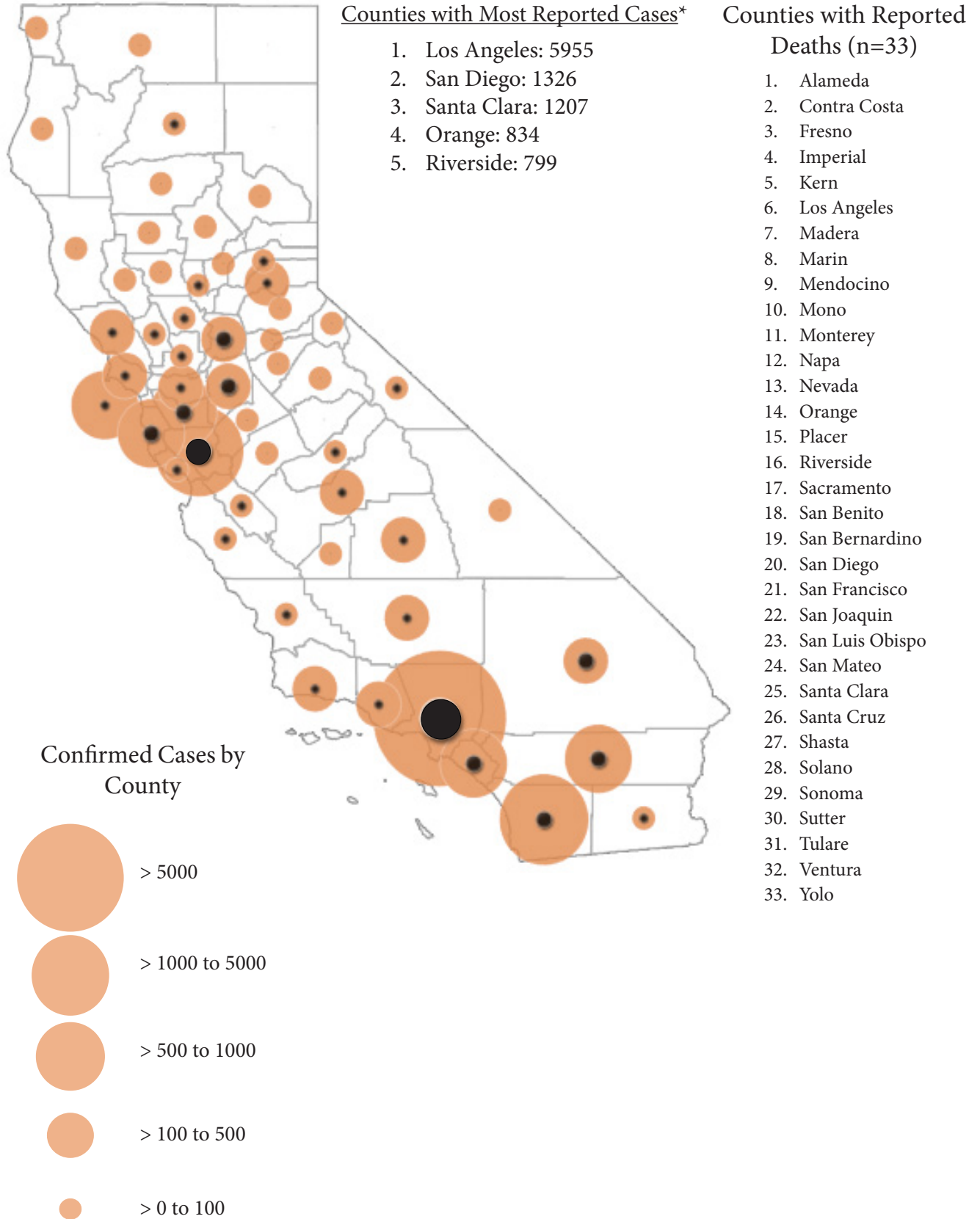
The Indian Health Service (IHS) California Area as of 4/6/2020 reports that 400 IHS patients in the California Area have been tested for COVID-19. Of these, 19 patients have tested positive for COVID-19 and 259 have tested negative for COVID-19.

If you have any questions or concerns please contact:

Vanesscia Cresci at [Vcresci@crihb.org](mailto:Vcresci@crihb.org) or Aurimar Ayala at [Aayala@crihb.org](mailto:Aayala@crihb.org)

CONFIRMED CASES AND DEATHS BY COUNTY

CURRENT AS OF 12PM ON APRIL 6, 2020



\*Note: County-level case and death counts are reported based on data found on county websites as of 1pm on days reported. Some case counts include presumptive cases.

# TRIBAL STATE OF EMERGENCY AND SHELTER IN PLACE DECLARATIONS



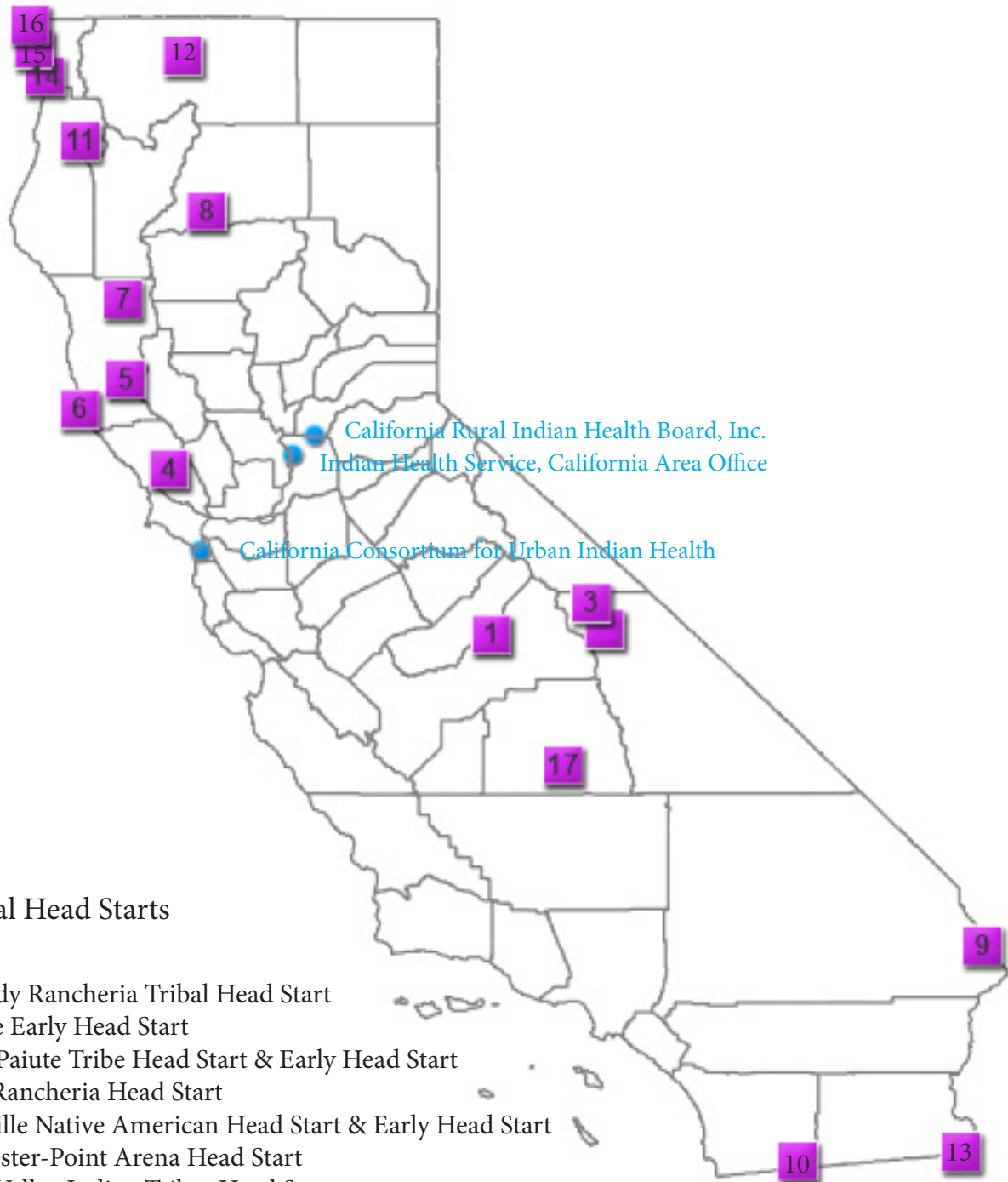
Tribes do not need to issue a state of emergency to access FEMA resources.

**○ Tribes Issuing Shelter in Place Order (n=3)**  
 20. Hoopa Valley Tribe  
 46. Tule River Tribe  
 51. Wiyot Tribe

**◆ Emergency Declarations (n=54)**

- |  |  |   |
|--|--|---|
| 1. Agua Caliente Band of Cahuilla Indians                            | 18. Fort Mojave Indian Tribe                           | 35. Rincon Band of Luiseno Indians            |
| 2. Bear River Band of Rohnerville Rancheria                          | 19. Habematolel Pomo of Upper Lake Tribe               | 36. Robinson Rancheria                        |
| 3. Big Pine Paiute Tribe   | 20. Hoopa Valley Tribe                                 | 37. San Manuel Band of Mission Indians        |
| 4. Big Valley Band of Pomo Indians                                   | 21. Iipay Nation of Santa Ysabel                       | 38. San Pasqual Band of Mission Indians       |
| 5. Bishop Paiute Tribe   | 22. Jamul Indian Village                               | 39. Santa Ynez Band of Chumash Indians        |
| 6. Blue Lake Rancheria   | 23. La Jolla Band of Luiseno Indians                   | 40. Shingle Springs Band of Miwok Indians     |
| 7. Buena Vista Rancheria   | 24. Karuk Tribe  | 41. Soboba Band of Luiseno Indians            |
| 8. Cachil DeHe Band of Wintun Indians of the Colusa Indian Community | 25. Mesa Grande Band of Diegueno Mission Indians       | 42. Susanville Indian Rancheria               |
| 9. Cahto Tribe   | 26. Middletown Rancheria of Pomo Indians of California | 43. Table Mountain Rancheria                  |
| 10. Chemehuevi Indian Tribe  | 27. Morongo Band of Mission Indians                    | 44. Tolowa Dee-Ni' Nation                     |
| 11. Cher-Ae Heights Indian Community of the Trinidad Rancheria       | 28. North Fork Rancheria of Mono Indians of California | 45. Torres Martinez Desert Cahuilla Indians   |
| 12. Chicken Ranch Rancheria of Me-Wuk Indians of California          | 29. Pala Band of Mission Indians                       | 46. Tule River Tribe                          |
| 13. Colorado River Indian Tribes                                     | 30. Pechanga Band of Luiseno Indians                   | 47. Tuolumne Band of Me-Wuk Indians           |
| 14. Coyote Valley Band of Pomo Indians                               | 31. Picayune Rancheria of the Chukchansi Indians       | 48. Twenty-Nine Palms Band of Mission Indians |
| 15. Dry Creek Rancheria Band of Pomo Indians                         | 32. Pit River Tribe                                    | 49. Viejas Band of Kumeyaay Indians           |
| 16. Elk Valley Rancheria   | 33. Redding Rancheria                                  | 50. Wilton Rancheria                          |
| 17. Enterprise Rancheria   | 34. Resighini Rancheria                                | 51. Wiyot Tribe                               |
|  |  | 52. Yocha Dehe Wintun Nation                  |
|  |  | 53. Yurok Tribe                               |
|  |  | 54. Quartz Valley Indian Reservation          |

TRIBAL HEAD START CLOSED AS DIRECTED BY  
LOCAL SCHOOL DISTRICTS OR TRIBAL COUNCIL ORDERS



 Tribal Head Starts

1. Big Sandy Rancheria Tribal Head Start
2. Big Pine Early Head Start
3. Bishop Paiute Tribe Head Start & Early Head Start
4. Lytton Rancheria Head Start
5. Pinoleville Native American Head Start & Early Head Start
6. Manchester-Point Arena Head Start
7. Round Valley Indian Tribes Head Start
8. Redding Rancheria Head Start
9. Chemehuevi Head Start
10. Campo Kumeyaay Head Start
11. Hoopa Tribal Early Head Start & Head Start
12. Karuk Tribal Head Start
13. Quechan Head Start
14. Yurok Tribe Head Start
15. Elk Valley Rancheria Head Start
16. Howonquet Head Start
17. Tule River Head Start



# California Counties COVID-19 Response

Click the color dots  
on the map  
for county information

[Governor Newsom Issued Statewide  
Stay At Home Executive Order  
March 19, 2020](#)

[Click here to read the Executive Order](#)



Emergency Declarations  
(24 Counties)



Emergency Declarations and  
Shelter in Place /Safer at Home  
Orders or Directives  
(34 Counties)



www.counties.org

Data is based on official documents,  
county correspondence with CSAC and media reports.  
Links to official documents are provided when available.

Updated 5:50 pm  
April 3, 2020