



CORONAVIRUS DISEASE 2019 (COVID-19) SITUATIONAL REPORT #12 MARCH 27, 2020



DAILY HIGHLIGHTS

The United States now leads the world in confirmed COVID-19 cases.

The U.S. House of Representatives passed the \$2 trillion dollar aid package to help American workers survive the pandemic. This bill now moves to the President for final signature.

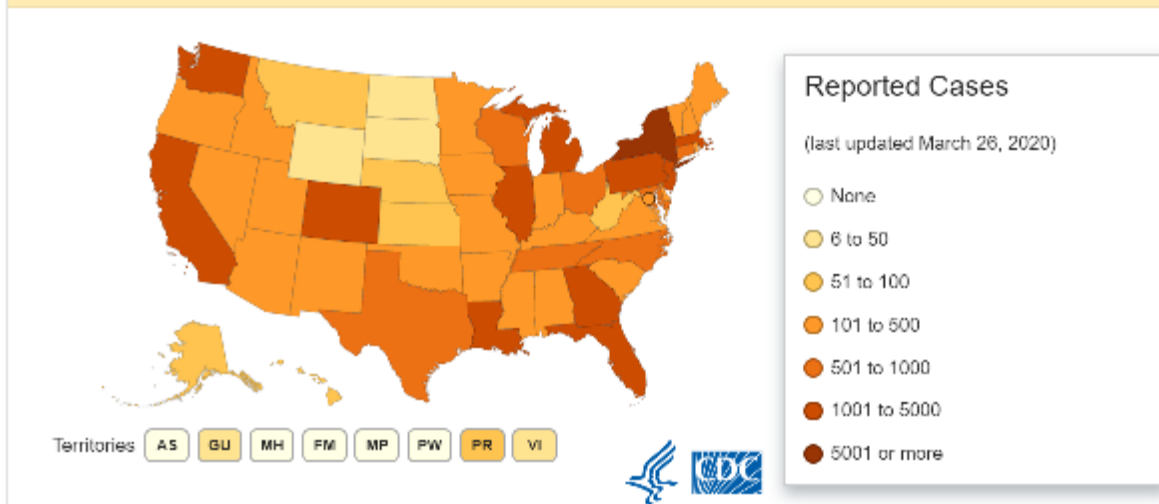
The National Indian Health Board (NIHB) will be holding an All Tribes Tribal Caucus by webinar Monday, March 30, 2020, at 5:00 p.m. Eastern time to gather input and recommendations from Tribal leaders about how Tribally-specific COVID-19 response funds for healthcare and public health should be disseminated. This Tribal Caucus will help us gain Tribal Leader input and build consensus in Indian Country on Tribal recommendations for funding distributions from the 3rd legislative package responding to the COVID-19 pandemic.

The California Area Indian Health Service (IHS) has reported that 13 California IHS patients have tested positive for COVID-19.

The total number of cases in the U.S. increased from 68,440 as reported on Thursday 3/26/2020 to 85,356 reported today. The number of deaths increased from 994 to 1,246.

UNITED STATES

States Reporting Cases of COVID-19 to CDC*



COVID-19: U.S. at a Glance*

- Total cases: 85,356
- Total deaths: 1,246
- Jurisdictions reporting cases: 54 (50 states, District of Columbia, Puerto Rico, Guam, and US Virgin Islands)

* Data include both confirmed and presumptive positive cases of COVID-19 reported to CDC or tested at CDC since January 21, 2020, with the exception of testing results for persons repatriated to the United States from Wuhan, China and Japan. State and local public health departments are now testing and publicly reporting their cases. In the event of a discrepancy between CDC cases and cases reported by state and local public health officials, data reported by states should be considered the most up to date.

Public Health Laboratory Testing

As of the evening of March 26, the total number of public health laboratories (PHL) that have completed verification and are offering testing is 92. This includes one or more PHL in 50 states plus DC, Guam and Puerto Rico.

CALIFORNIA

As of March 26, 2020, 2 p.m. Pacific Daylight Time, there are a total of 3,801 positive cases and 78 deaths in California (including one non-California resident).

- 1,083: Community-acquired cases
- 2,718: Cases acquired through person-to-person transmission, travel (including cruise ship passengers), repatriation, or under investigation.

- o This includes 48 health care workers

Ages of all confirmed positive cases:

- Age 0-17: 45 cases
- Age 18-49: 1,906 cases
- Age 50-64: 967 cases
- Age 65 and older: 847 cases
- Unknown: 36 cases

Gender of all confirmed positive cases:

- Female: 1,680 cases
- Male: 2,074 cases
- Unknown: 47 cases

In order to better focus public health resources on the changing needs of California communities, beginning on March 18, the state is no longer collecting information about California travelers returning from countries that have confirmed COVID-19 outbreaks. Community transmission of COVID-19 has been identified in California since late February, and since early March, most of the confirmed cases in the state were not related to travel outside of the United States.

Twenty-two public health labs in California are testing samples for COVID-19. These labs include the California Department of Public Health's Laboratory in Richmond, Alameda, Contra Costa, Humboldt, Long Beach, Los Angeles, Monterey, Napa-Solano-Yolo-Marin (located in Solano), Orange, Riverside, Sacramento, San Bernardino, San Diego, San Francisco, San Joaquin, San Luis Obispo, San Mateo, Santa Clara, Shasta, Sonoma, Tulare and Ventura County public health laboratories. The Richmond Laboratory will provide diagnostic testing within a 48-hour turnaround time. This means California public health officials will get test results sooner, so that patients will get the best care.



INDIAN HEALTH SERVICE CALIFORNIA AREA

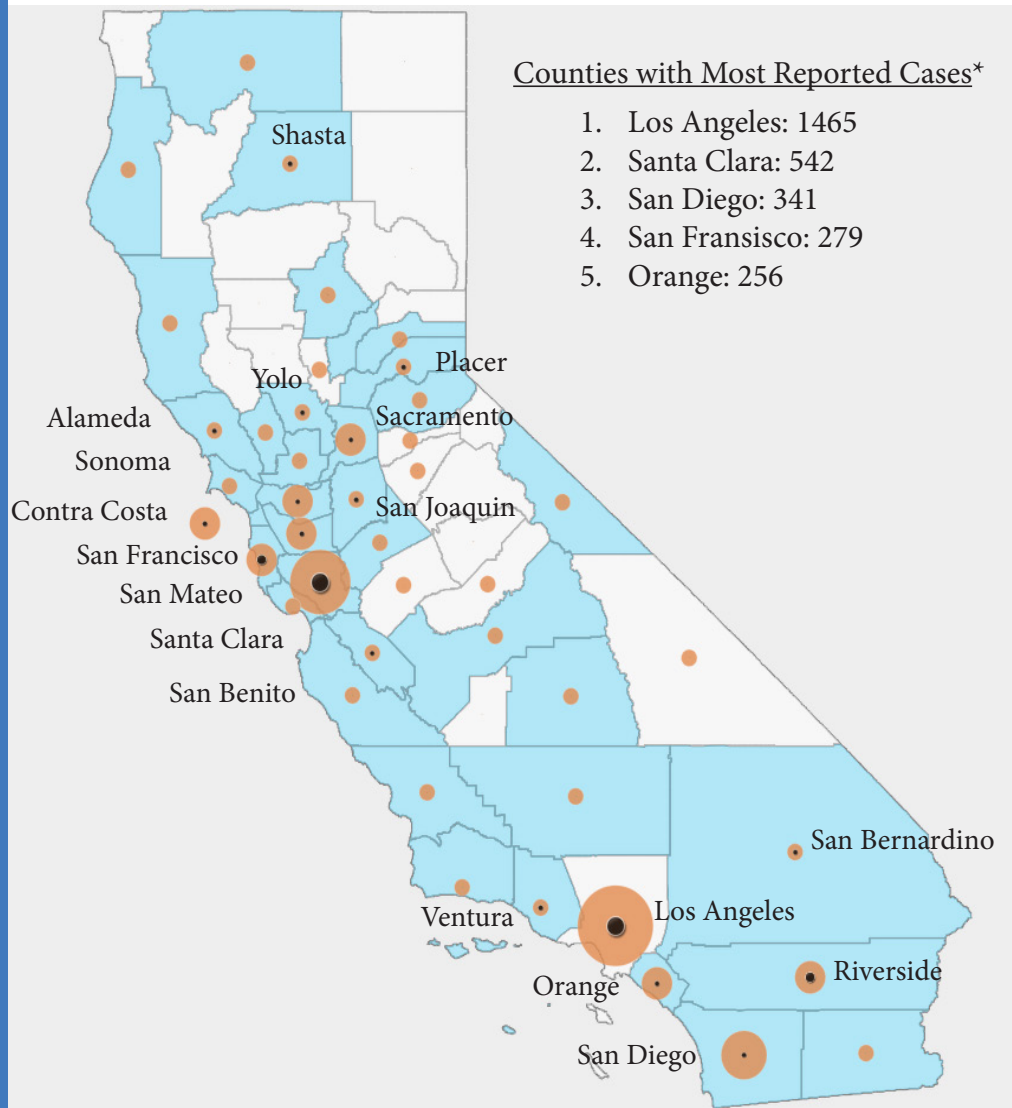
The Indian Health Service (IHS) California Area as of 7:00pm EDT 03/26/2020 reports that 291 IHS patients in the California Area have been tested for COVID-19. Of these 13 patients have tested positive for COVID-19 and 149 have tested negative for COVID-19.

If you have any questions or concerns please contact:

Vanesscia Cresci at Vcresci@crihb.org or Aurimar Ayala at Aayala@crihb.org

CONFIRMED CASES AND DEATHS BY COUNTY

CURRENT AS OF 12PM ON MARCH 27, 2020



Counties with Most Reported Cases*

1. Los Angeles: 1465
2. Santa Clara: 542
3. San Diego: 341
4. San Francisco: 279
5. Orange: 256

Counties/Locations with Community Transmission (n=40)

1. Alameda
2. Butte
3. Contra Costa
4. City of Berkeley
5. City of Long Beach
6. City of Pasadena
7. El Dorado
8. Fresno
9. Humboldt
10. Imperial
11. Kern
12. Marin
13. Mendocino
14. Mono
15. Monterey
16. Napa
17. Nevada
18. Orange
19. Placer
20. Riverside
21. Sacramento
22. San Benito
23. San Bernardino
24. San Diego
25. San Francisco
26. San Joaquin
27. San Luis Obispo
28. San Mateo
29. Santa Barbara
30. Santa Cruz
31. Santa Clara
32. Shasta
33. Siskiyou
34. Solano
35. Sonoma
36. Stanislaus
37. Tulare
38. Ventura
39. Yolo
40. Yuba

Counties with Reported Deaths (n=18)

- > 15
- > 10 to 15
- > 5 to 10
- > 0 to 5

- | | |
|-------------------|-------------------|
| 1. Alameda | 10. San Diego |
| 2. Contra Costa | 11. San Francisco |
| 3. Los Angeles | 12. San Joaquin |
| 4. Orange | 13. San Mateo |
| 5. Placer | 14. Santa Clara |
| 6. Riverside | 15. Shasta |
| 7. Sacramento | 16. Sonoma |
| 8. San Benito | 17. Ventura |
| 9. San Bernardino | 18. Yolo |

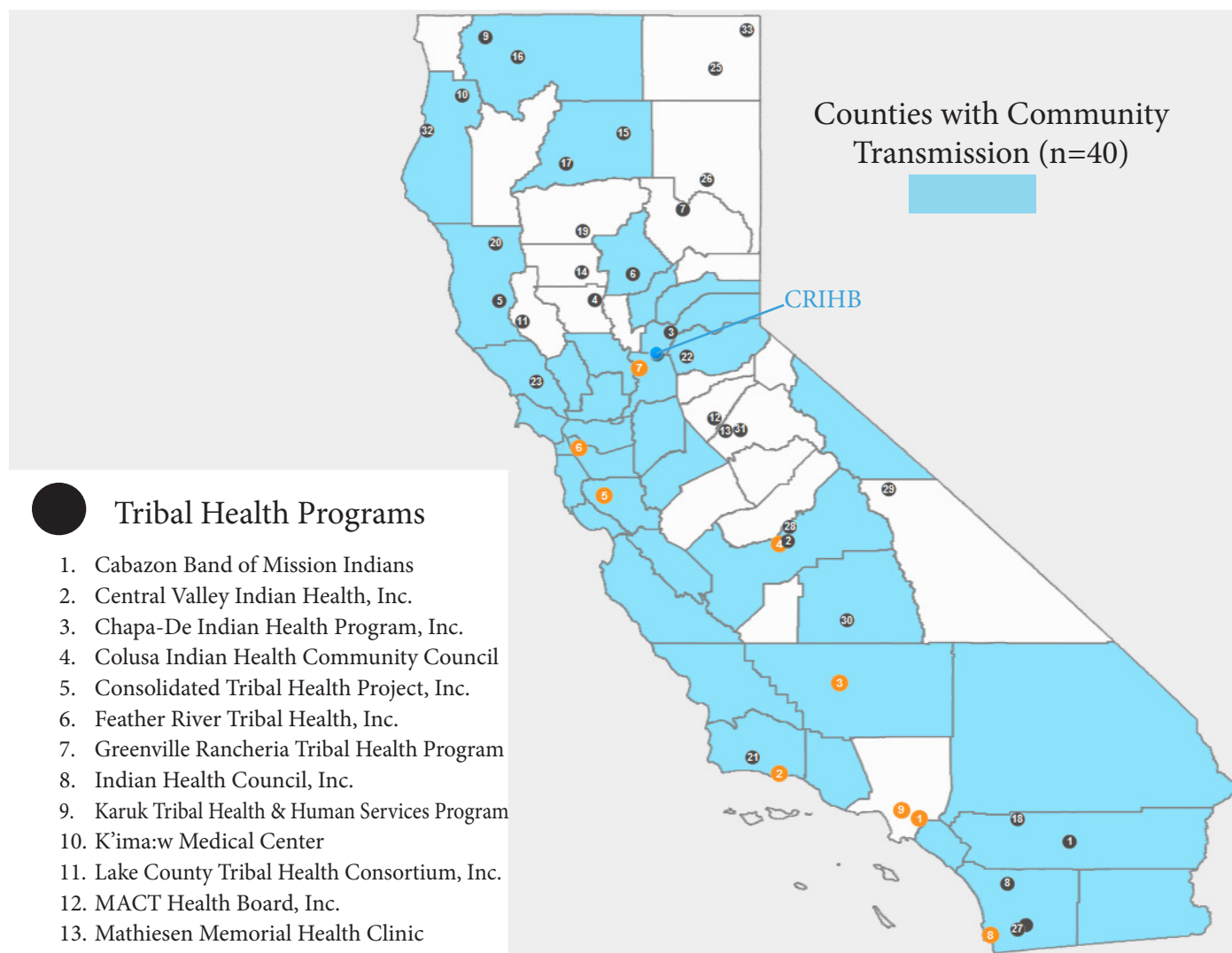
Confirmed Cases by County

- > 1000
- > 300 to 500
- > 100 to 300
- > 0 to 100

*Note: County-level case and death counts are reported based on data found on county websites as of 1pm on days reported. Some case counts include presumptive cases.

COUNTIES WITH COMMUNITY TRANSMITTED CASES

This map shows community transmission cases reported to the county. The locations of Tribal Health Programs and Urban Indian Health Programs are being shown as reference only.

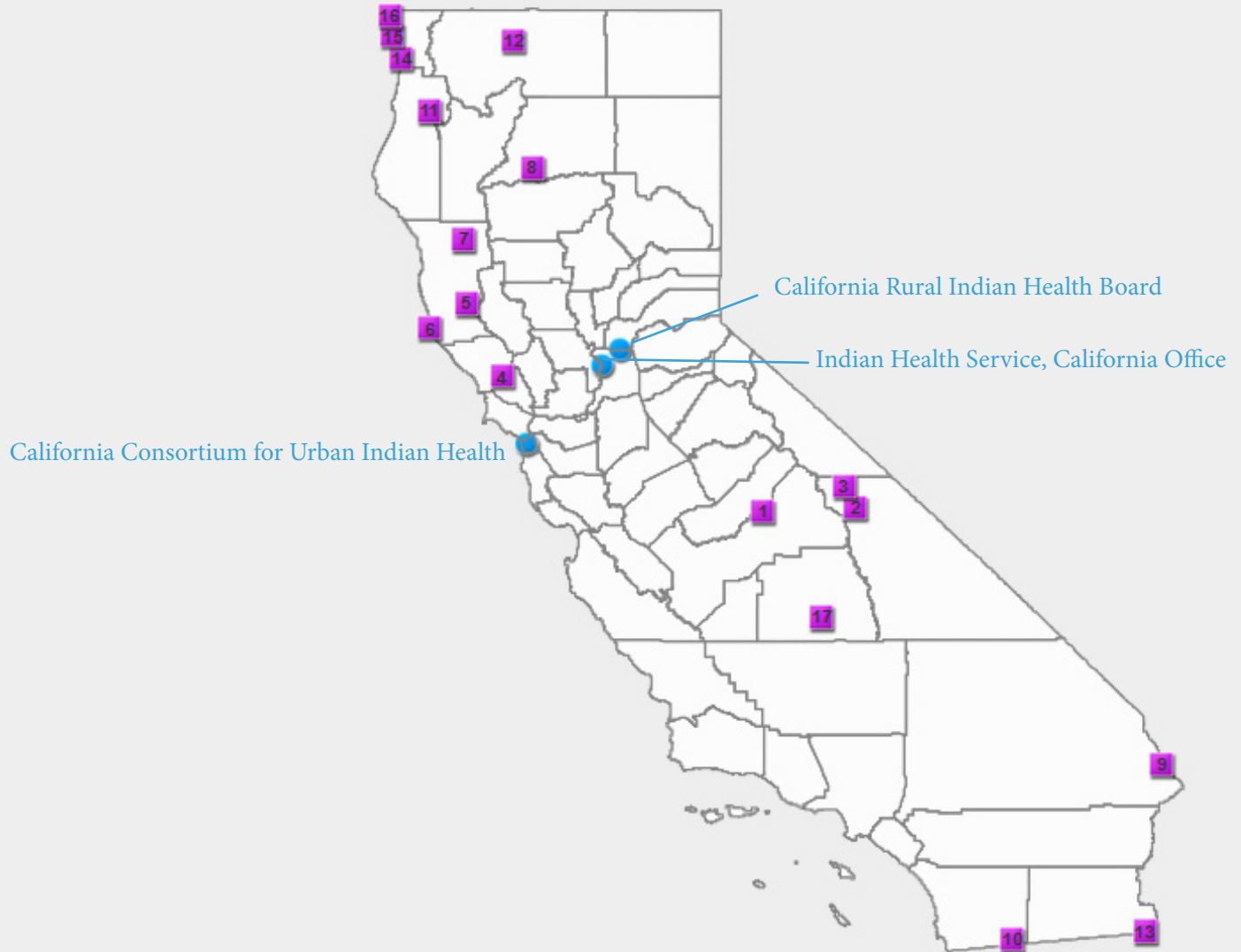


Urban Indian Health Programs

1. American Indian Healing Center
2. American Indian Health & Services Corporation
3. Bakersfield American Indian Health Project
4. Fresno American Indian Health Project
5. Indian Health Center of Santa Clara Valley
6. Native American Health Center, Inc.
7. Sacramento Native American Health Center, Inc.
8. San Diego American Indian Health Center
9. United American Indian Involvement, Inc.

CLOSURES: TRIBAL HEAD STARTS

All Tribal Head Start locations in California are closed until further notice.




Tribal Head Starts

1. Big Sandy Rancheria Tribal Head Start
2. Big Pine Early Head Start
3. Bishop Paiute Tribe Head Start & Early Head Start
4. Lytton Rancheria Head Start
5. Pinoleville Native American Head Start & Early Head Start
6. Manchester-Point Arena Head Start
7. Round Valley Indian Tribes Head Start
8. Redding Rancheria Head Start
9. Chemehuevi Head Start
10. Campo Kumeyaay Head Start
11. Hoopa Tribal Early Head Start & Head Start
12. Karuk Tribal Head Start
13. Quechan Head Start
14. Yurok Tribe Head Start
15. Elk Valley Rancheria Head Start
16. Howonquet Head Start
17. Tule River Head Start

TRIBAL “STATE OF EMERGENCY” DECLARATIONS

Tribes do not need to issue a state of emergency to access FEMA resources.

 Tribes Issuing “Shelter in Place” Order (n=3)

17. Hoopa Valley Tribe

40. Tule River Tribe

45. Wiyot Tribe



Tribes Declaring a State of Emergency (n=47)

- | | | |
|---|--|---|
| 1. Bear River Band of Rohnerville Rancheria | 16. Habematolel Pomo of Upper Lake Tribe | 32. San Pasqual Band of Mission Indians |
| 2. Big Pine Paiute Tribe | 17. Hoopa Valley Tribe | 33. Santa Ynez Band of Chumash Indians |
| 3. Big Valley Band of Pomo Indians | 18. Iipay Nation of Santa Ysabel | 34. Shingle Springs Band of Miwok Indians |
| 4. Bishop Paiute Tribe | 19. Jamul Indian Village | 35. Soboba Band of Luiseno Indians |
| 5. Blue Lake Rancheria | 20. La Jolla Band of Luiseno Indians | 36. Susanville Indian Rancheria |
| 6. Buena Vista Rancheria | 21. Karuk Tribe | 37. Table Mountain Rancheria |
| 7. Cahto Tribe | 22. Mesa Grande Band of Diegueno Mission Indians | 38. Tolowa Dee-Ni' Nation |
| 8. Chemehuevi Indian Tribe | 23. Middletown Rancheria of Pomo Indians of California | 39. Torres Martinez Desert Cahuilla Indians |
| 9. Cher-Ae Heights Indian Community of the Trinidad Rancheria | 24. Morongo Band of Mission Indians | 40. Tule River Tribe |
| 10. Chicken Ranch Rancheria of Me-Wuk Indians of California | 25. Pechanga Band of Luiseno Indians | 41. Tuolumne Bank of Me-Wuk Indians |
| 11. Colorado River Indian Tribes | 26. Pit River Tribe | 42. Twenty-Nine Palms Band of Mission Indians |
| 12. Coyote Valley Band of Pomo Indians | 27. Redding Rancheria | 43. Viejas Band of Kumeyaay Indians |
| 13. Dry Creek Rancheria Band of Pomo Indians | 28. Resighini Rancheria | 44. Wilton Rancheria |
| 14. Elk Valley Rancheria | 29. Rincon Band of Luiseno Indians | 45. Wiyot Tribe |
| 15. Fort Mojave Indian Tribe | 30. Robinson Rancheria | 46. Yocha Dehe Wintun Nation |
| | 31. San Manuel Band of Mission Indians | 47. Yurok Tribe |

California Counties COVID-19 Response


Click the color dots
on the map
for county information

Governor Newsom Issued Statewide Stay At Home Executive Order March 19, 2020

[Click here to read the Executive Order](#)



Emergency Declarations
(36 Counties)



Emergency Declarations and
Shelter in Place /Safer at Home
Orders
(20 Counties)



www.counties.org

Data is based on official documents,
county correspondence with CSAC and media reports.
Links to official documents are provided when available.

Updated 10:18 am
March 20, 2020