

DAILY HIGHLIGHTS

Coronavirus cases surpassed 500,000 worldwide, with more than 20,000 deaths.

The U.S. Senate passed the \$2 trillion aid package to help American workers survive the pandemic. This bill now rests with the U.S. House of Representatives.

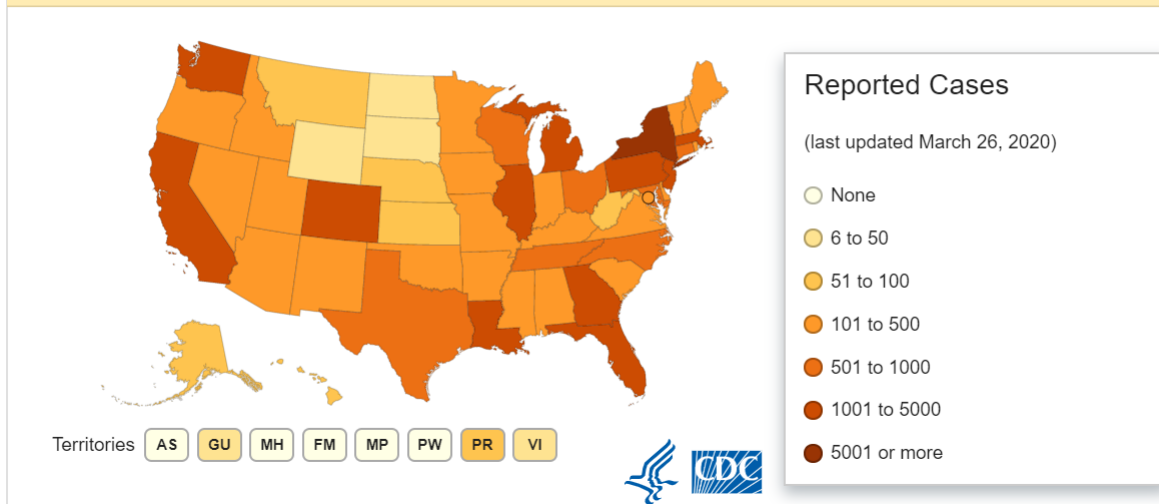
A record number of Americans have filed for unemployment as we try to contain COVID-19.

The California Area Indian Health Service (IHS) has reported that 10 California IHS patients have tested positive for COVID-19.

The total number of cases in the U.S. increased from 54,453 as reported on Wednesday 3/25/2020 to 68,440 reported today. The number of deaths increased from 737 to 994.

UNITED STATES

States Reporting Cases of COVID-19 to CDC*



COVID-19: U.S. at a Glance*

- Total cases: 68,440
 - Total deaths: 994
 - Jurisdictions reporting cases: 54 (50 states, District of Columbia, Puerto Rico, Guam, and US Virgin Islands)
- * Data include both confirmed and presumptive positive cases of COVID-19 reported to CDC or tested at CDC since January 21, 2020, with the exception of testing results for persons repatriated to the United States from Wuhan, China and Japan. State and local public health departments are now testing and publicly reporting their cases. In the event of a discrepancy between CDC cases and cases reported by state and local public health officials, data reported by states should be considered the most up to date.

Public Health Laboratory Testing

As of the evening of March 25, the total number of public health laboratories (PHL) that have completed verification and are offering testing is 92. This includes one or more PHL in 50 states plus DC, Guam and Puerto Rico.

CALIFORNIA

As of March 25, 2020, 2 p.m. Pacific Daylight Time, there are a total of 3,006 positive cases and 65 deaths in California (including one non-California resident).

- 826: Community-acquired cases
- 2,120: Cases acquired through person-to-person transmission, travel, repatriation, or under investigation.

- o This includes 35 health care workers

Ages of all confirmed positive cases:

- Age 0-17: 37 cases
- Age 18-49: 1,505 cases
- Age 50-64: 764 cases
- Age 65 and older: 678 cases
- Unknown: 22 cases

Gender of all confirmed positive cases:

- Female: 1,309 cases
- Male: 1,665 cases
- Unknown: 32 cases

In order to better focus public health resources on the changing needs of California communities, beginning on March 18, the state is no longer collecting information about California travelers returning from countries that have confirmed COVID-19 outbreaks. Community transmission of COVID-19 has been identified in California since late February, and since early March, most of the confirmed cases in the state were not related to travel outside of the United States.

Twenty-two public health labs in California are testing samples for COVID-19. These labs include the California Department of Public Health's

Laboratory in Richmond, Alameda, Contra Costa, Humboldt, Long Beach, Los Angeles, Monterey, Napa-Solano-Yolo-Marin (located in Solano), Orange, Riverside, Sacramento, San Bernardino, San Diego, San Francisco, San Joaquin, San Luis Obispo, San Mateo, Santa Clara, Shasta, Sonoma, Tulare and Ventura County public health laboratories. The Richmond Laboratory will provide diagnostic testing within a 48-hour turnaround time. This means California public health officials will get test results sooner, so that patients will get the best care.



INDIAN HEALTH SERVICE CALIFORNIA AREA

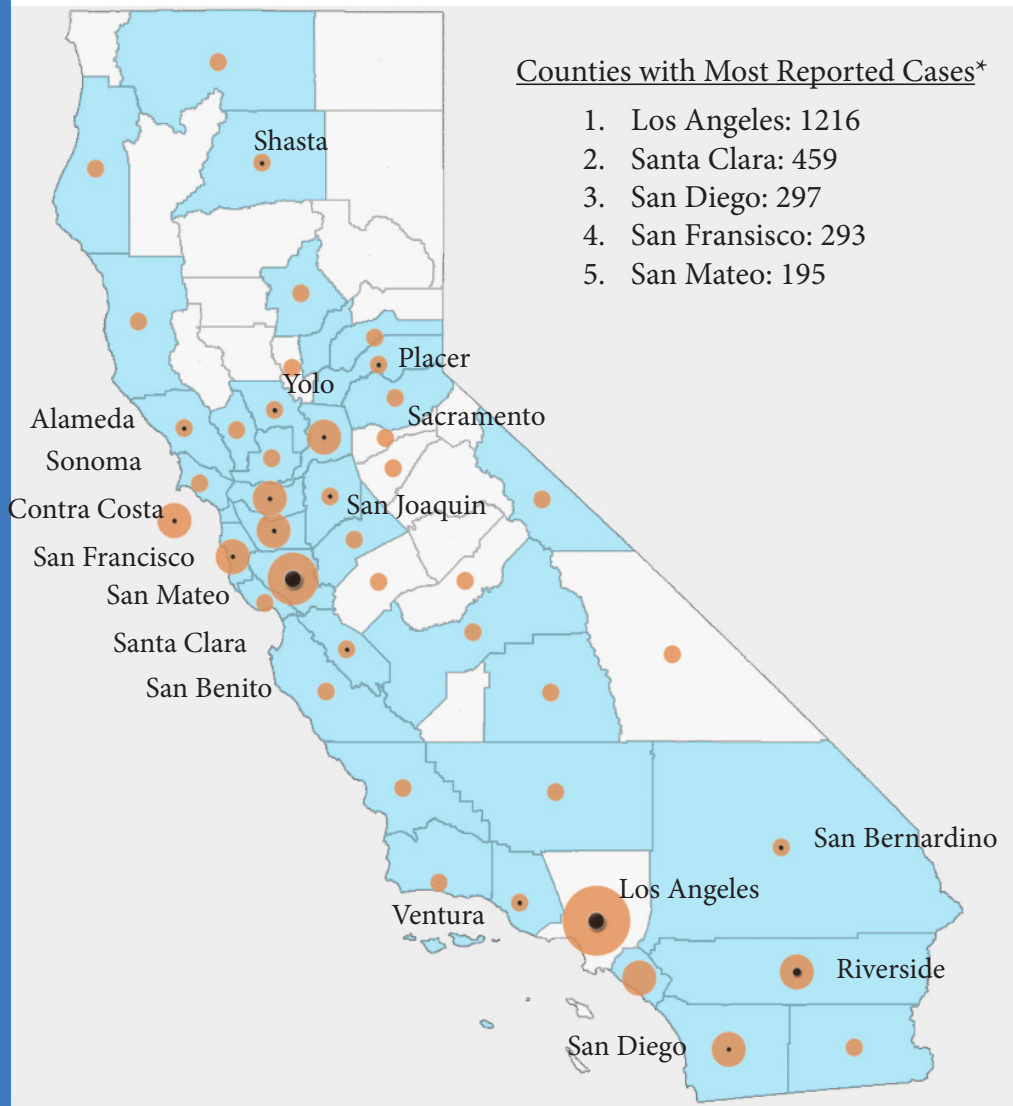
The Indian Health Service (IHS) California Area as of 03/25/2020 reports that 203 IHS patients in the California Area have been tested for COVID-19. Of these 10 patients have tested positive for COVID-19 and 107 have tested negative for COVID-19.

If you have any questions or concerns please contact:

Vanesscia Cresci at Vcresci@crihb.org or Aurimar Ayala at Aayala@crihb.org

CONFIRMED CASES AND DEATHS BY COUNTY

CURRENT AS OF 12PM ON MARCH 26, 2020



Counties with Most Reported Cases*

1. Los Angeles: 1216
2. Santa Clara: 459
3. San Diego: 297
4. San Francisco: 293
5. San Mateo: 195

Counties/Locations with Community Transmission (n=40)

- 
1. Alameda
 2. Butte
 3. Contra Costa
 4. City of Berkeley
 5. City of Long Beach
 6. City of Pasadena
 7. El Dorado
 8. Fresno
 9. Humboldt
 10. Imperial
 11. Kern
 12. Marin
 13. Mendocino
 14. Mono
 15. Monterey
 16. Napa
 17. Nevada
 18. Orange
 19. Placer
 20. Riverside
 21. Sacramento
 22. San Benito
 23. San Bernardino
 24. San Diego
 25. San Francisco
 26. San Joaquin
 27. San Luis Obispo
 28. San Mateo
 29. Santa Barbara
 30. Santa Cruz
 31. Santa Clara
 32. Shasta
 33. Siskiyou
 34. Solano
 35. Sonoma
 36. Stanislaus
 37. Tulare
 38. Ventura
 39. Yolo

Counties with Reported Deaths (n=17)

- > 15
- > 10 to 150
- > 5 to 10
- > 0 to 5

- | | |
|-------------------|-------------------|
| 1. Alameda | 10. San Francisco |
| 2. Contra Costa | 11. San Joaquin |
| 3. Los Angeles | 12. San Mateo |
| 4. Placer | 13. Santa Clara |
| 5. Riverside | 14. Shasta |
| 6. Sacramento | 15. Sonoma |
| 7. San Benito | 16. Ventura |
| 8. San Bernardino | 17. Yolo |
| 9. San Diego | |

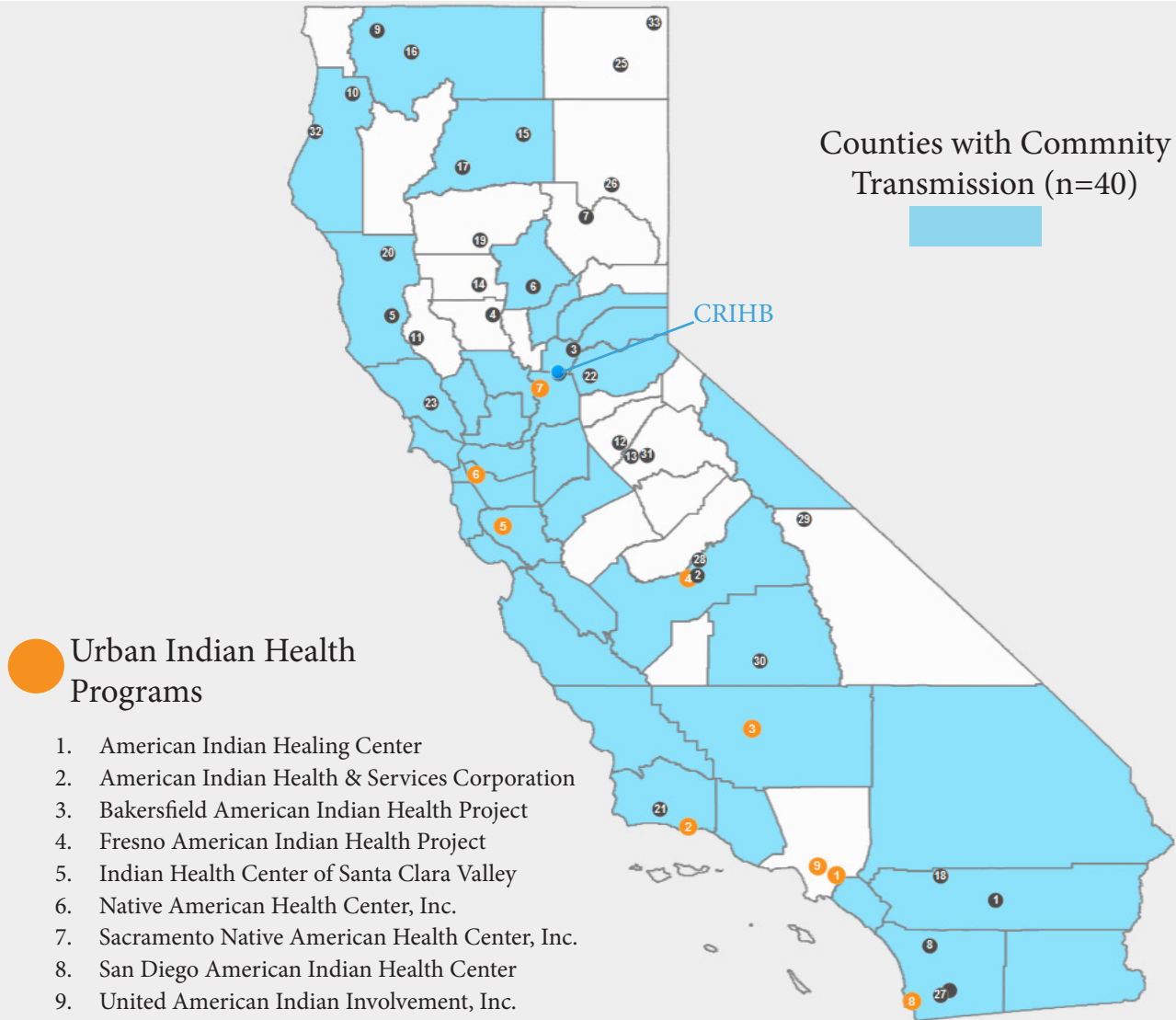
Confirmed Cases by County

- > 1000
- > 300 to 500
- > 100 to 300
- > 0 to 100

*Note: County-level case and death counts are reported based on data found on county websites as of 1pm on days reported. Some case counts include presumptive cases.

COUNTIES WITH COMMUNITY TRANSMITTED CASES

BY URBAN INDIAN HEALTH PROGRAMS AND TRIBAL HEALTH PROGRAMS



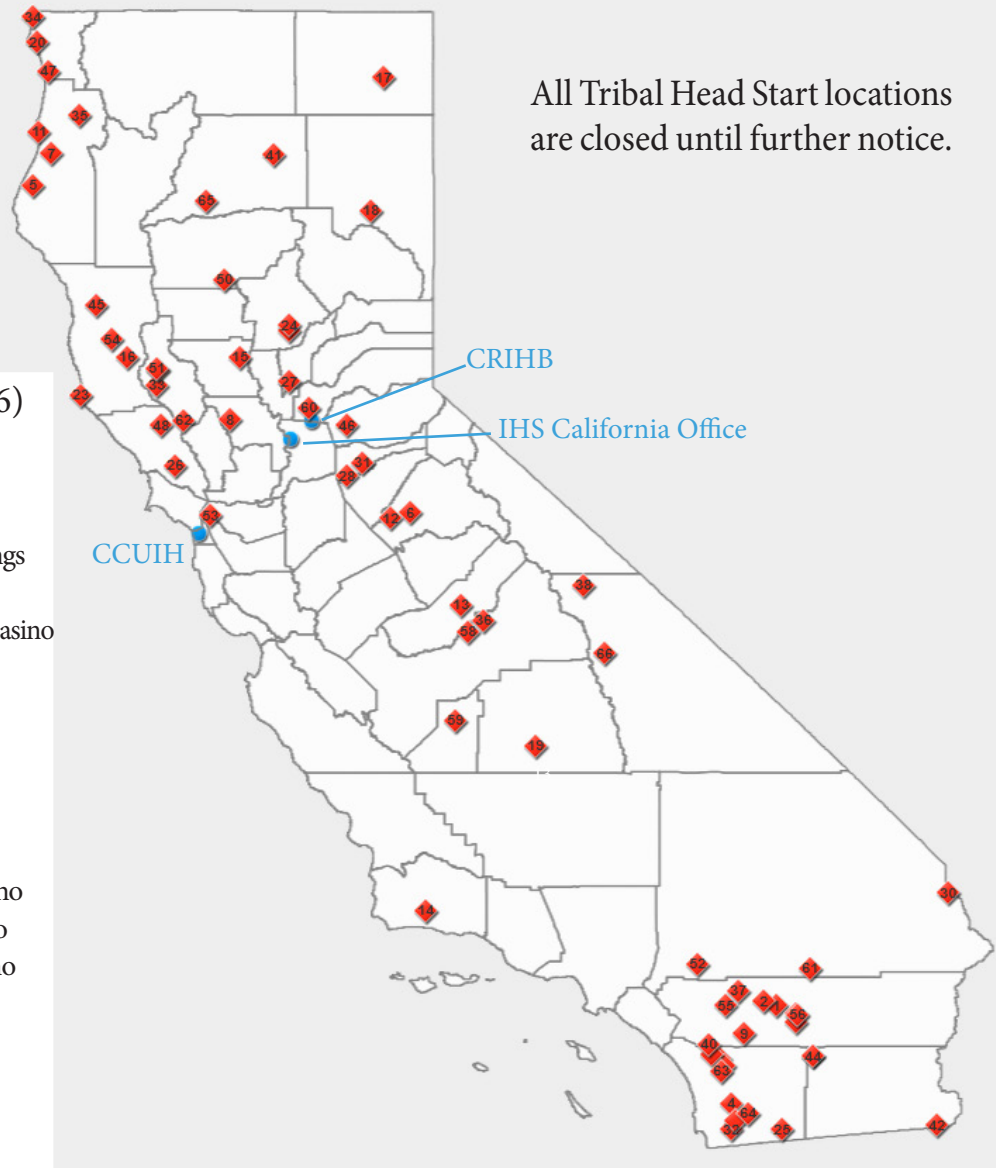
Urban Indian Health Programs

1. American Indian Healing Center
2. American Indian Health & Services Corporation
3. Bakersfield American Indian Health Project
4. Fresno American Indian Health Project
5. Indian Health Center of Santa Clara Valley
6. Native American Health Center, Inc.
7. Sacramento Native American Health Center, Inc.
8. San Diego American Indian Health Center
9. United American Indian Involvement, Inc.

Tribal Health Programs

- | | |
|-------------------------------------------------------------------------------------------------------------------------------------------------------------------------------------------------------------------------------------------------------------------------------------------------------------------------------------------------------------------------------------------------------------------------------------------------------------------------------------------------------------------------------------------------------------------------------------------------------------------------------------------------------------------------------------------------------------------------------------------------------------------------------------------------------------------------------------------------------------------------------|-----------------------------------------------------------------------------------------------------------------------------------------------------------------------------------------------------------------------------------------------------------------------------------------------------------------------------------------------------------------------------------------------------------------------------------------------------------------------------------------------------------------------------------------------------------------------------------------------------------------------------------------------------------------------------------------------------------------------------------------------------------------------------------------------------------------------------------------------------------|
| <ol style="list-style-type: none"> 1. Cabazon Band of Mission Indians 2. Central Valley Indian Health, Inc. 3. Chapa-De Indian Health Program, Inc. 4. Colusa Indian Health Community Council 5. Consolidated Tribal Health Project, Inc. 6. Feather River Tribal Health, Inc. 7. Greenville Rancheria Tribal Health Program 8. Indian Health Council, Inc. 9. Karuk Tribal Health & Human Services Program 10. K'ima:w Medical Center 11. Lake County Tribal Health Consortium, Inc. 12. MACT Health Board, Inc. 13. Mathiesen Memorial Health Clinic 14. Northern Valley Indian Health, Inc. 15. Pit River Health Service, Inc. 16. Anav Tribal Health Clinic 17. Redding Rancheria Tribal Health Center | <ol style="list-style-type: none"> 18. Riverside-San Bernardino County Indian Health, Inc. 19. Rolling Hills Clinic 20. Round Valley Indian Health Center, Inc. 21. Santa Ynez Tribal Health Clinic 22. Shingle Springs Tribal Health Program 23. Sonoma County Indian Health Project, Inc. 24. Southern Indian Health Council, Inc. 25. Strong Family Health Center 26. Susanville Indian Rancheria 27. Sycuan Band of the Kumeyaay Nation 28. Table Mountain Rancheria Medical Center 29. Toiyabe Indian Health Project, Inc. 30. Tule River Indian Health Center, Inc. 31. Tuolumne Me-Wuk Indian Health Center 32. United Indian Health Service, Inc. 33. Warner Mountain Indian Health Program |
|-------------------------------------------------------------------------------------------------------------------------------------------------------------------------------------------------------------------------------------------------------------------------------------------------------------------------------------------------------------------------------------------------------------------------------------------------------------------------------------------------------------------------------------------------------------------------------------------------------------------------------------------------------------------------------------------------------------------------------------------------------------------------------------------------------------------------------------------------------------------------------|-----------------------------------------------------------------------------------------------------------------------------------------------------------------------------------------------------------------------------------------------------------------------------------------------------------------------------------------------------------------------------------------------------------------------------------------------------------------------------------------------------------------------------------------------------------------------------------------------------------------------------------------------------------------------------------------------------------------------------------------------------------------------------------------------------------------------------------------------------------|

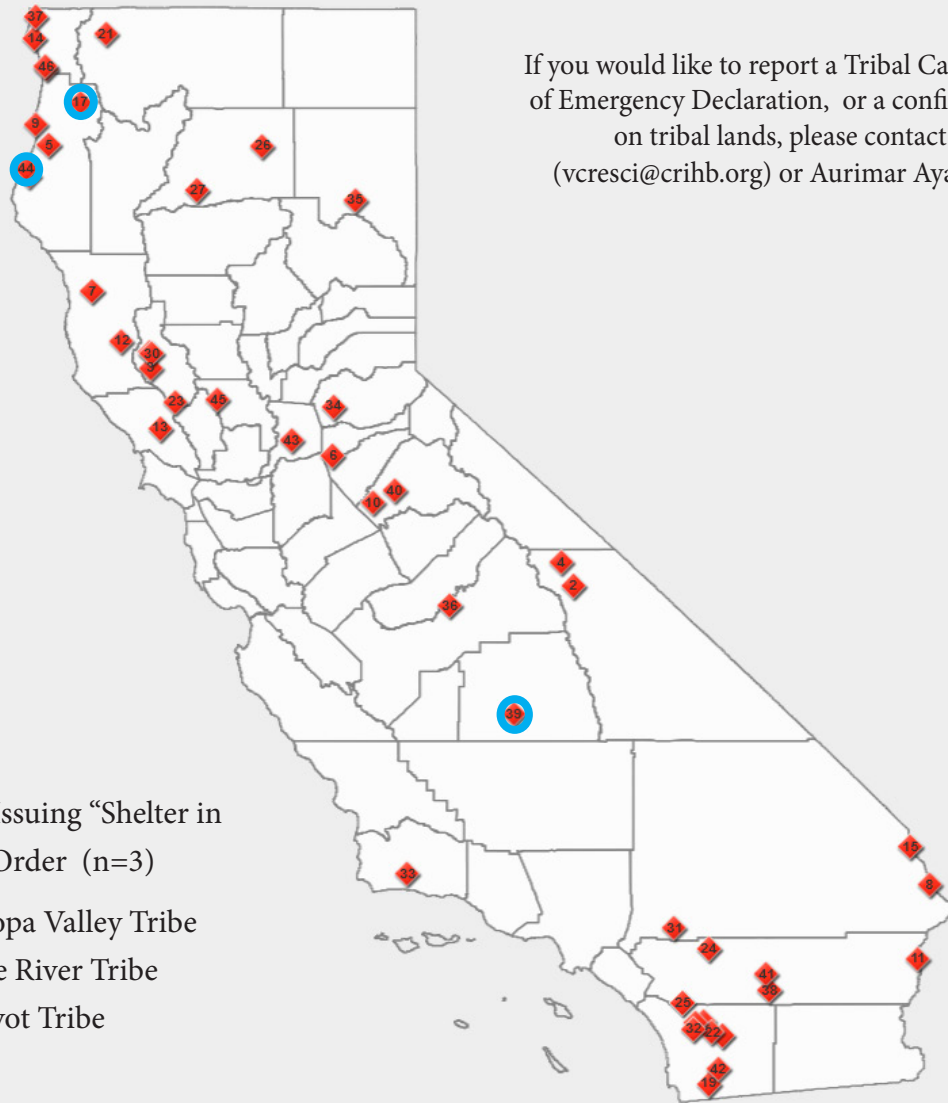
CLOSURES: TRIBAL HEAD STARTS AND TRIBAL CASINOS




Casino Closures (n=66)

1. Agua Caliente Resort Casino Spa Rancho Mirage
2. Agua Caliente Casino Palm Springs
3. Augustine Casino
4. Barona Valley Ranch Resort and Casino
5. Bear River Casino
6. Black Oak Casino
7. Blue Lake Casino
8. Cache Creek Casino Resort
9. Cahuilla Casino
10. Casino Pauma
11. Cher-Ae Heights Bingo and Casino
12. Chicken Ranch Bingo and Casino
13. Chukchansi Gold Resort & Casino
14. Chumash Casino Resort
15. Colusa Casino Resort
16. Coyote Valley Casino
17. Desert Rose Casino
18. Diamond Mountain Casino
19. Eagle Mountain Casino
20. Elk Valley Casino
21. Fantasy Springs Resort and Casino
22. Feather Falls Casino
23. Garcia River Casino
24. Gold Country Casino and Hotel
25. Golden Acorn Casino
26. Graton Resort & Casino
27. Hard Rock Hotel & Casino Sacramento at Fire Mountain
28. Harrah's Northern California
29. Harrah's Resort Southern California
30. Havasu Landing Resort and Casino
31. Jackson Rancheria Casino
32. Jamul Casino
33. Konocti Vista Casino and Bingo
34. Lucky 7 Casino
35. Lucky Bear Casino
36. Mono Wind Casino
37. Morongo Casino, Resort & Spa
38. Paiute Palace Casino
39. Pala Casino Resort and Spa
40. Pechanga Resort and Casino
41. Pit River Casino
42. Quechan Resort Casino
43. Rain Rock Casino
44. Red Earth Casino
45. Red Fox Casino
46. Redhawk Casino
47. Redwood Hotel Casino
48. River Rock Casino
49. Robinson Rancheria Resort and Casino
50. Rolling Hills Casino
51. Running Creek Casino
52. San Manuel Indian Bingo and Casino
53. San Pablo Lytton Casino
54. Sherwood Valley Casino
55. Soboba Casino
56. Spotlight 29 Casino
57. Sycuan Resort and Casino
58. Table Mountain Casino
59. Tachi Palace Hotel and Casino
60. Thunder Valley Casino Resort
61. Tortoise Rock Casino
62. Twin Pine Casino
63. Valley View Casino
64. Viejas Casino
65. Win-River Casino
66. Winnedumah Winn's Casino

TRIBAL “STATE OF EMERGENCY” DECLARATIONS



If you would like to report a Tribal Casino closure, a Tribal State of Emergency Declaration, or a confirmed case of COVID-19 on tribal lands, please contact Vanessa Cresci (vcresci@crihb.org) or Aurimar Ayala (aayala@crihb.org).

 Tribes Issuing “Shelter in Place” Order (n=3)

- 17. Hoopa Valley Tribe
- 39. Tule River Tribe
- 44. Wiyot Tribe

Tribes Declaring a State of Emergency (n=46)

- | | | |
|---------------------------------------------------------------|--------------------------------------------------------|-----------------------------------------------|
| 1. Bear River Band of Rohnerville Rancheria | 16. Habematolel Pomo of Upper Lake Tribe | 32. San Pasqual Band of Mission Indians |
| 2. Big Pine Paiute Tribe | 17. Hoopa Valley Tribe | 33. Santa Ynez Band of Chumash Indians |
| 3. Big Valley Band of Pomo Indians | 18. Iipay Nation of Santa Ysabel | 34. Shingle Springs Band of Miwok Indians |
| 4. Bishop Paiute Tribe | 19. Jamul Indian Village | 35. Susanville Indian Rancheria |
| 5. Blue Lake Rancheria | 20. La Jolla Band of Luiseno Indians | 36. Table Mountain Rancheria |
| 6. Buena Vista Rancheria | 21. Karuk Tribe | 37. Tolowa Dee-Ni' Nation |
| 7. Cahto Tribe | 22. Mesa Grande Band of Diegueno Mission Indians | 38. Torres Martinez Desert Cahuilla Indians |
| 8. Chemehuevi Indian Tribe | 23. Middletown Rancheria of Pomo Indians of California | 39. Tule River Tribe |
| 9. Cher-Ae Heights Indian Community of the Trinidad Rancheria | 24. Morongo Band of Mission Indians | 40. Tuolumne Bank of Me-Wuk Indians |
| 10. Chicken Ranch Rancheria of Me-Wuk Indians of California | 25. Pechanga Band of Luiseno Indians | 41. Twenty-Nine Palms Band of Mission Indians |
| 11. Colorado River Indian Tribes | 26. Pit River Tribe | 42. Viejas Band of Kumeyaay Indians |
| 12. Coyote Valley Band of Pomo Indians | 27. Redding Rancheria | 43. Wilton Rancheria |
| 13. Dry Creek Rancheria Band of Pomo Indians | 28. Resighini Rancheria | 44. Wiyot Tribe |
| 14. Elk Valley Rancheria | 29. Rincon Band of Luiseno Indians | 45. Yocha Dehe Wintun Nation |
| 15. Fort Mojave Indian Tribe | 30. Robinson Rancheria | 46. Yurok Tribe |
| | 31. San Manuel Band of Mission Indians | |

California Counties COVID-19 Response

Click the color dots
on the map
for county information

Governor Newsom Issued Statewide Stay At Home Executive Order March 19, 2020

[Click here to read the Executive Order](#)



Emergency Declarations
(36 Counties)



Emergency Declarations and
Shelter in Place /Safer at Home
Orders
(20 Counties)



www.counties.org

Data is based on official documents,
county correspondence with CSAC and media reports.
Links to official documents are provided when available.

Updated 10:18 am
March 20, 2020