

DAILY HIGHLIGHTS

Coronavirus cases surpassed 450,000 worldwide, with more than 20,000 deaths.

India began a 21-day 'total lockdown' of its 1.3 billion citizens at midnight.

The U.S. Senate and the White House have reached a deal on a \$2 trillion aid package to help American workers survive the pandemic.

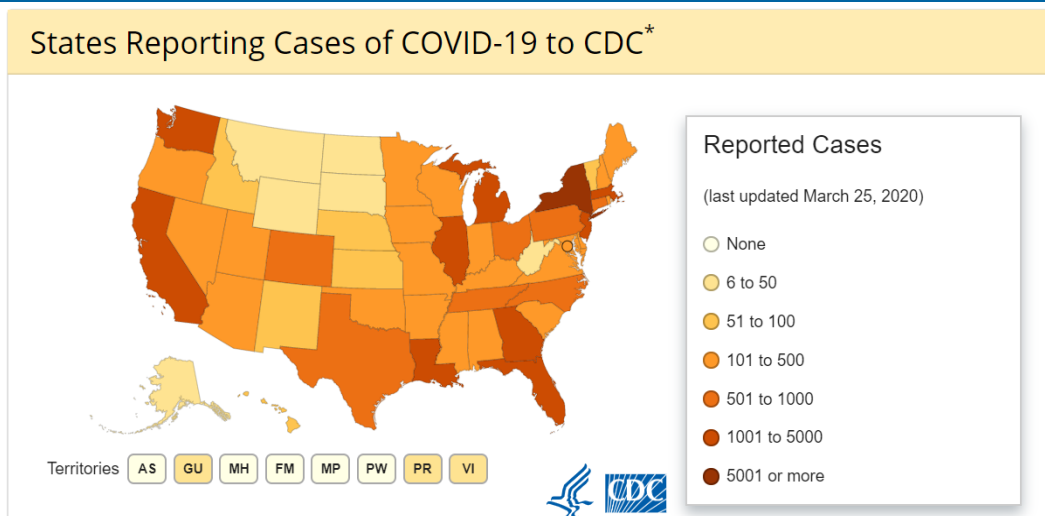
President Trump said he would like to reopen the U.S. economy by Easter.

The National Indian Health Board, along with its partners, is convening a second Tribal Leader Town Hall tomorrow, March 26, 12:00 – 1:30 pm EST to discuss the third phase of COVID-19 stimulus legislation that the Senate is expected to pass today.

The California Area Indian Health Service (IHS) reports that 9 California IHS patients have tested positive for COVID-19.

The total number of cases in the U.S. increased from 44,183 as reported on Tuesday 3/24/2020 to 54,453 reported today. The number of deaths increased from 544 to 737.

UNITED STATES



COVID-19: U.S. at a Glance*

- Total cases: 54,453
- Total deaths: 737
- Jurisdictions reporting cases: 54 (50 states, District of Columbia, Puerto Rico, Guam, and US Virgin Islands)

* Data include both confirmed and presumptive positive cases of COVID-19 reported to CDC or tested at CDC since January 21, 2020, with the exception of testing results for persons repatriated to the United States from Wuhan, China and Japan. State and local public health departments are now testing and publicly reporting their cases. In the event of a discrepancy between CDC cases and cases reported by state and local public health officials, data reported by states should be considered the most up to date.

Public Health Laboratory Testing

As of the evening of March 24, the total number of public health laboratories (PHL) that have completed verification and are offering testing is 92. This includes one or more PHL in 50 states plus DC, Guam and Puerto Rico.

CALIFORNIA

As of March 24, 2020, 2 p.m. Pacific Daylight Time, there are a total of 2,535 positive cases and 40 deaths in California (including one non-California resident).

- 707: Community-acquired cases
- 1,828: Cases acquired through person-to-person transmission, travel (including cruise ship passengers), repatriation, or under investigation.
 - o This includes 35 health care workers

Ages of all confirmed positive cases:

- Age 0-17: 37 cases
- Age 18-49: 1,278 cases
- Age 50-64: 638 cases
- Age 65 and older: 562 cases
- Unknown: 20 cases

Gender of all confirmed positive cases:

- Female: 1,117 cases
- Male: 1,389 cases
- Unknown: 29 cases

In order to better focus public health resources on the changing needs of California communities, beginning on March 18, the state is no longer collecting information about California travelers returning from countries that have confirmed COVID-19 outbreaks. Community transmission of COVID-19 has been identified in California since late February, and since early March, most of the confirmed cases in the state were not related to travel outside of the United States.

Twenty-two public health labs in California are testing samples for COVID-19. These labs include the California Department of Public Health's Laboratory in Richmond, Alameda, Contra Costa, Humboldt, Long Beach, Los Angeles, Monterey, Napa-Solano-Yolo-Marin (located in Solano), Orange, Riverside, Sacramento, San Bernardino, San Diego, San Francisco, San Joaquin, San Luis Obispo, San Mateo, Santa Clara, Shasta, Sonoma, Tulare and Ventura County public health laboratories. The Richmond Laboratory will provide diagnostic testing within a 48-hour turnaround time. This means California public health officials will get test results sooner, so that patients will get the best care.



INDIAN HEALTH SERVICE CALIFORNIA AREA

The Indian Health Service (IHS) California Area as of 03/25/2020 reports that 151 IHS patients in the California Area have been tested for COVID-19. Of these 9 patients have tested positive for COVID-19 and 54 have tested negative for COVID-19.

If you have any questions or concerns please contact:

Vanesscia Cresci at Vcresci@crihb.org or Aurimar Ayala at Aayala@crihb.org

CONFIRMED CASES AND DEATHS BY COUNTY

CURRENT AS OF 12PM ON MARCH 25, 2020



Counties/Locations
with Community
Transmission (n=37)

1. Alameda
2. Butte
3. Contra Costa
4. City of Berkeley
5. City of Long Beach
6. City of Pasadena
7. Fresno
8. Humbolt
9. Kern
10. Marin
11. Mendocino
12. Mono
13. Monterey
14. Napa
15. Nevada
16. Orange
17. Riverside
18. Sacramento
19. San Benito
20. San Bernardino
21. San Diego
22. San Francisco
23. San Joaquin
24. San Luis Obispo
25. San Mateo
26. Santa Barbara
27. Santa Cruz
28. Santa Clara
29. Shasta
30. Siskiyou
31. Solano
32. Sonoma
33. Stanislaus
34. Tulare
35. Ventura
36. Yolo
37. Yuba

Counties with Reported
Deaths (n=16)



- | | |
|-------------------|-------------------|
| 1. Alameda | 9. San Diego |
| 2. Contra Costa | 10. San Francisco |
| 3. Los Angeles | 11. San Joaquin |
| 4. Placer | 12. San Mateo |
| 5. Riverside | 13. Santa Clara |
| 6. Sacramento | 14. Sonoma |
| 7. San Bonito | 15. Ventura |
| 8. San Bernardino | 16. Yolo |

Confirmed Cases by
County



> 300



> 150 to 300



> 50 to 150

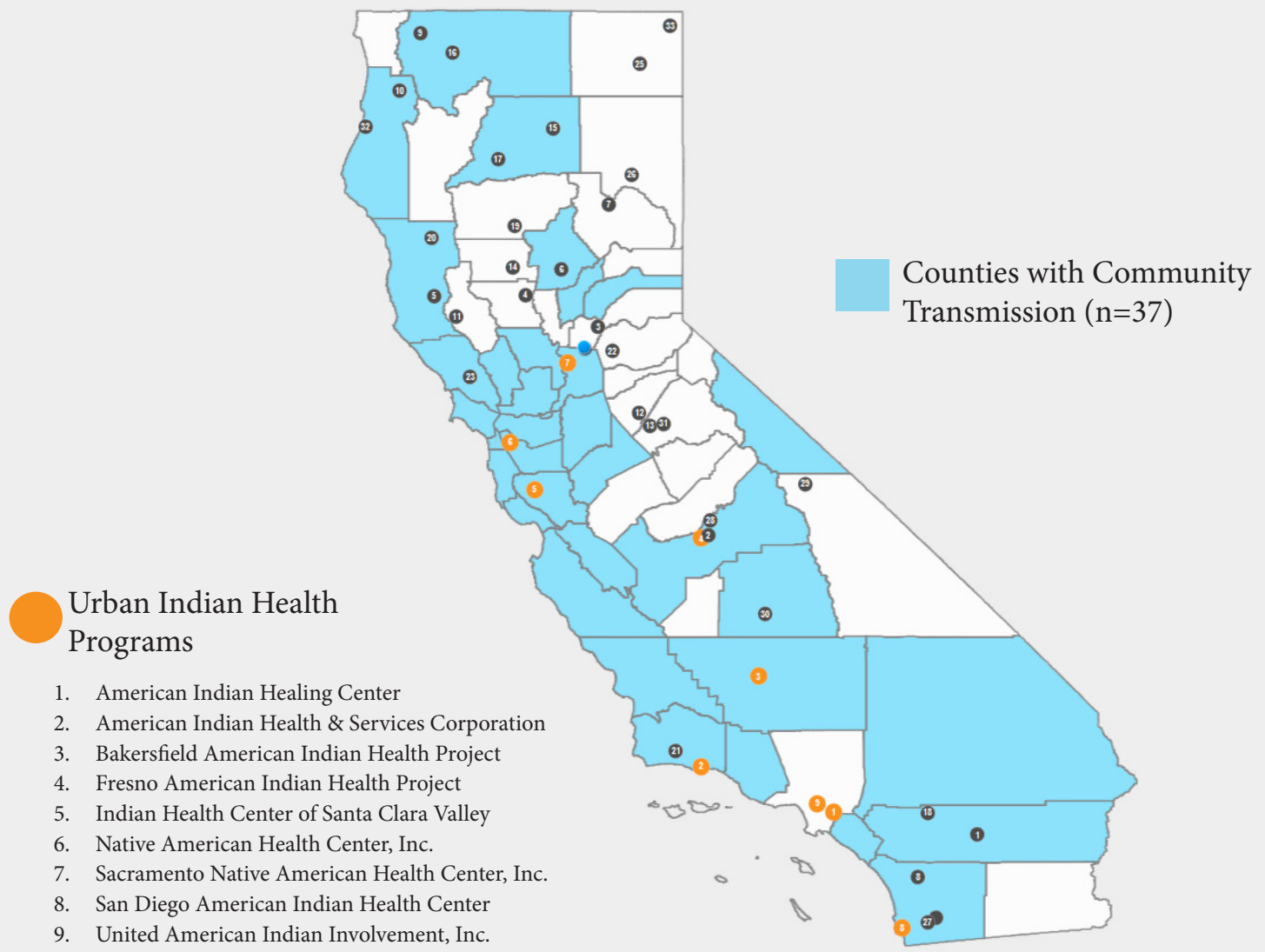


> 0 to 50

Note: County-level case and death counts are reported based on data found on county websites. Some case counts include presumptive cases.

COUNTIES WITH COMMUNITY TRANSMITTED CASES

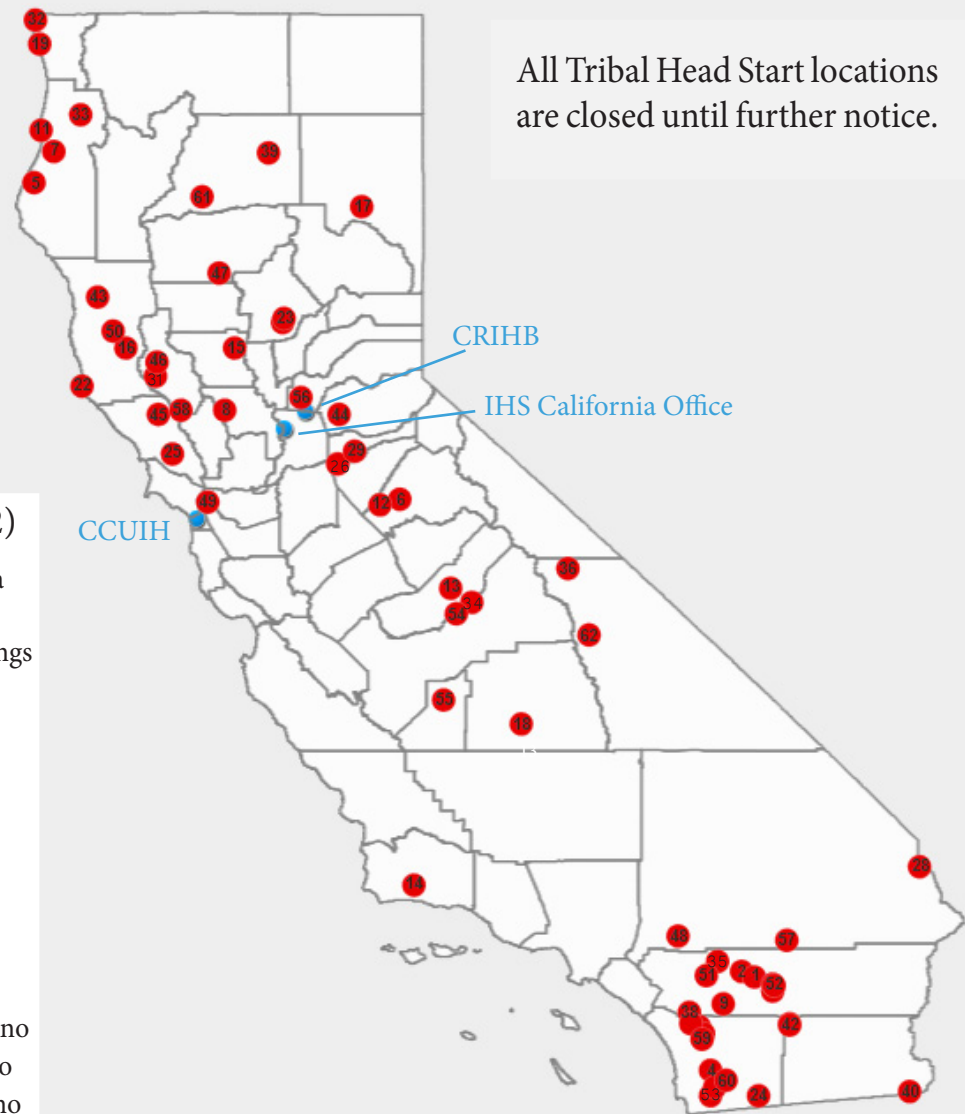
BY URBAN INDIAN HEALTH PROGRAMS AND TRIBAL HEALTH PROGRAMS



Tribal Health Programs

1. Cabazon Band of Mission Indians
2. Central Valley Indian Health, Inc.
3. Chapa-De Indian Health Program, Inc.
4. Colusa Indian Health Community Council
5. Consolidated Tribal Health Project, Inc.
6. Feather River Tribal Health, Inc.
7. Greenville Rancheria Tribal Health Program
8. Indian Health Council, Inc.
9. Karuk Tribal Health & Human Services Program
10. K'ima:w Medical Center
11. Lake County Tribal Health Consortium, Inc.
12. MACT Health Board, Inc.
13. Mathiesen Memorial Health Clinic
14. Northern Valley Indian Health, Inc.
15. Pit River Health Service, Inc.
16. Anay Tribal Health Clinic
17. Redding Rancheria Tribal Health Center
18. Riverside-San Bernardino County Indian Health, Inc.
19. Rolling Hills Clinic
20. Round Valley Indian Health Center, Inc.
21. Santa Ynez Tribal Health Clinic
22. Shingle Springs Tribal Health Program
23. Sonoma County Indian Health Project, Inc.
24. Southern Indian Health Council, Inc.
25. Strong Family Health Center
26. Susanville Indian Rancheria
27. Sycuan Band of the Kumeyaay Nation
28. Table Mountain Rancheria Medical Center
29. Toiyabe Indian Health Project, Inc.
30. Tule River Indian Health Center, Inc.
31. Tuolumne Me-Wuk Indian Health Center
32. United Indian Health Service, Inc.
33. Warner Mountain Indian Health Program

CLOSURES: TRIBAL HEAD STARTS AND TRIBAL CASINOS




Casino Closures (n=62)

1. Agua Caliente Resort Casino Spa Rancho Mirage
2. Agua Caliente Casino Palm Springs
3. Augustine Casino
4. Barona Valley Ranch Resort and Casino
5. Bear River Casino
6. Black Oak Casino
7. Blue Lake Casino
8. Cache Creek Casino Resort
9. Cahuilla Creek Casino
10. Casino Pauma
11. Cher-Ae Heights Bingo and Casino
12. Chicken Ranch Bingo and Casino
13. Chukchansi Gold Resort & Casino
14. Chumash Casino Resort
15. Colusa Casino Resort
16. Coyote Valley Casino
17. Diamond Mountain Casino
18. Eagle Mountain Casino
19. Elk Valley Casino
20. Fantasy Springs Resort and Casino
21. Feather Falls Casino
22. Garcia River Casino
23. Gold Country Casino and Hotel
24. Golden Acorn Casino
25. Graton Resort & Casino
26. Harrah's Northern California
27. Harrah's Resort Southern California
28. Havasu Landing Resort and Casino
29. Jackson Rancheria Casino
30. Jamul Casino
31. Konocti Vista Casino and Bingo
32. Lucky 7 Casino
33. Lucky Bear Casino
34. Mono Wind Casino
35. Morongo Casino, Resort & Spa
36. Paiute Palace Casino
37. Pala Casino Resort and Spa
38. Pechanga Resort and Casino
39. Pit River Casino
40. Quechan Resort Casino
41. Rain Rock Casino
42. Red Earth Casino
43. Red Fox Casino
44. Redhawk Casino
45. River Rock Casino
46. Robinson Rancheria Resort & Casino
47. Rolling Hills Casino
48. San Manuel Indian Bingo & Casino
49. San Pablo Lytton Casino
50. Sherwood Casino
51. Soboba Casino
52. Spotlight 29 Casino
53. Sycuan Resort and Casino
54. Table Mountain Casino
55. Tachi Palace Hotel and Casino
56. Thunder Valley Casino Resort
57. Tortoise Rock Casino
58. Twin Pine Casino
59. Valley View Casino
60. Viejas Casino
61. Win-River Casino
62. Winnemumma Winn's Casino

TRIBAL “STATE OF EMERGENCY” DECLARATIONS

If you would like to report a Tribal State of Emergency Declaration or a confirmed case of COVID-19 on tribal lands, please contact Vanessa Cresci (vcresci@crihb.org) or Aurimar Ayala (aayala@crihb.org).



 Tribes Issuing “Shelter in Place” Order (n=3)

18. Hoopa Valley Tribe

39. Tule River Tribe

44. Wiyot Tribe



Tribes Declaring a State of Emergency (n=46)

- | | | |
|--|--|---|
| 1. Agua Caliente Band of Cahuilla Indians | 16. Fort Mojave Indian Tribe | 32. San Pasqual Band of Mission Indians |
| 2. Bear River Band of Rohnerville Rancheria | 17. Habematolel Pomo of Upper Lake Tribe | 33. Santa Ynez Band of Chumash Indians |
| 3. Big Pine Paiute Tribe | 18. Hoopa Valley Tribe | 34. Shingle Springs Band of Miwok Indians |
| 4. Big Valley Band of Pomo Indians | 19. Iipay Nation of Santa Ysabel | 35. Susanville Indian Rancheria |
| 5. Bishop Paiute Tribe | 20. Jamul Indian Village | 36. Table Mountain Rancheria |
| 6. Blue Lake Rancheria | 21. La Jolla Band of Luiseno Indians | 37. Tolowa Dee-Ni' Nation |
| 7. Buena Vista Rancheria | 22. Karuk Tribe | 38. Torres Martinez Desert Cahuilla Indians |
| 8. Cahto Tribe | 23. Mesa Grande Band of Diegueno Mission Indians | 39. Tule River Tribe |
| 9. Chemehuevi Indian Tribe | 24. Middletown Rancheria of Pomo Indians of California | 40. Tuolumne Bank of Me-Wuk Indians |
| 10. Cher-Ae Heights Indian Community of the Trinidad Rancheria | 25. Morongo Band of Mission Indians | 41. Twenty-Nine Palms Band of Mission Indians |
| 11. Chicken Ranch Rancheria of Me-Wuk Indians of California | 26. Pechanga Band of Luiseno Indians | 42. Viejas Band of Kumeyaay Indians |
| 12. Colorado River Indian Tribes | 27. Pit River Tribe | 43. Wilton Rancheria |
| 13. Coyote Valley Band of Pomo Indians | 28. Redding Rancheria | 44. Wiyot Tribe |
| 14. Dry Creek Rancheria Band of Pomo Indians | 29. Resighini Rancheria | 45. Yocha Dehe Wintun Nation |
| 15. Elk Valley Rancheria | 30. Rincon Band of Luiseno Indians | 46. Yurok Tribe |
| | 31. San Manuel Band of Mission Indians | |

California Counties COVID-19 Response


Click the color dots
on the map
for county information

Governor Newsom Issued Statewide Stay At Home Executive Order March 19, 2020

[Click here to read the Executive Order](#)



Emergency Declarations
(36 Counties)



Emergency Declarations and
Shelter in Place /Safer at Home
Orders
(20 Counties)



www.counties.org

*Data is based on official documents,
county correspondence with CSAC and media reports.
Links to official documents are provided when available.*

Updated 10:18 am
March 20, 2020