

DAILY HIGHLIGHTS

The World Health Organization said on Tuesday 3/24/2020 that the United States could become the global epicenter of the coronavirus pandemic.

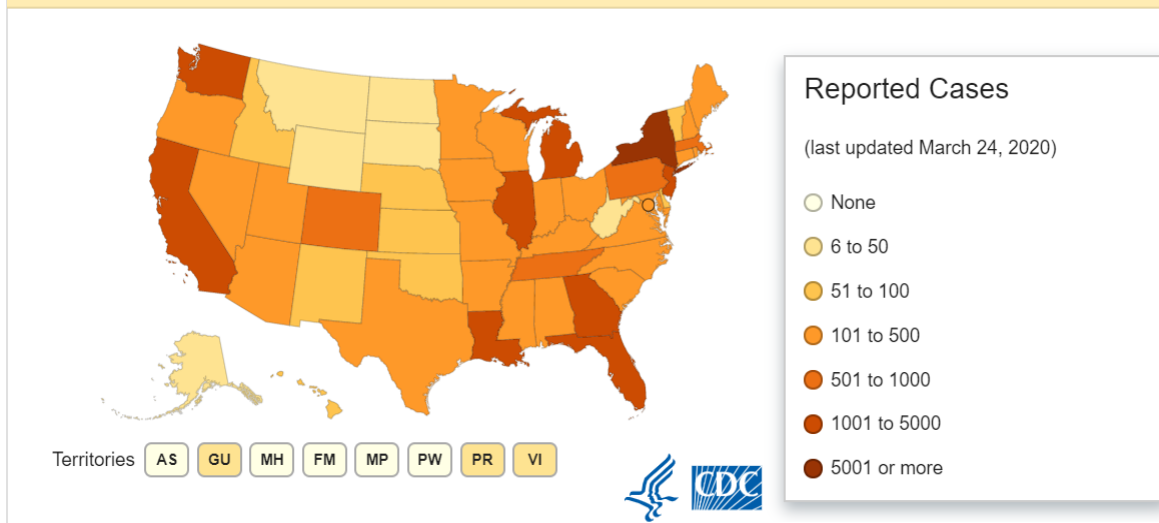
The U.S. Senate appears to be nearing a deal on a \$2 trillion stimulus package to help American workers survive the pandemic.

The coronavirus outbreak in the US continues to grow, large-scale testing has started to be rolled out in several states.

The total number of cases in the U.S. increased from 33,404 as reported on Monday 3/23/2020 to 44,183 reported today. The number of deaths increased from 400 to 544.

UNITED STATES

States Reporting Cases of COVID-19 to CDC*



COVID-19: U.S. at a Glance*

- Total cases: 44,183
- Total deaths: 544
- Jurisdictions reporting cases: 54 (50 states, District of Columbia, Puerto Rico, Guam, and US Virgin Islands)

* Data include both confirmed and presumptive positive cases of COVID-19 reported to CDC or tested at CDC since January 21, 2020, with the exception of testing results for persons repatriated to the United States from Wuhan, China and Japan. State and local public health departments are now testing and publicly reporting their cases. In the event of a discrepancy between CDC cases and cases reported by state and local public health officials, data reported by states should be considered the most up to date.

Public Health Laboratory Testing

As of the evening of March 23, the total number of public health laboratories that have completed verification and are offering testing is 91. This includes one or more PHL in 50 states plus DC, Guam and Puerto Rico.

CALIFORNIA

As of March 23, 2020, 2 p.m. Pacific Daylight Time, there are a total of 2,102 positive cases and 40 deaths (increase occurred over a period of two days) in California (including one non-California resident).

- 531: Community-acquired cases
- 1,571: Cases acquired through person-to-person transmission, travel (including cruise ship passengers), repatriation, or under investigation.

- o This includes 31 health care workers

Ages of all confirmed positive cases:

- Age 0-17: 28 cases
- Age 18-49: 970 cases
- Age 50-64: 493 cases
- Age 65 and older: 449 cases
- Unknown: 162 cases

Gender of all confirmed positive cases:

- Female: 843 cases
- Male: 1,081 cases
- Unknown: 178 cases

In order to better focus public health resources on the changing needs of California communities, beginning on March 18, the state is no longer collecting information about California travelers returning from countries that have confirmed COVID-19 outbreaks. Community transmission of COVID-19 has been identified in California since late February, and since early March, most of the confirmed cases in the state were not related to travel outside of the United States.

Twenty-two public health labs in California are testing samples for COVID-19. These labs include the California

Department of Public Health's Laboratory in Richmond, Alameda, Contra Costa, Humboldt, Long Beach, Los Angeles, Monterey, Napa-Solano-Yolo-Marin (located in Solano), Orange, Riverside, Sacramento, San Bernardino, San Diego, San Francisco, San Joaquin, San Luis Obispo, San Mateo, Santa Clara, Shasta, Sonoma, Tulare and Ventura County public health laboratories. The Richmond Laboratory will provide diagnostic testing within a 48-hour turnaround time. This means California public health officials will get test results sooner, so that patients will get the best care.

LOCAL HEALTH JURISDICTIONS REPORTING COMMUNITY TRANSMISSION OF NOVEL CORONAVIRUS (COVID-19)



As of March 21, 2020

TRIBAL HEALTH PROGRAMS

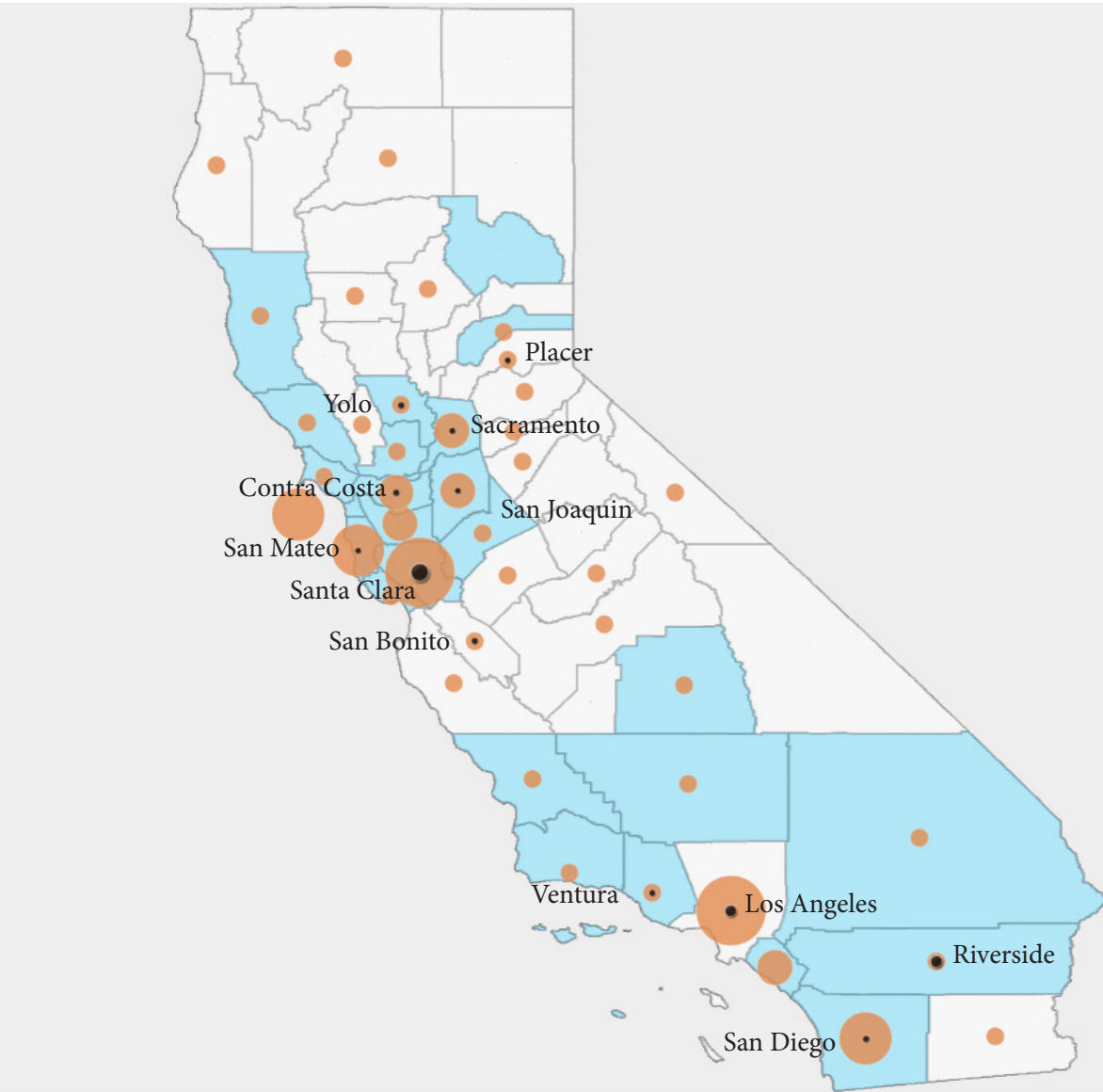
The Indian Health Service (IHS) California Area as of 03/22/2020 reports that 87 IHS patients in the California Area have been tested for COVID-19. Of these, 3 patients have tested positive for COVID-19 and 22 have tested negative for COVID-19.

If you have any questions or concerns please contact:

Vanesscia Cresci at Vcresci@crihb.org or Aurimar Ayala at Aayala@crihb.org

CONFIRMED CASES AND DEATHS BY COUNTY

CURRENT AS OF 12PM ON MARCH 24, 2020



Counties with Reported Deaths (n=12)

-

 1. Los Angeles
 2. Contra Costa
 3. Placer
 4. Riverside
 5. Sacramento
 6. San Bonito
 7. San Diego
 8. San Joaquin
 9. San Mateo
 10. Santa Clara
 11. Ventura
 12. Yolo

Confirmed Cases by County

- > 300
- > 150 to 300
- > 50 to 150
- > 0 to 50

Counties/Locations with Community Transmission

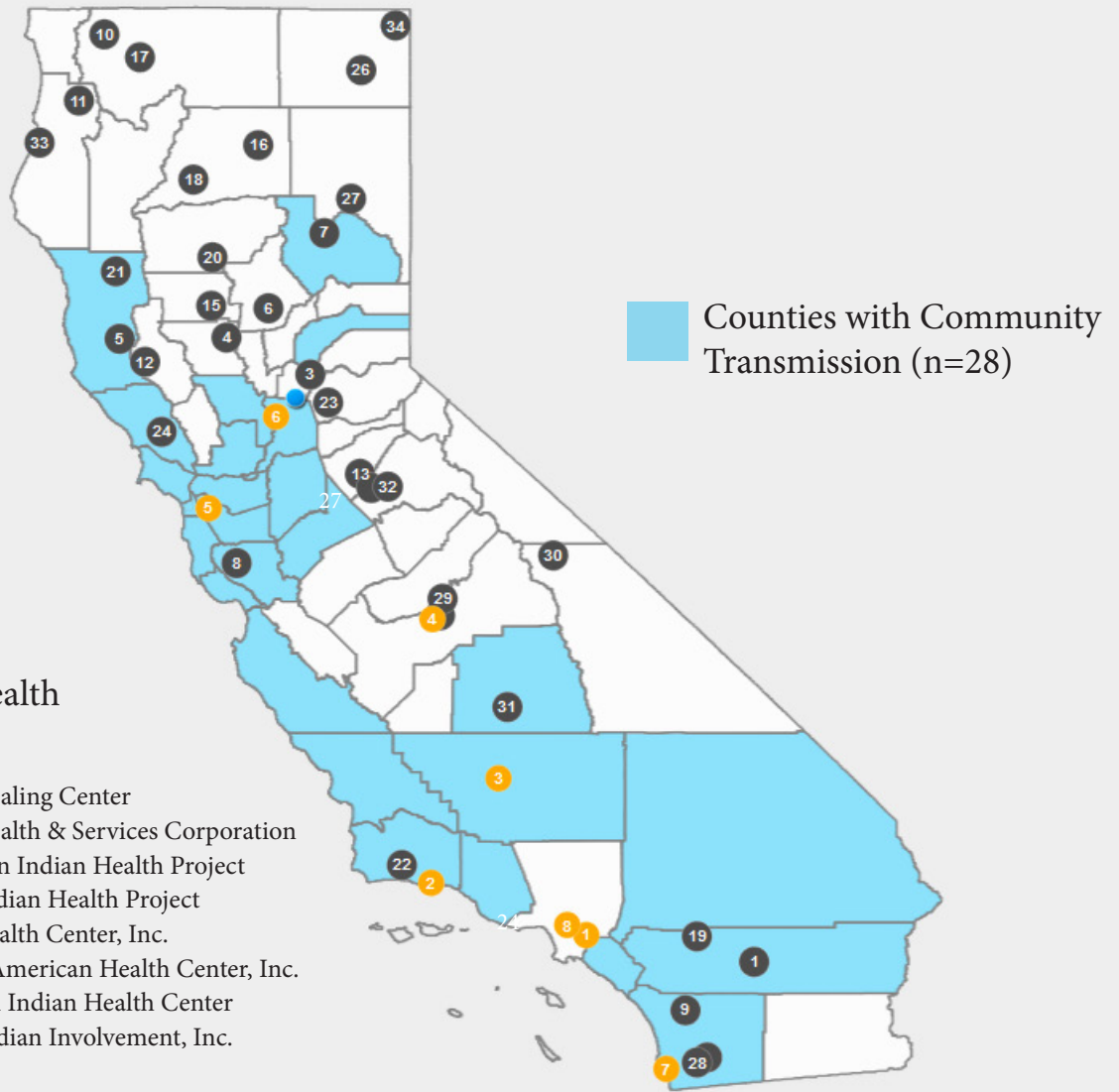
-

 1. Alameda
 2. Contra Costa
 3. City of Berkeley
 4. City of Long Beach
 5. City of Pasadena
 6. Kern
 7. Marin
 8. Mendocino
 9. Orange
 10. Plumas
 11. Riverside
 12. Sacramento
 13. San Bernardino
 14. San Diego
 15. San Francisco
 16. San Joaquin
 17. Santa Barbara
 18. Santa Cruz
 19. Santa Clara
 20. San Luis Obispo
 21. San Mateo
 22. Solano
 23. Stanislaus
 24. Tulare
 25. Sonoma
 26. Solano
 27. Ventura
 28. Yolo

Note: County-level case and death counts are reported based on data found on county websites. Some case counts include presumptive cases.

COUNTIES WITH COMMUNITY TRANSMITTED CASES

BY URBAN INDIAN HEALTH PROGRAMS AND TRIBAL HEALTH PROGRAMS



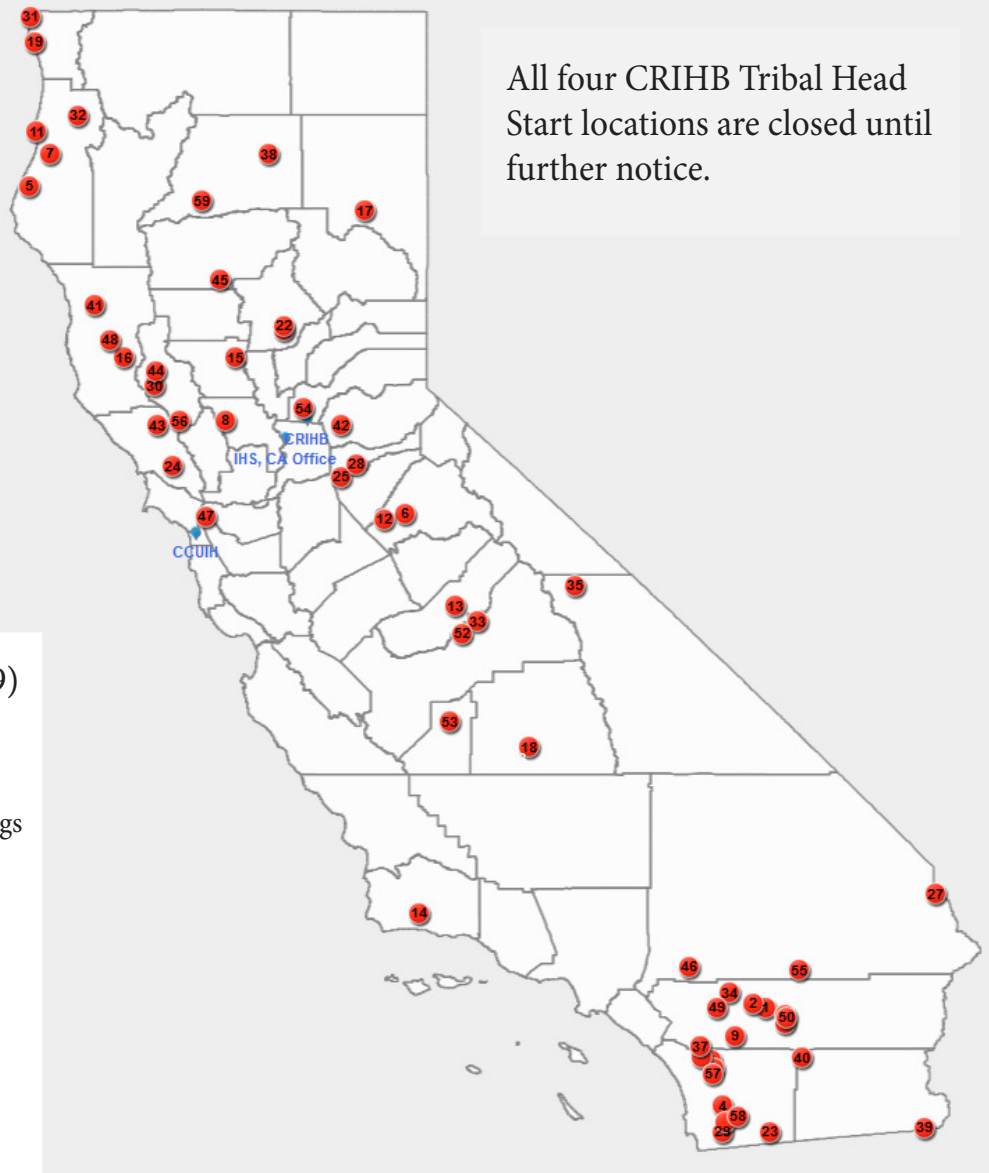
Urban Indian Health Programs

1. American Indian Healing Center
2. American Indian Health & Services Corporation
3. Bakersfield American Indian Health Project
4. Fresno American Indian Health Project
5. Native American Health Center, Inc.
6. Sacramento Native American Health Center, Inc.
7. San Diego American Indian Health Center
8. United American Indian Involvement, Inc.

Tribal Health Programs

- | | |
|---|---|
| <ol style="list-style-type: none"> 1. Cabazon Band of Mission Indians 2. Central Valley Indian Health, Inc. 3. Chapa-De Indian Health Program, Inc. 4. Colusa Indian Health Community Council 5. Consolidated Tribal Health Project, Inc. 6. Feather River Tribal Health, Inc. 7. Greenville Rancheria Tribal Health Program 8. Indian Health Center of Santa Clara Valley 9. Indian Health Council, Inc. 10. Karuk Tribal Health & Human Services Program 11. K'ima:w Medical Center 12. Lake County Tribal Health Consortium, Inc. 13. MACT Health Board, Inc. 14. Mathiesen Memorial Health Clinic 15. Northern Valley Indian Health, Inc. 16. Pit River Health Service, Inc. 17. Anav Tribal Health Clinic | <ol style="list-style-type: none"> 18. Redding Rancheria Tribal Health Center 19. Riverside-San Bernardino County Indian Health, Inc. 20. Rolling Hills Clinic 21. Round Valley Indian Health Center, Inc. 22. Santa Ynez Tribal Health Clinic 23. Shingle Springs Tribal Health Program 24. Sonoma County Indian Health Project, Inc. 25. Southern Indian Health Council, Inc. 26. Strong Family Health Center 27. Susanville Indian Rancheria 28. Sycuan Band of the Kumeyaay Nation 29. Table Mountain Rancheria Medical Center 30. Toiyabe Indian Health Project, Inc. 31. Tule River Indian Health Center, Inc. 32. Tuolumne Me-Wuk Indian Health Center 33. United Indian Health Service, Inc. 34. Warner Mountain Indian Health Program |
|---|---|

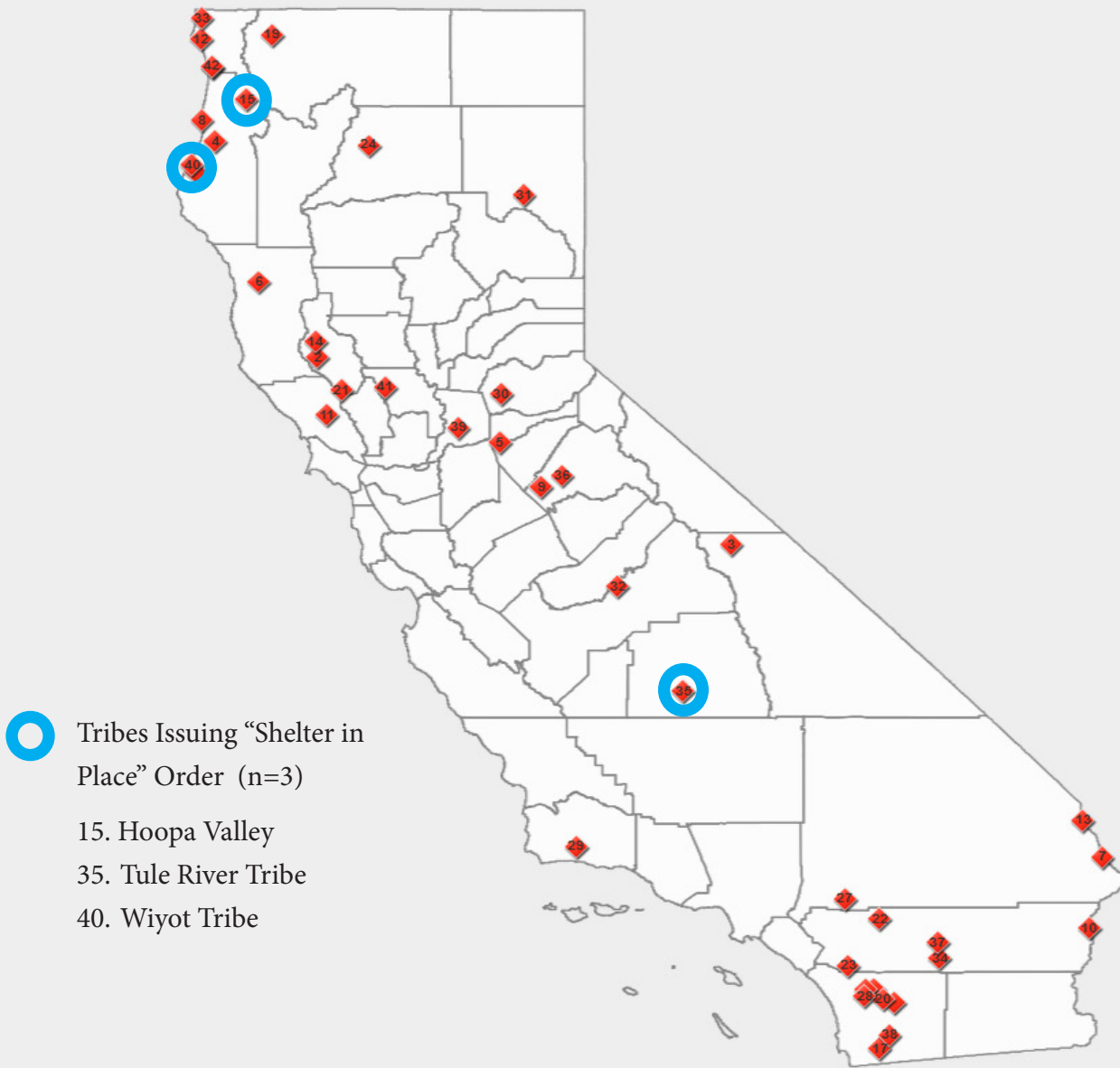
CLOSURES: TRIBAL HEAD STARTS AND TRIBAL CASINOS



Casino Closures (n=59)

1. Agua Caliente Resort Casino Spa Rancho Mirage
2. Agua Caliente Casino Palm Springs
3. Augustine Casino
4. Barona Valley Ranch Resort and Casino
5. Bear River Casino
6. Black Oak Casino
7. Blue Lake Casino
8. Cache Creek Casino Resort
9. Cahuilla Creek Casino
10. Casino Pauma
11. Cher-Ae Heights Bingo and Casino
12. Chicken Ranch Bingo and Casino
13. Chukchansi Gold Resort & Casino
14. Chumash Casino Resort
15. Colusa Casino Resort
16. Coyote Valley Casino
17. Diamond Mountain Casino
18. Eagle Mountain Casino
19. Elk Valley Casino
20. Fantasy Springs Resort and Casino
21. Feather Falls Casino
22. Gold Country Casino and Hotel
23. Golden Acorn Casino
24. Graton Resort & Casino
25. Harrah's Northern California
26. Harrah's Resort Southern California
27. Havasu Landing Resort and Casino
28. Jackson Rancheria Casino
29. Jamul Casino
30. Konocti Vista Casino and Bingo
31. Lucky 7 Casino
32. Lucky Bear Casino
34. Morongo Casino, Resort & Spa
35. Paiute Palace Casino
36. Pala Casino Resort and Spa
37. Pechanga Resort and Casino
38. Pit River Casino
39. Quechan Resort Casino
40. Red Earth Casino
41. Red Fox Casino
42. Redhawk Casino
43. River Rock Casino
44. Robinson Rancheria Resort & Casino
45. Rolling Hills Casino
46. San Manuel Indian Bingo & Casino
47. San Pablo Lytton Casino
48. Sherwood Casino
49. Soboba Casino
50. Spotlight 29 Casino
51. Sycuan Resort and Casino
52. Table Mountain Casino
53. Tachi Palace Hotel and Casino
54. Thunder Valley Casino Resort
55. Tortoise Rock Casino
56. Twin Pine Casino
57. Valley View Casino
58. Viejas Casino
59. Win-River Casino

TRIBAL “STATE OF EMERGENCY” DECLARATIONS



○ Tribes Issuing “Shelter in Place” Order (n=3)

- 15. Hoopa Valley
- 35. Tule River Tribe
- 40. Wiyot Tribe



Tribes Declaring a State of Emergency (n=42)

- | | | |
|---|--|---|
| 1. Bear River Band of Rohnerville Rancheria | 14. Habematolel Pomo of Upper Lake Tribe | 28. San Pasqual Band of Mission Indians |
| 2. Big Valley Band of Pomo Indians | 15. Hoopa Valley Tribe | 29. Santa Ynez Band of Chumash Indians |
| 3. Bishop Paiute Tribe | 16. Iipay Nation of Santa Ysabel | 30. Shingle Springs Band of Miwok Indians |
| 4. Blue Lake Rancheria | 17. Jamul Indian Village | 31. Susanville Indian Rancheria |
| 5. Buena Vista Rancheria | 18. La Jolla Band of Luiseno Indians | 32. Table Mountain Rancheria |
| 6. Cahto Tribe | 19. Karuk Tribe | 33. Tolowa Dee-Ni’ Nation |
| 7. Chemehuevi Indian Tribe | 20. Mesa Grande Band of Diegueno Mission Indians | 34. Torres Martinez Desert Cahuilla Indians |
| 8. Cher-Ae Heights Indian Community of the Trinidad Rancheria | 21. Middletown Rancheria of Pomo Indians of California | 35. Tule River Tribe |
| 9. Chicken Ranch Rancheria of Me-Wuk Indians of California | 22. Morongo Band of Mission Indians | 36. Tuolumne Bank of Me-Wuk Indians |
| 10. Colorado River Indian Tribes | 23. Pechanga Band of Luiseno Indians | 37. Twenty-Nine Palms Band of Mission Indians |
| 11. Dry Creek Rancheria Band of Pomo Indians | 24. Pit River Tribe | 38. Viejas Band of Kumeyaay Indians |
| 12. Elk Valley Rancheria | 25. Resighini Rancheria | 39. Wilton Rancheria |
| 13. Fort Mojave Indian Tribe | 26. Rincon Band of Luiseno Indians | 40. Wiyot Tribe |
| | 27. San Manuel Band of Mission Indians | 41. Yocha Dehe Wintun Nation |
| | | 42. Yurok Tribe |

California Counties COVID-19 Response

Click the color dots
on the map
for county information



Emergency Declarations
(38 Counties)



Emergency Declarations
and Shelter in Place Orders
(17 Counties)



San Luis Obispo County: Shelter in Place
Order effective 5 pm 3/19/20



Sacramento County: Stay at Home
Order effective 11:59 pm 3/19/20

FOR ADULTS
AGE 75+

