

DAILY HIGHLIGHTS

President Trump said Friday 3/20/2020 he will trigger emergency war powers to accelerate the production of medical supplies to fight the coronavirus pandemic.

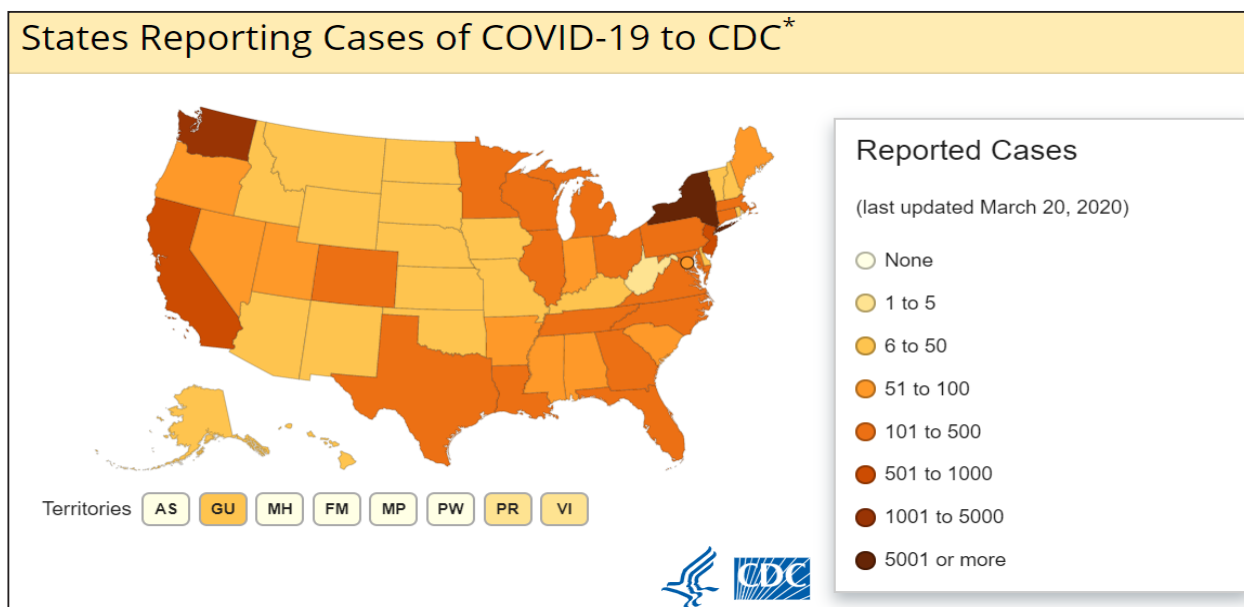
The State Department on Thursday 3/19/2020 raised its travel advisory to the highest level, telling Americans to avoid international travel and calling for anyone who is abroad to return home or prepare to shelter where they are.

The number of coronavirus deaths around the world has surpassed 10,000, with more than 240,000 people infected with the disease.

California Gov. Gavin Newsom announced a statewide order for people to stay at home.

If you compare the numbers provided previously with the numbers provided today, you will see most numbers continue to increase. For example, the total number of cases in the U.S. went from 10,442 yesterday to 15,219 today.

UNITED STATES



COVID-19: U.S. at a Glance*

- Total cases: 15,219
- Total deaths: 201
- Jurisdictions reporting cases: 54 (50 states, District of Columbia, Puerto Rico, Guam, and US Virgin Islands)

* Data include both confirmed and presumptive positive cases of COVID-19 reported to CDC or tested at CDC since January 21, 2020, with the exception of testing results for persons repatriated to the United States from Wuhan, China and Japan. State and local public health departments are now testing and publicly reporting their cases. In the event of a discrepancy between CDC cases and cases reported by state and local public health officials, data reported by states should be considered the most up to date.

Public Health Laboratory Testing

As of the evening of March 19, the total number of public health laboratories that have completed verification and are offering testing is 91. This includes one or more PHL in 50 states plus DC, Guam and Puerto Rico.

CALIFORNIA

As of March 19, 2020, 6 p.m. Pacific Daylight Time, there are a total of 1,006 positive cases and 19 deaths in California (including one non-California resident). This total does not include passengers from the Grand Princess cruise ship currently docked in Oakland.

Ages of all confirmed positive cases:

- Age 0-17: 18 cases
- Age 18-64: 711 cases
- Age 65+: 273 cases
- Unknown: 4 cases

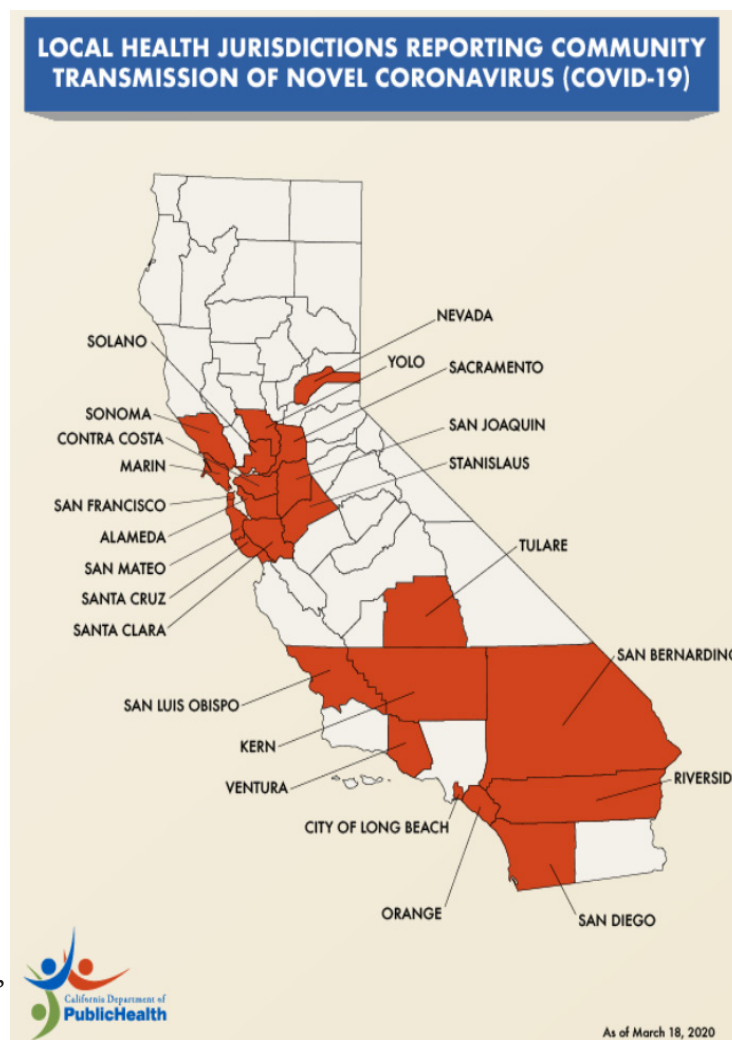
24 – Cases of positive tests related to federal repatriation flights

982 – Cases not related to repatriation flights

- 86 – Travel related
- 108 – Person-to-person acquired
- 266 – Community acquired
- 522 – Under investigation

In order to better focus public health resources on the changing needs of California communities, on March 18, the state is no longer collecting information about California travelers returning from countries that have confirmed COVID-19 outbreaks. Community transmission of COVID-19 has been identified in California since late February, and since early March, most of the confirmed cases in the state were not related to travel outside of the United States.

Twenty-two public health labs in California are testing samples for COVID-19. These labs include the California Department of Public Health's Laboratory in Richmond, Alameda, Contra Costa, Humboldt, Long Beach, Los Angeles, Monterey, Napa-Solano-Yolo-Marin (located in Solano), Orange, Riverside, Sacramento, San Bernardino, San Diego, San Francisco, San Joaquin, San Luis Obispo, San Mateo, Santa Clara, Shasta, Sonoma, Tulare and Ventura County public health laboratories. The Richmond Laboratory will provide diagnostic testing within a 48-hour turnaround time. More public health labs will soon be able to test samples for COVID-19. This means California public health officials will get test results sooner, so that patients will get the best care.



TRIBAL HEALTH PROGRAMS

No confirmed cases of COVID-19 on Tribal lands.

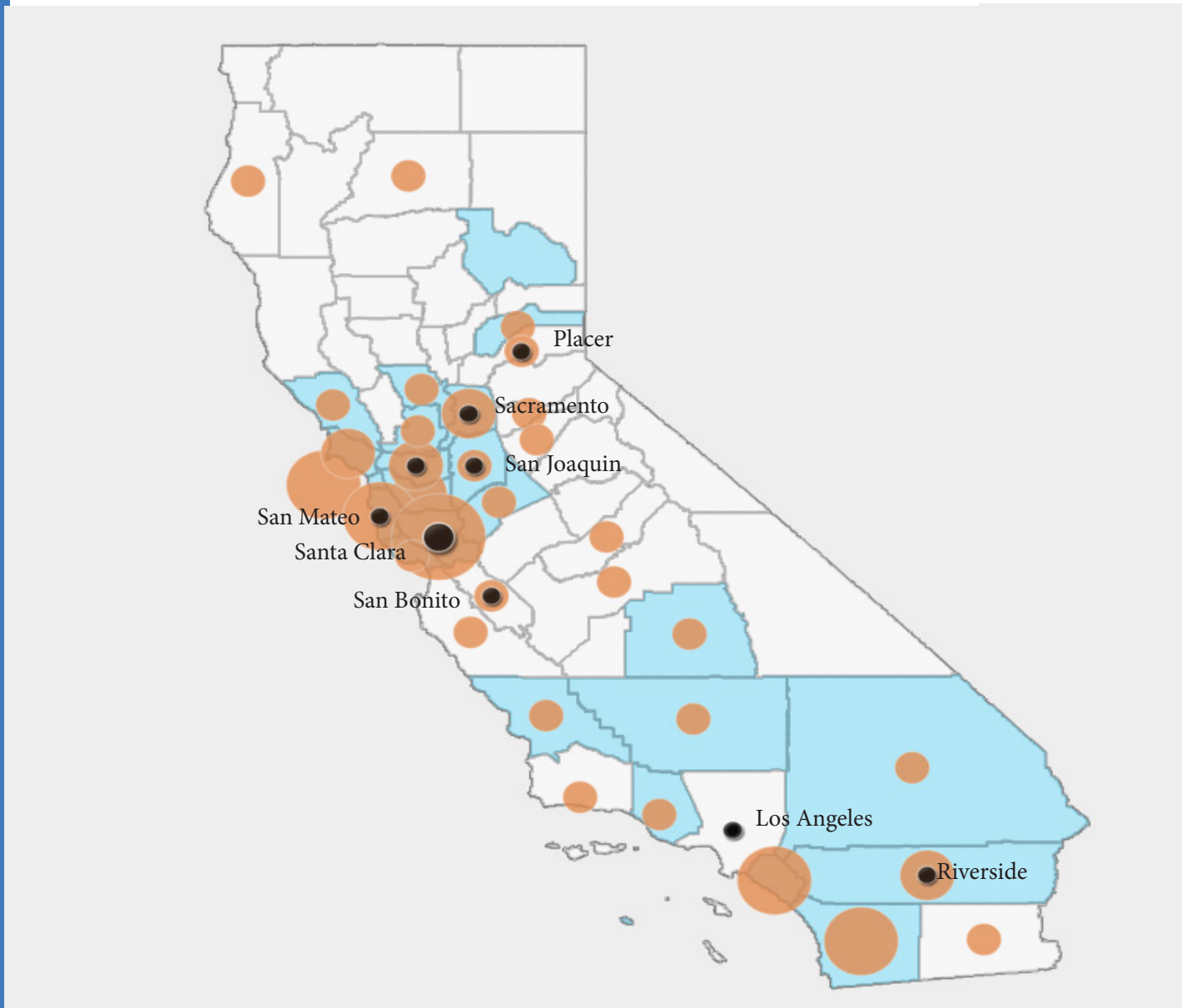
Please view attached maps.

If you have any questions or concerns please contact:

Vanesscia Cresci at Vcresci@crihb.org or Aurimar Ayala at Aayala@crihb.org

CONFIRMED CASES AND DEATHS BY COUNTY

CURRENT AS OF 12PM ON MARCH 20, 2020

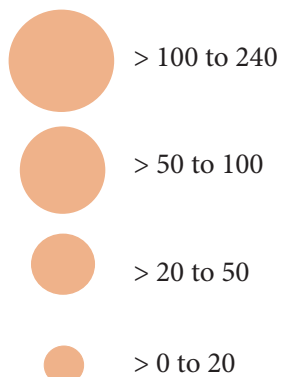


Counties with Reported Deaths (n=9)



1. Los Angeles
2. Contra Costa
3. Placer
4. Riverside
5. Sacramento
6. San Bonito
7. San Joaquin
8. San Mateo
9. Santa Clara

Confirmed Cases by County



Counties with Community Transmission (n=24)

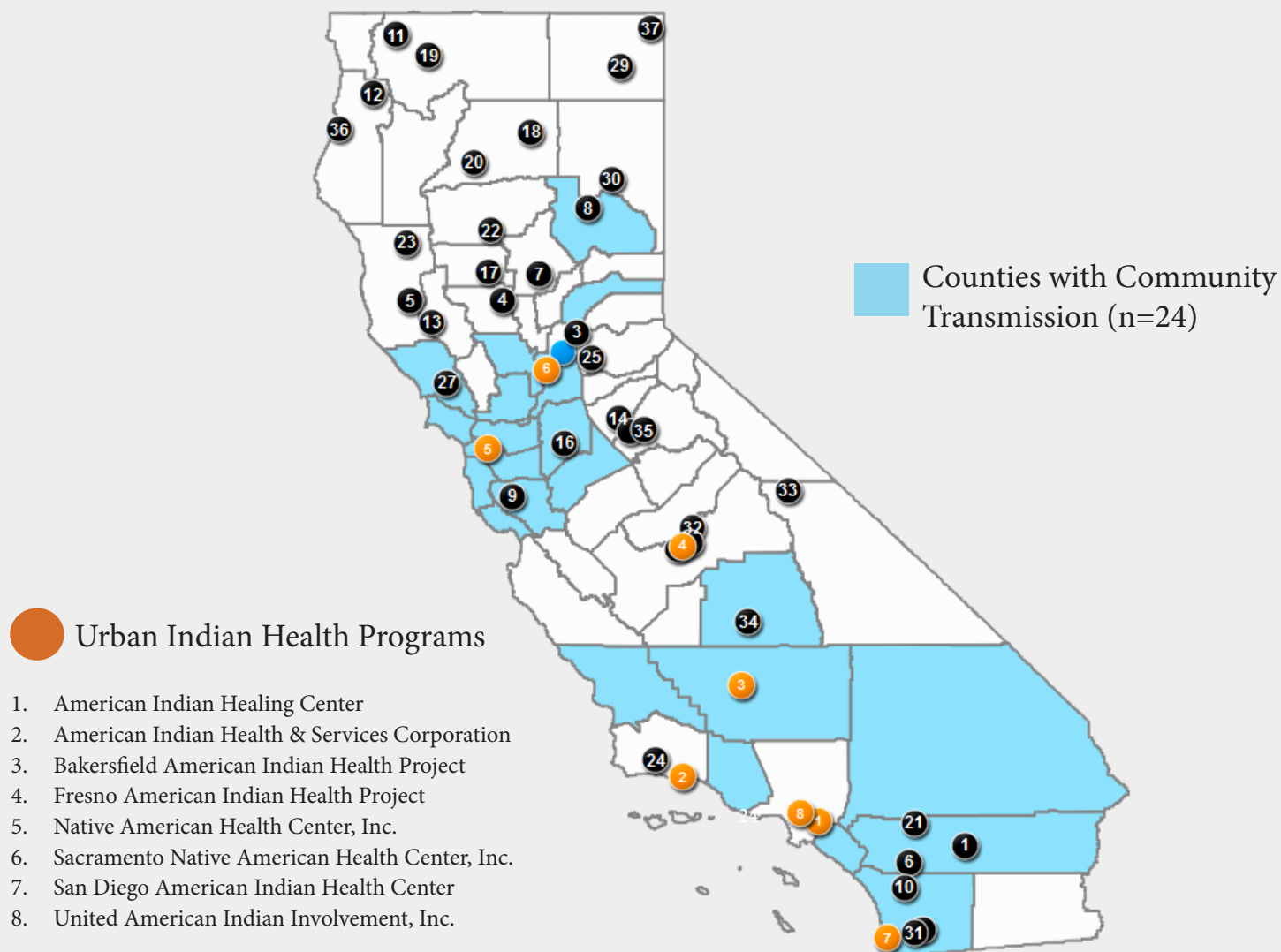


- | | |
|-----------------------|---------------------|
| 1. Alameda | 13. San Joaquin |
| 2. Contra Costa | 14. Santa Cruz |
| 3. City of Long Beach | 15. Santa Clara |
| 4. Kern | 16. San Luis Obispo |
| 5. Marin | 17. San Mateo |
| 6. Orange | 18. Solano |
| 7. Plumas | 19. Stanislaus |
| 8. Riverside | 20. Tulare |
| 9. Sacramento | 21. Sonoma |
| 10. San Bernardino | 22. Solano |
| 11. San Diego | 23. Ventura |
| 12. San Francisco | 24. Yolo |

Note: County-level case and death counts are reported based on data found on county websites. Some case counts include presumptive cases.

COUNTIES WITH COMMUNITY TRANSMITTED CASES

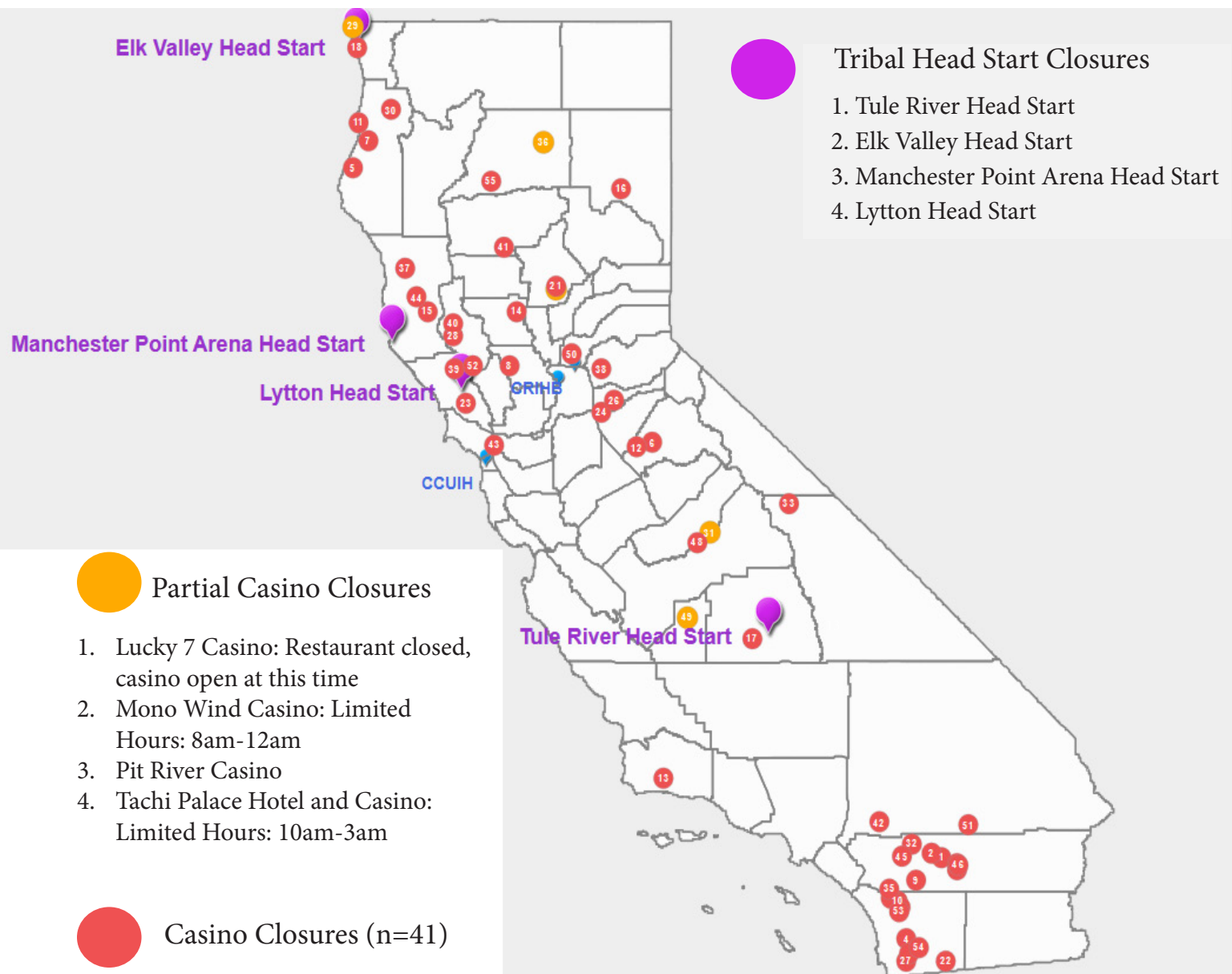
BY URBAN INDIAN HEALTH PROGRAMS AND TRIBAL HEALTH PROGRAMS



Tribal Health Programs

- | | |
|--|---|
| 1. Cabazon Band of Mission Indians | 20. Redding Rancheria Tribal Health Center |
| 2. Central Valley Indian Health, Inc. | 21. Riverside-San Bernardino County Indian Health, Inc. |
| 3. Chapa-De Indian Health Program, Inc. | 22. Rolling Hills Clinic |
| 4. Colusa Indian Health Community Council | 23. Round Valley Indian Health Center, Inc. |
| 5. Consolidated Tribal Health Project, Inc. | 24. Santa Ynez Tribal Health Clinic |
| 6. Desert Sage Youth Wellness Center | 25. Shingle Springs Tribal Health Program |
| 7. Feather River Tribal Health, Inc. | 26. Sierra Tribal Consortium, Inc. |
| 8. Greenville Rancheria Tribal Health Program | 27. Sonoma County Indian Health Project, Inc. |
| 9. Indian Health Center of Santa Clara Valley | 28. Southern Indian Health Council, Inc. |
| 10. Indian Health Council, Inc. | 29. Strong Family Health Center |
| 11. Karuk Tribal Health & Human Services Program | 30. Susanville Indian Rancheria |
| 12. K'ima:w Medical Center | 31. Sycuan Band of the Kumeyaay Nation |
| 13. Lake County Tribal Health Consortium, Inc. | 32. Table Mountain Rancheria Medical Center |
| 14. MACT Health Board, Inc. | 33. Toiyabe Indian Health Project, Inc. |
| 15. Mathiesen Memorial Health Clinic | 34. Tule River Indian Health Center, Inc. |
| 16. Native Directions, Inc. | 35. Tuolumne Me-Wuk Indian Health Center |
| 17. Northern Valley Indian Health, Inc. | 36. United Indian Health Service, Inc. |
| 18. Pit River Health Service, Inc. | 37. Warner Mountain Indian Health Program |
| 19. Anav Tribal Health Clinic | |


CLOSURES: TRIBAL HEAD STARTS AND TRIBAL CASINOS




- | | | |
|--|---|--|
| 1. Agua Caliente Resort Casino Spa Rancho Mirage | 17. Eagle Mountain Casino | 34. Red Fox Casino |
| 2. Agua Caliente Casino Palm Springs | 18. Elk Valley Casino | 35. Redhawk Casino |
| 3. Augustine Casino | 19. Fantasy Springs Resort and Casino | 36. River Rock Casino |
| 4. Barona Valley Ranch Resort and Casino | 20. Feather Falls Casino | 37. Robinson Rancheria Resort & Casino |
| 5. Bear River Casino | 21. Gold Country Casino and Hotel | 38. Rolling Hills Casino |
| 6. Black Oak Casino | 22. Golden Acorn Casino | 39. San Manuel Indian Bingo & Casino |
| 7. Blue Lake Casino | 23. Graton Resort & Casino | 40. San Pablo Lytton Casino |
| 8. Cache Creek Casino Resort | 24. Harrah's Northern California | 41. Sherwood Casino |
| 9. Cahuilla Creek Casino | 25. Harrah's Resort Southern California | 42. Soboba Casino |
| 10. Casino Pauma | 26. Jackson Rancheria Casino | 43. Spotlight 29 Casino |
| 11. Cher-Ae Heights Bingo and Casino | 27. Jamul Casino | 44. Table Mountain Casino |
| 12. Chicken Ranch Bingo and Casino | 28. Konocti Vista Casino and Bingo | 45. Thunder Valley Casino Resort |
| 13. Chumash Casino Resort | 29. Lucky Bear Casino | 46. Tortoise Rock Casino |
| 14. Colusa Casino Resort | 30. Morongo Casino, Resort & Spa | 47. Twin Pine Casino |
| 15. Coyote Valley Casino | 31. Paiute Palace Casino | 48. Valley View Casino |
| 16. Diamond Mountain Casino | 32. Pala Casino Resort and Spa | 49. Viejas |
| | 33. Pechanga Resort and Casino | 50. Win-River Casino |

TRIBAL “STATE OF EMERGENCY” DECLARATIONS



 Tribes Issuing “Shelter in Place” Order (n=1)
1. Wiyot Tribe

 Tribes Declaring a State of Emergency (n=25)


- | | |
|---|---|
| 1. Agua Caliente Band of Cahuilla Indians | 14. Rincon Band of Luiseno Indians |
| 2. Bishop Paiute Tribe | 15. San Manuel Band of Mission Indians |
| 3. Blue Lake Rancheria | 16. Santa Ynez Band of Chumash Indians |
| 4. Buena Vista Rancheria of Me-Wuk Indians | 17. Shingle Springs Band of Miwok Indians |
| 5. Cher-Ae Heights Indian Community of the Trinidad Rancheria | 18. Table Mountain Rancheria |
| 6. Fort Mojave Indian Tribe | 19. Torres Martinez dessert Cahuilla Indians |
| 7. Habematolel Pomo of Upper Lake Tribe | 20. Toulumne Band of Me-Wuk Indians |
| 8. Hoopa Valley | 21. Tule River Tribe |
| 9. Jolla Band of Luiseno Indians | 22. Twenty Nine Palms Band of Mission Indians |
| 10. Karuk Tribe | 23. Wiyot Tribe |
| 11. Middletown Rancheria | 24. Yoca Dehe Wintun Nation |
| 12. Morongo Band of Mission Indians | 25. Yurok Tribe |
| 13. Resighini Rancheria Tribe | |

California Counties COVID-19 Response

Click the color dots
on the map
for county information



Emergency Declarations
(38 Counties)



Emergency Declarations
and Shelter in Place Orders
(17 Counties)



San Luis Obispo County: Shelter in Place
Order effective 5 pm 3/19/20



Sacramento County: Stay at Home
Order effective 11:59 pm 3/19/20

FOR ADULTS
AGE 75+



www.counties.org

*Data is based on official documents,
county correspondence with CSAC and media reports.
Links to official documents are provided when available.*

Updated 1:20 pm
March 19, 2020