

DAILY HIGHLIGHTS

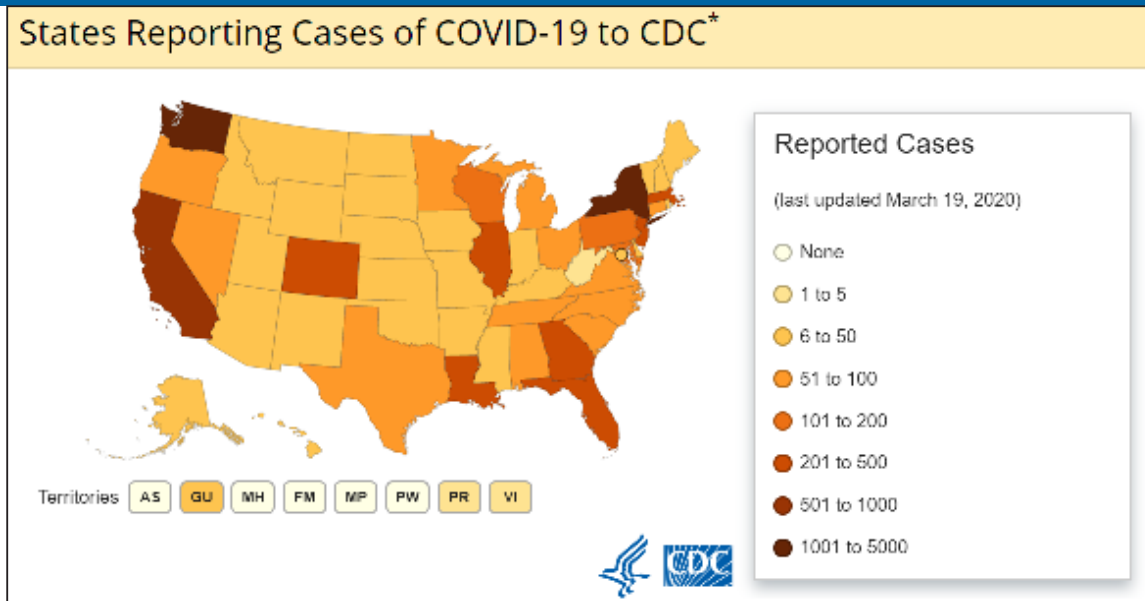
The number of COVID-19 cases continues to increase as the amount of COVID-19 testing kits become widely available across the country.

If you compare the numbers provided previously with the numbers provided today, you will see most numbers continue to increase. For example, the total number of cases in the U.S. went from 7,038 yesterday to 10,442 today.

Two members of Congress, Reps. Mario Diaz-Balart (R-Fla.) and Ben McAdams (D-Utah), tested positive for the virus.

Once the epicenter of the virus, China's Wuhan reported no new cases for the first time.

UNITED STATES



COVID-19: U.S. at a Glance*

- Total cases: 10,442
- Total deaths: 150
- Jurisdictions reporting cases: 54 (50 states, District of Columbia, Puerto Rico, Guam, and US Virgin Islands)

* Data include both confirmed and presumptive positive cases of COVID-19 reported to CDC or tested at CDC since January 21, 2020, with the exception of testing results for persons repatriated to the United States from Wuhan, China and Japan. State and local public health departments are now testing and publicly reporting their cases. In the event of a discrepancy between CDC cases and cases reported by state and local public health officials, data reported by states should be considered the most up to date.

Public Health Laboratory Testing

As of the evening of March 17, the total number of public health laboratories that have completed verification and are offering testing is 89. This includes one or more PHL in 50 states plus DC, Guam and Puerto Rico.

CALIFORNIA

As of March 18, 2020, 6 p.m. Pacific Daylight Time, there are a total of 675 positive cases and 16 deaths in California (including one non-California resident). This total does not include passengers from the Grand Princess cruise ship currently docked in Oakland.

Ages of all confirmed positive cases:

- Age 0-17: 13 cases
- Age 18-64: 448 cases
- Age 65+: 209 cases
- Unknown: 5 cases

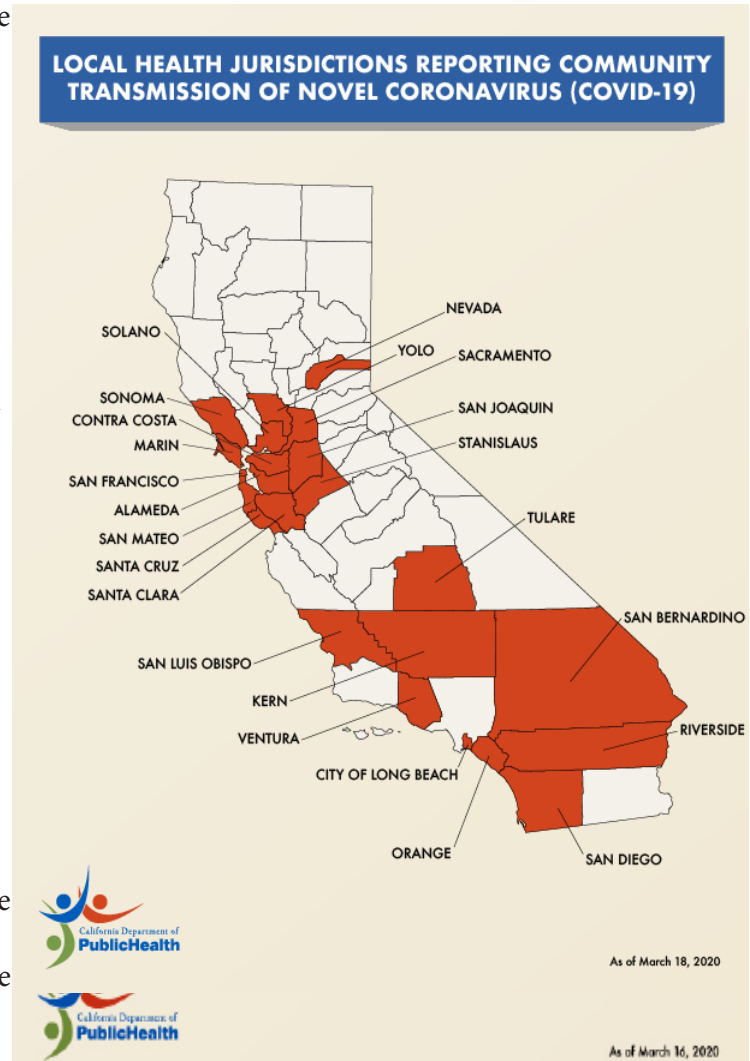
24 – Cases of positive tests related to federal repatriation flights

675 – Cases not related to repatriation flights

- 97 – Travel related
- 92 – Person-to-person acquired
- 181 – Community acquired
- 281 – Under investigation

In order to better focus public health resources on the changing needs of California communities, on March 18, the state is no longer collecting information about California travelers returning from countries that have confirmed COVID-19 outbreaks. Community transmission of COVID-19 has been identified in California since late February, and since early March, most of the confirmed cases in the state were not related to travel outside of the United States.

Twenty-two public health labs in California are testing samples for COVID-19. These labs include the California Department of Public Health's Laboratory in Richmond, Alameda, Contra Costa, Humboldt, Long Beach, Los Angeles, Monterey, Napa-Solano-Yolo-Marin (located in Solano), Orange, Riverside, Sacramento, San Bernardino, San Diego, San Francisco, San Joaquin, San Luis Obispo, San Mateo, Santa Clara, Shasta, Sonoma, Tulare and Ventura County public health laboratories. The Richmond Laboratory will provide diagnostic testing within a 48-hour turnaround time. More public health labs will soon be able to test samples for COVID-19. This means California public health officials will get test results sooner, so that



TRIBAL HEALTH PROGRAMS

No confirmed cases of COVID-19 on Tribal lands.

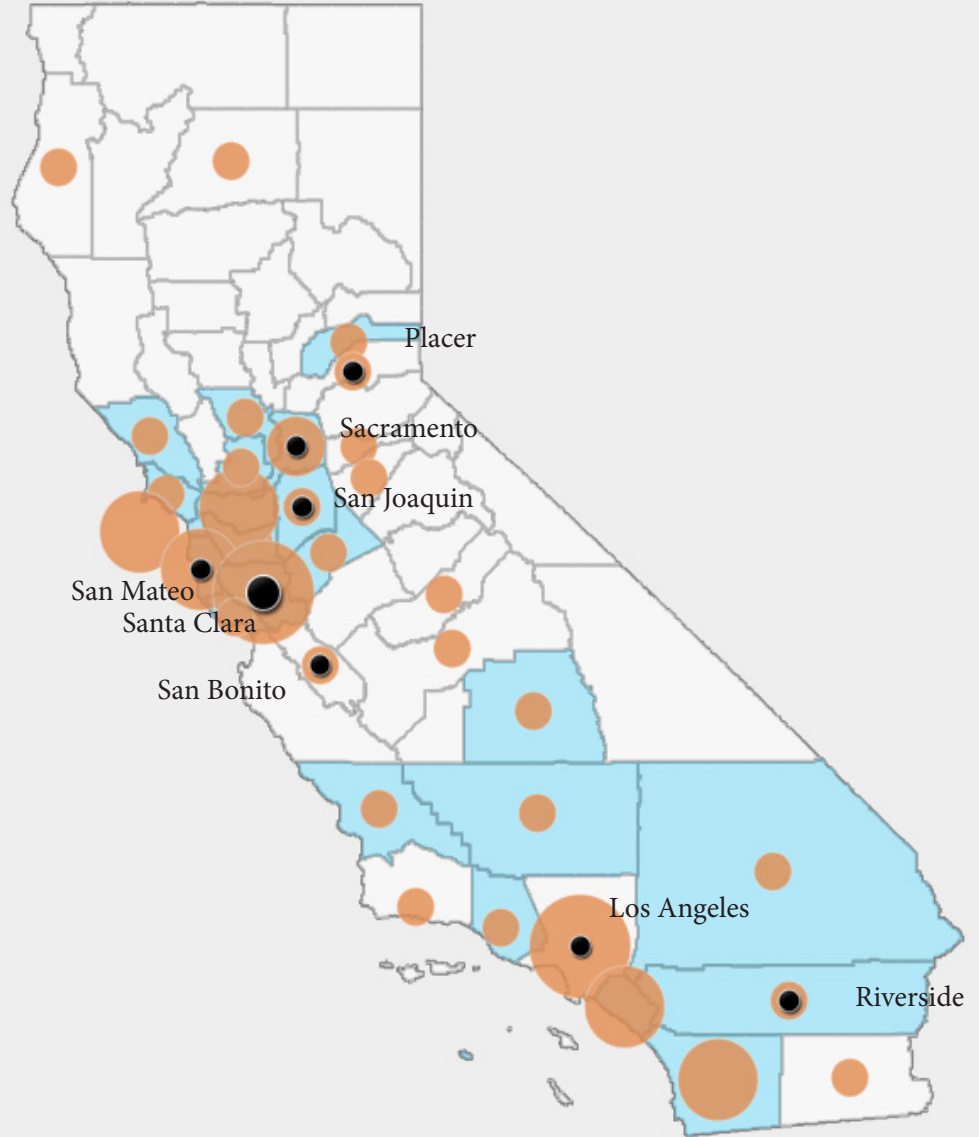
Please view attached maps.

If you have any questions or concerns please contact:

Vanesscia Cresci at Vcresci@crihb.org or Aurimar Ayala at Aayala@crihb.org

CONFIRMED CASES AND DEATHS BY COUNTY

CURRENT AS OF 12PM ON MARCH 19, 2020

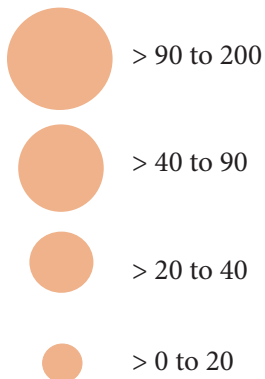


Counties with Reported Deaths (n=8)



1. Los Angeles
2. Placer
3. Riverside
4. Sacramento
5. San Bonito
6. San Joaquin
7. San Mateo
8. Santa Clara

Confirmed Cases by County

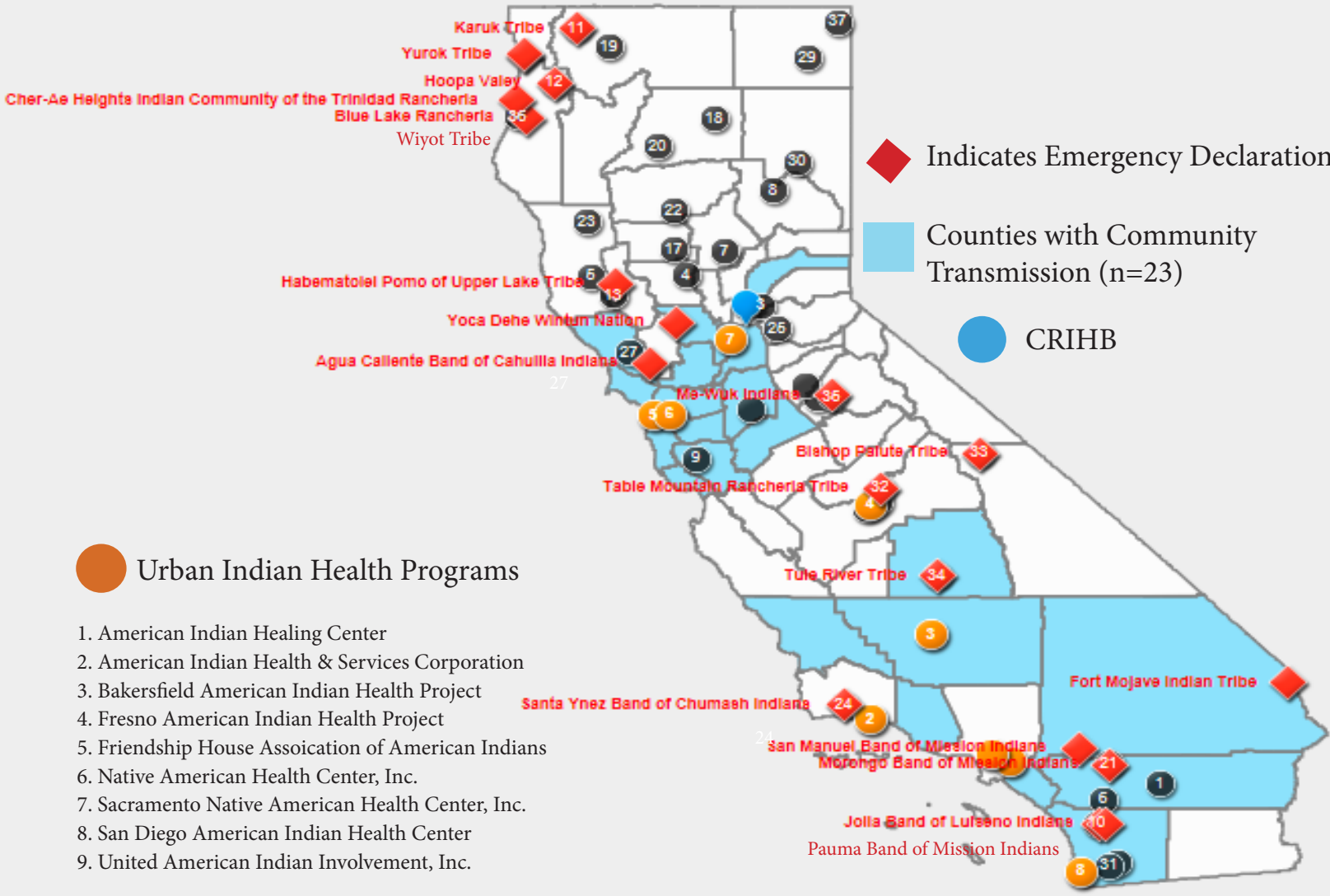


Counties with Community Transmission (n=23)

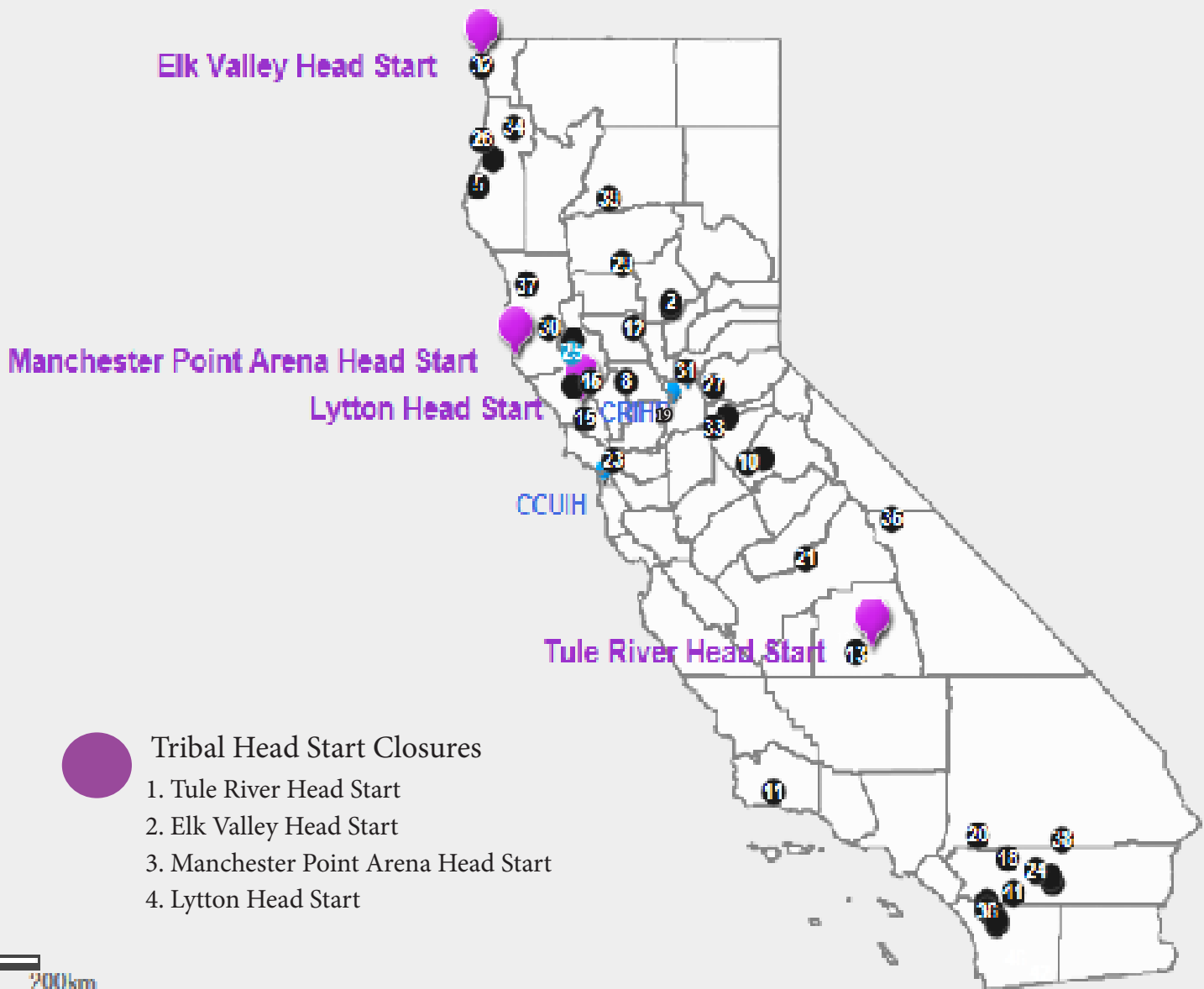


- | | |
|-----------------------|---------------------|
| 1. Alameda | 13. Stanislaus |
| 2. Contra Costa | 14. Solano |
| 3. City of Long Beach | 15. Ventura |
| 4. Orange | 16. Yolo |
| 5. Riverside | 17. San Bernardino |
| 6. Sacramento | 18. Tulare |
| 7. San Diego | 19. San Luis Obispo |
| 8. San Francisco | 20. Kern |
| 9. San Joaquin | 21. Sonoma |
| 10. Santa Cruz | 22. Solano |
| 11. Santa Clara | 23. Marin |
| 12. San Mateo | |

COMMUNITY TRANSMITTED CASES AND EMERGENCY DECLARATIONS BY URBAN INDIAN HEALTH PROGRAMS AND TRIBAL HEALTH PROGRAMS



CLOSURES: TRIBAL HEAD STARTS AND TRIBAL CASINOS



- Tribal Head Start Closures
- 1. Tule River Head Start
- 2. Elk Valley Head Start
- 3. Manchester Point Arena Head Start
- 4. Lytton Head Start

- Casino Closures (n=41)


- | | | |
|-------------------------------------|---------------------------------------|--|
| 1. Agua Caliente Casino | 15. Elk Valley Casino | 29. Red Fox Casino |
| 2. Augustine Casino | 16. Fantasy Springs Resort and Casino | 30. Redhawk Casino |
| 3. Bear River Casino | 17. Feather Falls Casino | 31. River Rock Casino |
| 4. Black Oak Casino | 18. Gold Country Casino and Hotel | 32. Robinson Rancheria Resort & Casino |
| 5. Blue Lake Casino | 19. Graton Resort & Casino | 33. Rolling Hills Casino |
| 6. Cache Creek Casino Resort | 20. Harrah's Northern California | 34. San Manuel Indian Bingo & Casino |
| 7. Cahuilla Creek Casino | 21. Harrah's Resort Southern CA | 35. San Pablo Lytton Casino |
| 8. Casino Pauma | 22. Jackson Rancheria Casino | 36. Table Mountain Casino |
| 9. Cher-Ae Heights Bingo and Casino | 23. Konocti Vista Casino and Bingo | 37. Thunder Valley Casino Resort |
| 10. Chicken Ranch Bingo and Casino | 24. Lucky Bear Casino | 38. Tortoise Rock Casino |
| 11. Chumash Casino Resort | 25. Morongo Casino, Resort & Spa | 39. Twin Pine Casino |
| 12. Colusa Casino Resort | 26. Paiute Palace Casino | 40. Valley View Casino |
| 13. Coyote Valley Casino | 27. Pala Casino Resort and Spa | 41. Win-River Casino |
| 14. Eagle Mountain Casino | 28. Pechanga Resort and Casino | |

California Counties COVID-19 Response

Click the color dots
on the map
for county information



Emergency Declarations
(38 Counties)



Emergency Declarations
and Shelter in Place Orders
(17 Counties)



San Luis Obispo County: Shelter in Place
Order effective 5 pm 3/19/20



Sacramento County: Stay at Home
Order effective 11:59 pm 3/19/20

FOR ADULTS
AGE 75+

