

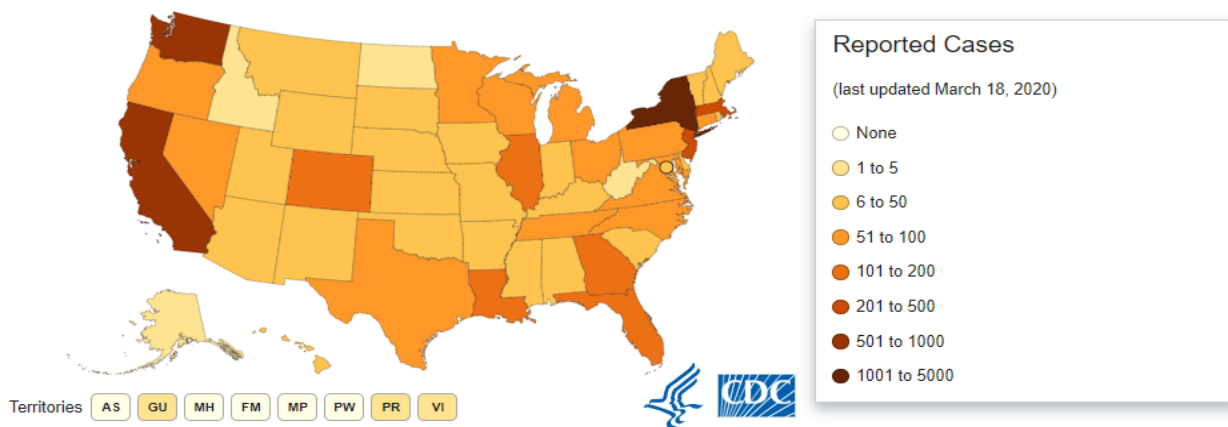
DAILY HIGHLIGHTS

President Trump announced on Wednesday 3/17/2020 that the U.S. and Canada have agreed to close their border to non-essential travel as the two countries seek to blunt the spread of the coronavirus.

The Senate approved on Wednesday 3/17/2020 a House-passed coronavirus relief package that includes provisions for free testing for COVID-19 and paid emergency leave, clearing the measure for President Donald Trump's signature.

If you compare the numbers provided previously with the numbers provided today, you will see most numbers continue to increase. For example, the total number of cases in the U.S. went from 4,226 yesterday to 7,038 today.

UNITED STATES



COVID-19: U.S. at a Glance*

- Total cases: 7,038
- Total deaths: 97
- Jurisdictions reporting cases: 54 (50 states, District of Columbia, Puerto Rico, Guam, and US Virgin Islands)

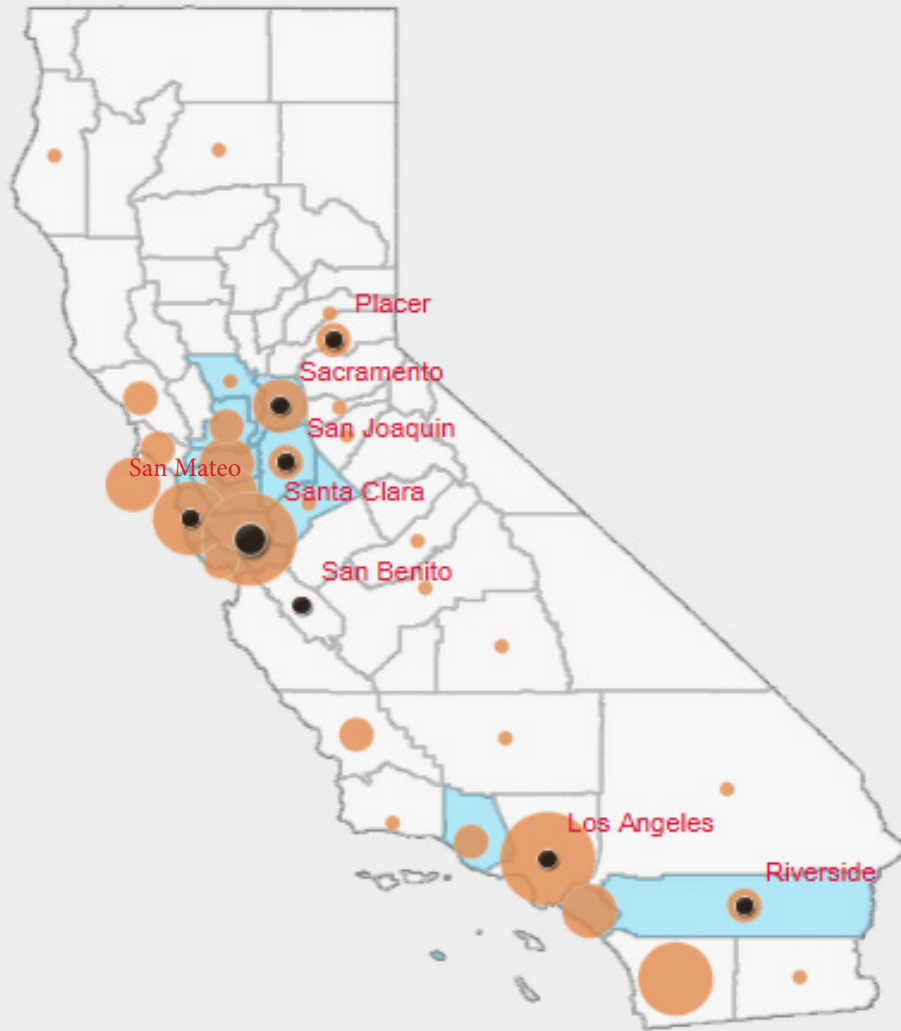
* Data include both confirmed and presumptive positive cases of COVID-19 reported to CDC or tested at CDC since January 21, 2020, with the exception of testing results for persons repatriated to the United States from Wuhan, China and Japan. State and local public health departments are now testing and publicly reporting their cases. In the event of a discrepancy between CDC cases and cases reported by state and local public health officials, data reported by states should be considered the most up to date.

Public Health Laboratory Testing

As of the evening of March 16, the total number of public health laboratories that have completed verification and are offering testing is 89. This includes one or more PHL in 50 states plus DC, Guam and Puerto Rico.

CONFIRMED CASES AND DEATHS BY COUNTY

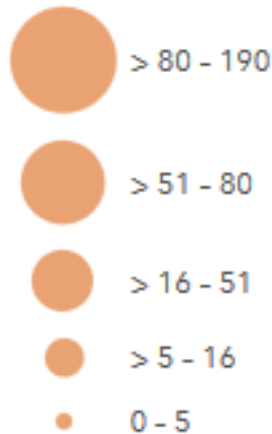
CURRENT AS OF 3PM ON MARCH 17, 2020



Deaths by County

- 1. Santa Clara : 6
- 2. Riverside : 3
- 3. Sacramento : 2
- 4. San Joaquin : 2
- 5. Los Angeles : 1
- 6. Placer : 1
- 7. San Mateo: 1
- 8. San Bonito : 1

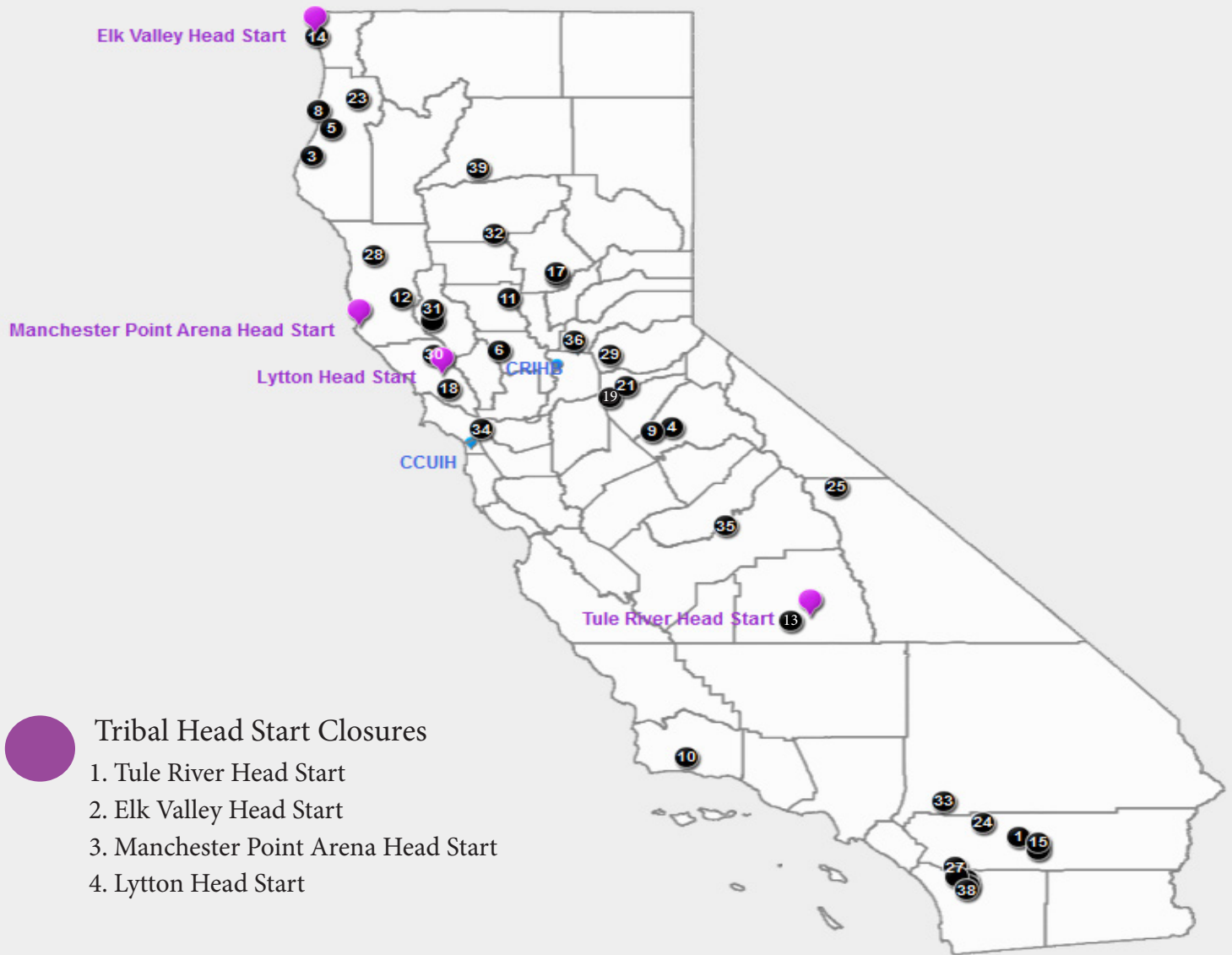
Confirmed Cases by County



Counties with Community Transmission (n=16)

- | | |
|-----------------------|-----------------|
| 1. Alameda | 9. San Joaquin |
| 2. Contra Costa | 10. Santa Cruz |
| 3. City of Long Beach | 11. Santa Clara |
| 4. Orange | 12. San Mateo |
| 5. Riverside | 13. Stanislaus |
| 6. Sacramento | 14. Solano |
| 7. San Diego | 15. Ventura |
| 8. San Francisco | 16. Yolo |

CLOSURES: TRIBAL HEAD STARTS AND TRIBAL CASINOS



Tribal Head Start Closures

1. Tule River Head Start
2. Elk Valley Head Start
3. Manchester Point Arena Head Start
4. Lytton Head Start



Casino Closures

- | | | |
|-------------------------------------|---------------------------------------|--|
| 1. Agua Caliente Casino | 14. Elk Valley Casino | 27. Pechanga Resort and Casino |
| 2. Augustine Casino | 15. Fantasy Springs Resort and Casino | 28. Red Fox Casino |
| 3. Bear River Casino | 16. Feather Falls Casino | 29. Redhawk Casino |
| 4. Black Oak Casino | 17. Gold Country Casino and Hotel | 30. River Rock Casino |
| 5. Blue Lake Casino | 18. Graton Resort & Casino | 31. Robinson Rancheria Resort & Casino |
| 6. Cache Creek Casino Resort | 19. Harrah's Northern California | 32. Rolling Hills Casino |
| 7. Casino Pauma | 20. Harrah's Resort Southern CA | 33. San Manuel Indian Bingo & Casino |
| 8. Cher-Ae Heights Bingo and Casino | 21. Jackson Rancheria Casino | 34. San Pablo Lytton Casino |
| 9. Chicken Ranch Bingo and Casino | 22. Konocti Vista Casino and Bingo | 35. Table Mountain Casino |
| 10. Chumash Casino Resort | 23. Lucky Bear Casino | 36. Thunder Valley Casino Resort |
| 11. Colusa Casino Resort | 24. Morongo Casino, Resort & Spa | 37. Tortoise Rock Casino |
| 12. Coyote Valley Casino | 25. Paiute Palace Casino | 38. Valley View Casino |
| 13. Eagle Mountain Casino | 26. Pala Casino Resort and Spa | 39. Win-River Casino |

