

---

# Fire Safety on Tribal Lands



Protecting Yourself, Your  
Family, and Your Community



# Escape Plan

- Map out an escape plan and practice with the whole family
- If possible, find two ways out of every room in the house
- Make sure doors and windows in the plan are easy to open
- When you get out stay out!






# In Home Safety Tips



If you choose to smoke, smoke outside



Place heaters at least 3 feet from anything that can burn, including you




Avoid wearing baggy clothes when cooking



Never leave cooking food unattended

Stop, Drop, and Roll



911

Know the way out and the emergency number to call



# Rural Area Issues

- Longer response time to emergencies
- More woodstoves and fireplaces
- Homes may be secluded and surrounded by woods, dense brush and vegetation that fuels fires
- Limited water supply or no nearby water source



# Tips for Making Your Land Fire Resistant

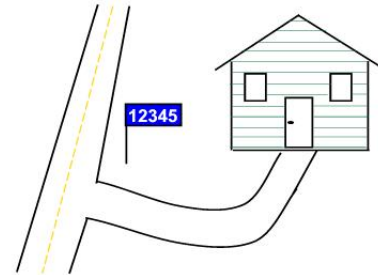


- Keep lawns trimmed, leaves raked, and the roof and rain-gutters free from debris such as dead limbs and leaves.
- Stack firewood at least 30 feet away from your home.
- Store flammable materials, liquids and solvents in metal containers outside the home at least 30 feet away from structures and wooden fences.
- Create defensible space by thinning trees and brush within 30 feet around your home.

# Prepare for an Emergency



- Post home address signs that are clear and visible from the road.
- Provide emergency vehicle access with properly constructed driveways and roadways, at least 12 feet wide with adequate turnaround space.
- Make sure water sources, such as hydrants and ponds, are accessible to the fire department.



# In-home Safety for Elders



Form a group to:

- Check smoke alarm batteries in homes of elders once a month
- Contact your local tribal health clinic about receiving smoke alarms and assist your elders in the installation
- Replace smoke alarms as needed according to the manufacturers' recommendations



# In-home Safety for Children

- Never let children play with matches! Keep matches in a locked cabinet.
- Check the temperature of your hot water heater. Children can suffer severe burns at 120°.
- Turn pot and pan handles toward the wall





# Conclusion

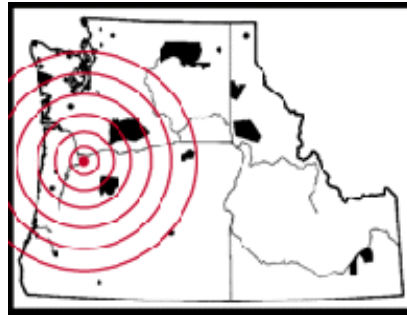
- The safest thing you can do in your home to prevent injury from fires is to install a smoke alarm and check the batteries regularly
- Some elders may need assistance so see if there is a program at the Fire Department of local Health Clinic
- It is important to take any preventative measure in and outside of your home because in rural areas response time is much longer and every second counts

For more information contact:

You Local Fire Department or Your Tribal Health Program



# This presentation was developed by the Tribal Epidemiology Center Consortium.



Northwest Tribal Epidemiology Center



This publication was supported by Award Number U50 MN024133 from the Centers for Disease Control through a Cooperative Agreement with the Tribal Epidemiology Center Consortium. Its contents are solely the responsibility of the authors and do not necessarily represent the official views of CDC.